

MODEL : ACF-164-373N

List No : 0616-06

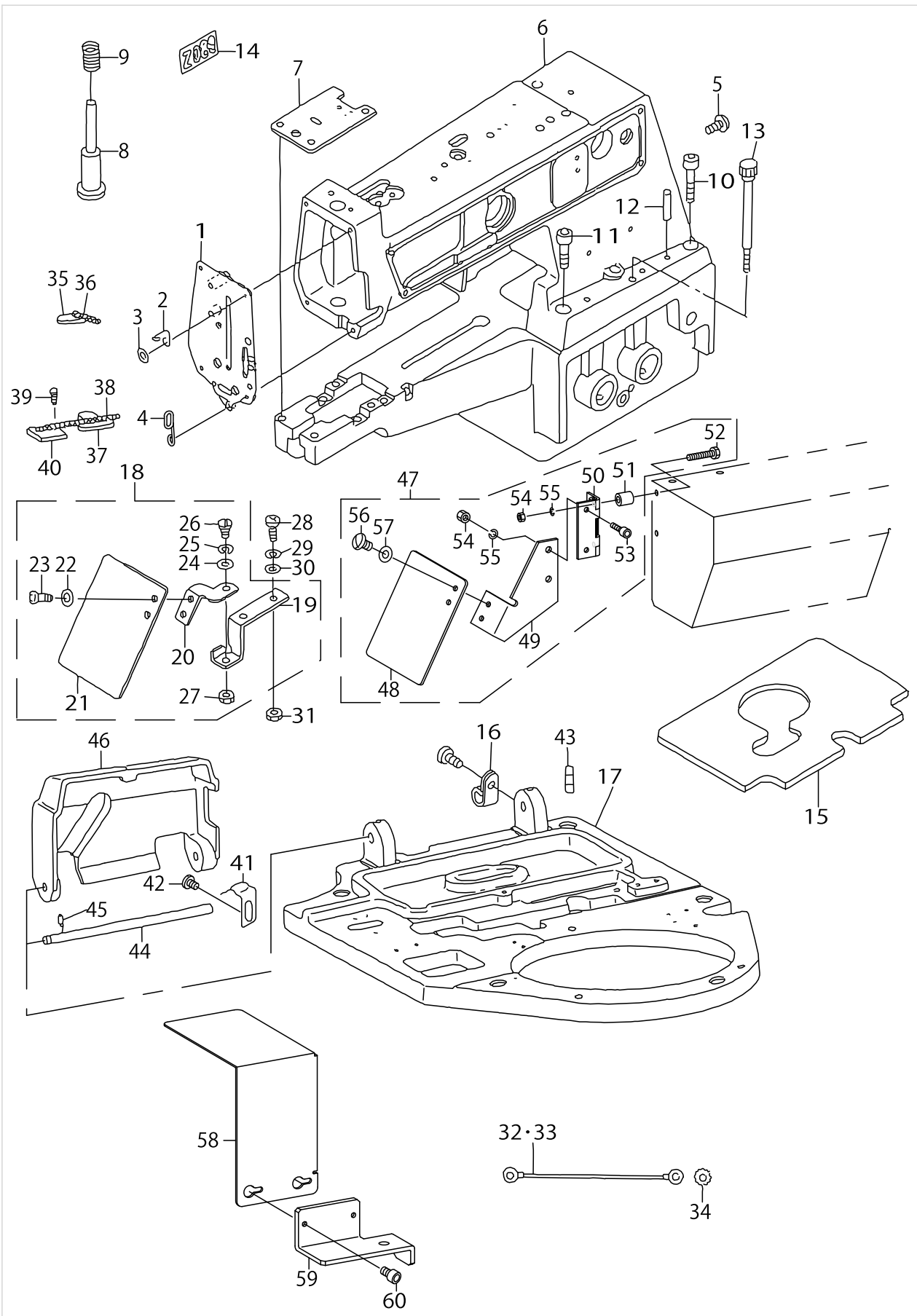
PARTS LIST

Published:05/12/2017

CONTENTS

FRAME & MICELLANEOUS COVER COMPONENTS	1
FEEDER CLAMP MACHANISM COMPONENTS	5
LOOPER COMPONENTS	9
NIPPER & THREAD TENSION COMPONENTS	11
FEED MECHANISM COMPONENTS.....	15
BUTTON CLAMP LIFTER & THREAD TRIMMER COMPONENTS.....	17
DRIVE SHAFT COMPONENTS.....	21
NEEDLE BAR COMPONENTS.....	23
WIPER MECHANISM COMPONENTS	25
STOP MOTION MECHANISM COMPONENTS	29
STITCH SELECTING PARTS COMPONENTS	31
SENSOR COMPONENTS.....	33
ACCESSORISE COMPONENTS.....	35
FINE POSITION OF BUTTONS COMPONENTS (1).....	37
FINE POSITION OF BUTTONS COMPONENTS (2).....	41
CAM COMPONENTS.....	45
INDEX COMPONENTS (1)	47
INDEX COMPONENTS (2)	51
FEEDER BOWL COMPONENTS.....	55
BR-CONTROL BOX COMPONENTS.....	57
ACCESSORIES COMPONENTS.....	59
FRAME COMPONENTS	61
COVER COMPONENTS.....	65
SOLENOID VALVE & REGULATOR COMPONENTS.....	67
FEED MECHANISM COMPONENTS.....	69
FEED MECHANISM DRIVE & SWITCH COMPONENTS.....	73
CLAMP ARM COMPONENTS.....	77
SET PLATE COMPONENTS	79
GAUGE & STACKER GUARD COMPONENTS	83
CONVEYOR COMPONENTS	85
STACKER COMPONENTS.....	89
COVER & KNEE SWITCH COMPONENTS.....	93
STACKER CYLINDER COMPONENTS.....	95
MACHINETABLE COMPONENTS.....	97
CONTROL BOX COMPONENTS	101
CPU CIRCUIT BOARD & I/O CIRCUIT BOARD COMPONENTS.....	105
PANEL CIRCUIT BOARD & POWER CIRCUIT BOARD COMPONENTS.....	107
ASSISTANT CLAMP, LIGHT MATERIAL CLAMP & LEAD MATCH CLAMP COMPONENTS	109
(OPTION)	
PANEL BOX COMPONENTS.....	111
ASSISTANT FEED PLATE COMPONENTS	113
NO.2 PRESSER COMPONENTS	115
THREAD STAND COMPONENTS.....	117
LIST FOR INFORMATION OF CHANGE (1).....	119
LIST FOR INFORMATION OF CHANGE (2).....	120
HOW TO MAKE USE OF THIS PARTS LIST	121

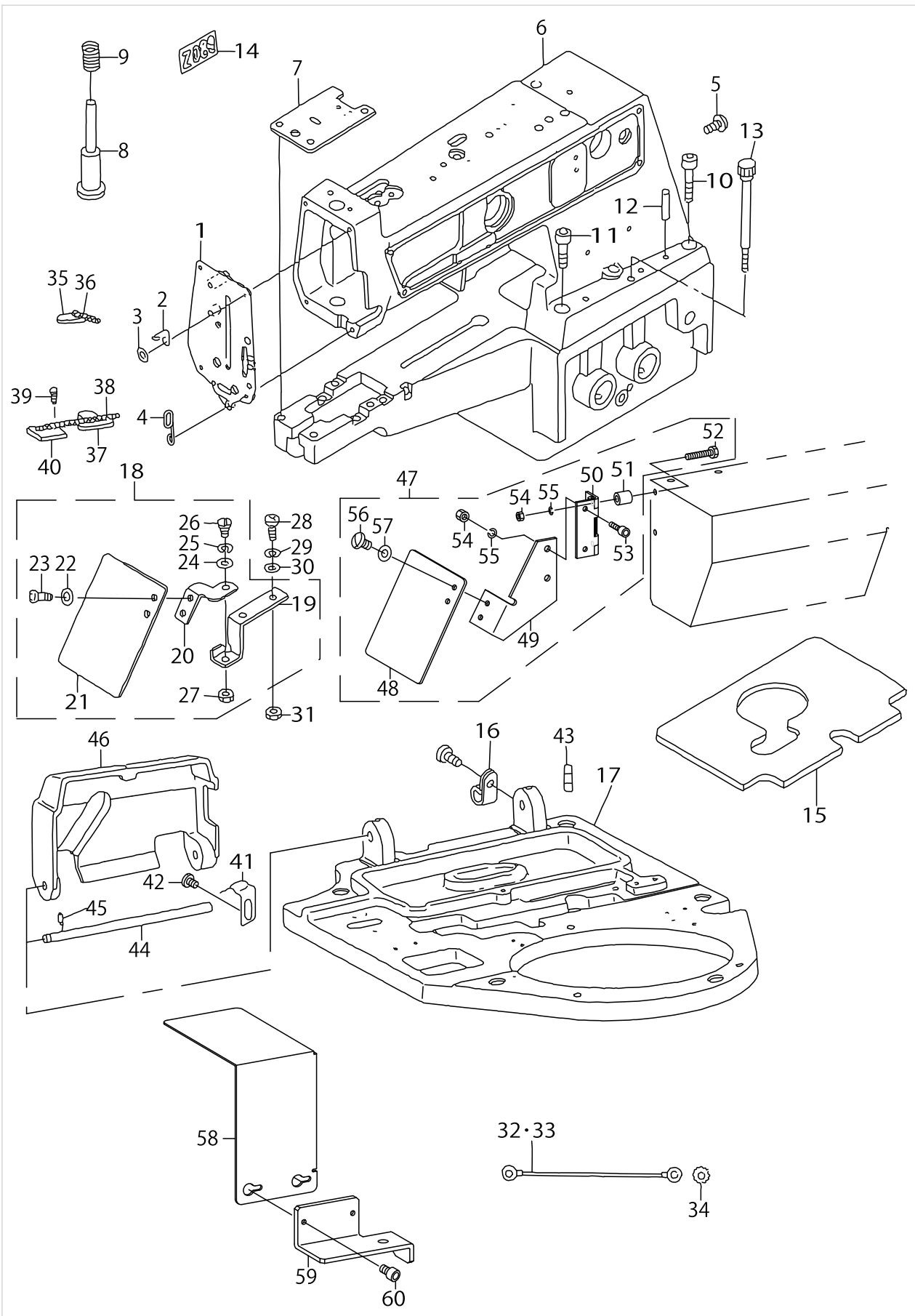
FRAME & MICELLANEOUS COVER COMPONENTS



FRAME & MICELLANEOUS COVER COMPONENTS

No.	Supply Code	Parts No.	Replacement	Parts name	Remarks	Choice	Step	Level	Cons	Qty	Rep. QTY
1	D	B3101372SA0		MACHINE ARM FRONT COVER ASM.						1	
2		B2038372000		THREAD GUIDE NO. 2						1	
3		WP0501016SD		WASHER 5X10.5X1						1	
4		B3107373S00		THREAD GUIDE NO.3						1	
5	R	SS7121410SP	SS7121410TP	SCREW 3/16-28 L=14						1	1.00
6		MAZ08901000A		ARM						1	
7	D	B1241373SA0		THOAT PLATE ASM.						1	
8		B4416373000		SPRINGGUIDESHAFT						1	
9		D9317762T00		GIMP GUIDE SHAFT SPRING						1	
10		SM6083042CH		SCREW M8 L=30						2	
11		SM6083542CH		SCREW M8 L=35						2	
12	R	B1105372000	26011205	GUIDE PIN						2	1.00
13	R	B11063720A0	26011908	SET SCREW ASM.						1	1.00
14	D	BME0Z089000		ATTACHMENT PLATE						1	
15	D	B1104372R00		OIL DRIP FELT						1	
16		HX001500000		CLIP						4	
17	D	MAZ08820000		BASE						1	
18	D	MAZ089710A0		SAFETY PLATE ASM.	EXCEPT JE,JAPAN					1	
19	D	MAZ08973000		SAFETY PLATE INSTALLING BASE				*		1	
20	D	MAZ08972000		SAFETY PLATE INSTALLING PLATE				*		1	
21	R	B3120372000	26037200	SAFETY PLATE				*		1	1.00
22		WP0450801SD		WASHER 4.5X10X0.8				*		2	
23		SS4110715SP		SCREW 11/64-40 L=7				*		2	
24		WP0650876SD		WASHER 6.5X13X0.8				*		1	
25		B3125155000		DISK SPRING				*		1	
26		SD0600401SD		HINGE SCREW D= 6 H= 4				*		1	
27		NM6040001SD		NUT M4				*		1	
28		SM0041001SC		SCREW M4 L=10						2	
29		WS0410002KN		SPRING WASHER						2	
30		WP0430801SC		WASHER 4.3X9X0.8						2	
31		NM6040001SC		NUT M4						2	
32		G67011640A0		EARTH CORD ASM. 1						1	
33		G67021640A0		EARTH CORD ASM. 2						1	
34		WT0430001KN		TOOTHED WASHER						2	
35	D	B3501372000A		OIL FELT, LARGE						1	
36		CQ202000000		OIL WICK						.1	
37		B3502372000A		OIL FELT, SMALL						1	
38		CQ202000000		OIL WICK						.1	
39		SS7110840SP		SCREW 11/64-40 L=7.8						1	
40	D	B3503372000		OIL SUPPLY FELT						1	
41	R	B1127372000	26011601	SIDE COVER SPRING						1	1.00
42	R	SS7090520SP	SS7090520TP	SCREW 9/64-40 L=4.5						1	1.00
43		PS0200082KH		SPRING PIN						1	
44	R	B1110372000	26011304	SIDE COVER HINGE SHAFT						1	1.00
45	R	SS8150710SP	SS8150710TP	SCREW 15/64-28 L=7						1	1.00

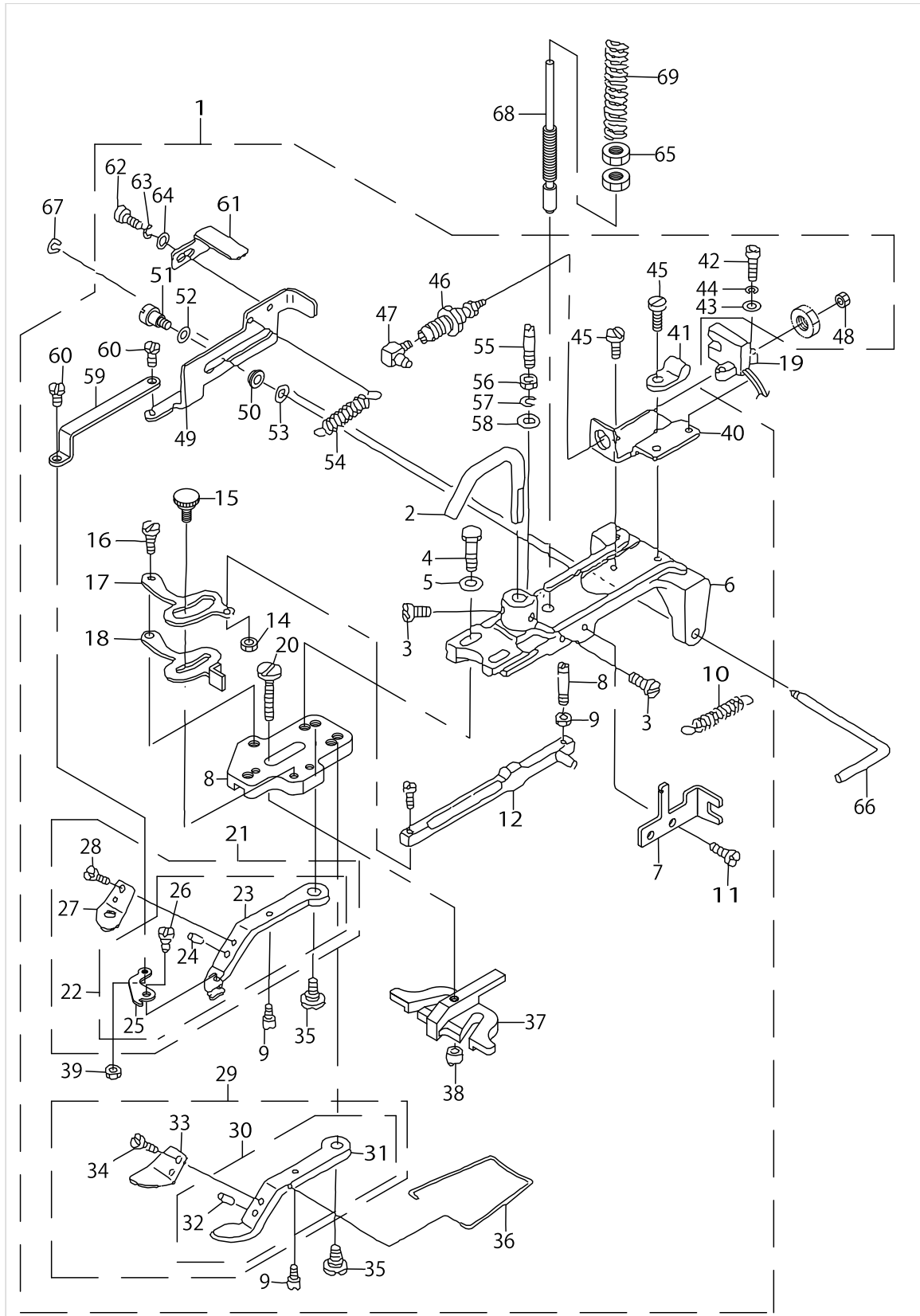
FRAME & MICELLANEOUS COVER COMPONENTS



FRAME & MICELLANEOUS COVER COMPONENTS

No.	Supply Code	Parts No.	Replacement	Parts name	Remarks	Choice	Step	Level	Cons	Qty	Rep. QTY
46	R	B112537200A	26011403	SIDE COVER, LEFT						1	1.00
47		MAZ089710B0		EC SAFETY PLATE ASM.	FOR JE,JAPAN					1	
48	R	B3120372000	26037200	SAFETY PLATE				*		1	1.00
49		MAZ08974000		SAFETY PLATE INS-TALLING PLATE				*		1	
50		G5903172000		SAFETYPLATEHINGE				*		1	
51		GBR11115000		MOTOR SPACER.				*		2	
52		SM9031603SE		SCREW M3 L=16				*		2	
53		SM6030802TP		SCREW M3X0.5 L=8				*		2	
54		NM6030001SC		NUT M3				*		4	
55		WS0310002KN		SPRING WASHER M3				*		4	
56		SS4110715SP		SCREW 11/64-40 L=7				*		2	
57		WP0450801SD		WASHER 4.5X10X0.8				*		2	
58		18215608		PULLEY COVER	FOR JE,JAPAN					1	
59		18215707		PULLEY COVER PLATE	FOR JE,JAPAN					1	
60		SM6040602TP		SCREW M4 L=6	FOR JE,JAPAN					2	

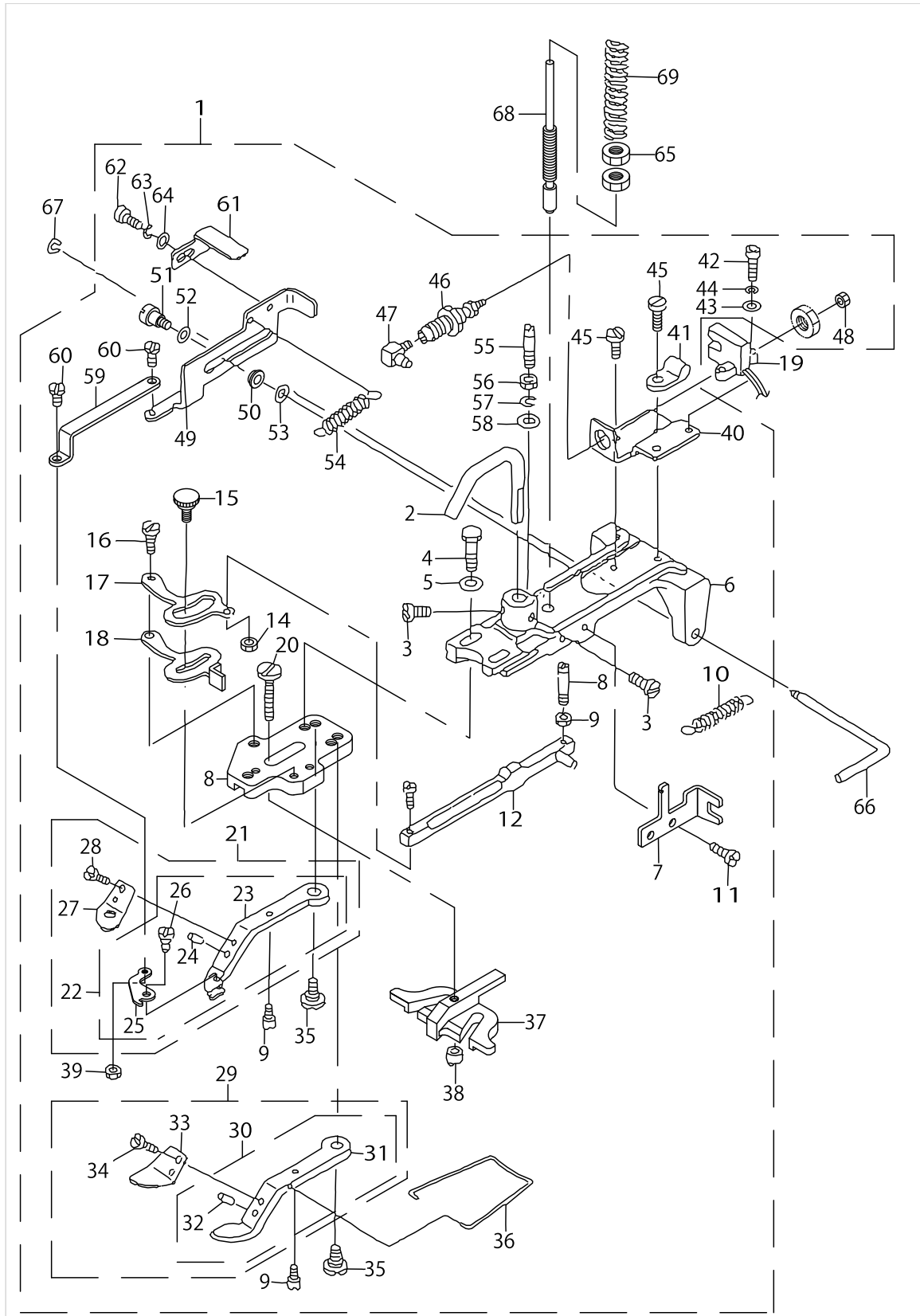
FEEDER CLAMP MACHANISM COMPONENTS



FEEDER CLAMP MACHANISM COMPONENTS

No.	Supply Code	Parts No.	Replacement	Parts name	Remarks	Choice	Step	Level	Cons	Qty	Rep. QTY
1	D	MAZ089110A0A		KNOB DEVICE ASM.						1	
2		B2546372000		BUTTON CLAMP LIFTING ROD				*		1	
3		SS7150940SP		SCREW 15/64-28 L=9				*		2	
4		SS9621413SP		SCREW 3/16-32 L=13.5				*		2	
5		WP0501016SD		WASHER 5X10.5X1				*		2	
6	R	MAZ08912000	40113237	BUTTON CLAMP HOLDER				*		1	1.00
7		GBR01602000		SLIDE BRACKET				*		1	
8		B2547372000		JAW LEVER HOLDER				*		1	
9		B2560372000		BUTTON CLAMP STOP PIN				*		2	
10		GBR01606000		RELEASE RETURN SPRING				*		1	
11		SS9091010SP		SCREW 9/64-40 L=10				*		2	
12		MAZ088270A0		CLAMP PELEASE LINK ASM.				*		1	
13		SS7091480SP		SCREW 9/64-40 L=13.5				*		1	
14		NS6090310SP		NUT 9/64-40				*		1	
15		B2549372R00A		SCREW				*		1	
16		SD0500404SP		HINGE SCREW				*		1	
17		GBR01601000A		CLAMP RELEASE LEVER				*		1	
18		B2548372R00A		OPEN LEVER				*		1	
19	D	MAZ089820A0		BUTTON SENSER SWITCH ASM.						1	
20		SD0550303SP		HINGE SCREW				*		1	
21		MAZ089130B0A		PICK-UP FOOT (LEFT)ASM.				*		1	
22		MAZ089130A0A		BUTTON KNOB FOOT ASM.(LEFT)				*		1	
23		MAZ08914000A		BUTTON KNOB FOOT(LEFT)				*		1	
24		B2559372000		BUTTON CLAMP LOCATING PIN				*		1	
25		MAZ08915000A		DETECTOR LEVER				*		1	
26		MAZ08916000		LINK SCREW A				*		1	
27		MAZ08917000		BUTTON HOLDING SPRING,LEFT				*		1	
28		SS7090410SP		SCREW 9/64-40 L= 3.5				*		1	
29		MAZ088230B0A		PICK-UP FOOT (RIGHT) ASM.				*		1	
30		MAZ088230A0A		PICK-UP FOOT (RIGHT) ASM.				*		1	
31		MAZ08823000A		PICK-UP FOOT (RIGHT)				*		1	
32		B2559372000		BUTTON CLAMP LOCATING PIN				*		1	
33		MAZ08829000		SPRING, RIGHT				*		1	
34		SS7090410SP		SCREW 9/64-40 L= 3.5				*		1	
35		SD0640391TP		HINGE SCREW D= 6.35 H= 3.9				*		2	
36		B2561372000		BUTTON CLAMP SPRING				*		1	
37		MAZ16522000		BUTTON GUIDE FOOT				*		1	
38		B2553372000		NUT				*		1	
39		NM6860003SC		NUT M2.6				*		1	
40		MAZ08918000		CYLINDER BASE				*		1	
41		HX00150000A		CABLE CLAMP				*		1	
42		SM6030802TP		SCREW M3X0.5 L=8				*		2	
43		WP0320501SC		WASHER M3				*		2	
44		WS0310002KR		SPRING WASHER 3.1X5.9X0.7				*		2	
45		SS6081010TP		SCREW 1/8-44 L=10				*		2	
46		PA0601004A0		AIR CYLINDER				*		1	

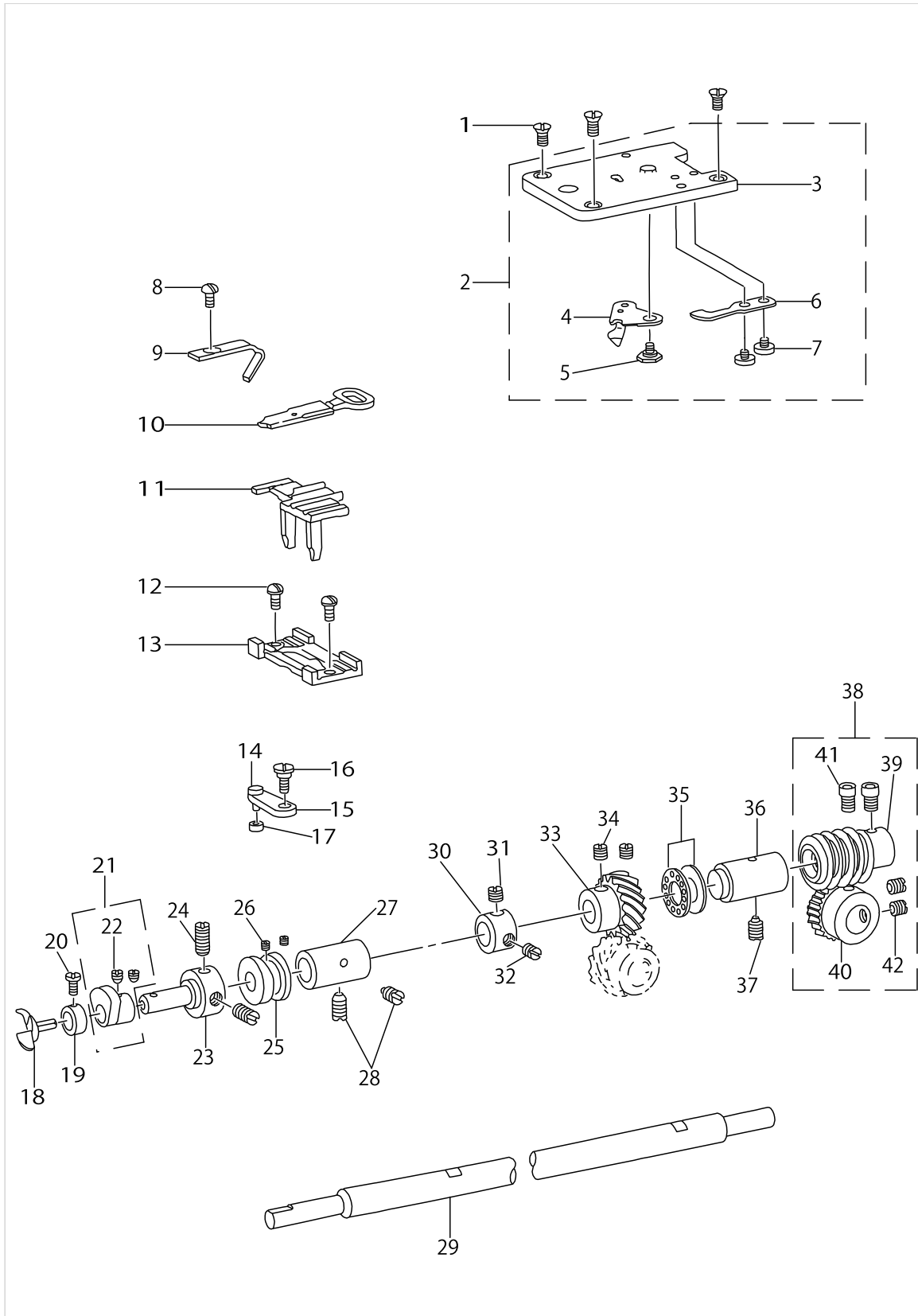
FEEDER CLAMP MACHANISM COMPONENTS



FEEDER CLAMP MACHANISM COMPONENTS

No.	Supply Code	Parts No.	Replacement	Parts name	Remarks	Choice	Step	Level	Cons	Qty	Rep. QTY
47		PJ046052503		HOSE ELBOW				*		1	
48		NM7030510SA		NUT M3				*		1	
49		MAZ08919000		SLIDER LINK				*		1	
50		MAZ16723000		BEARING				*		2	
51		SD0450403TP		HINGE SCREW				*		2	
52		WP0451026SH		WASHER				*		2	
53		WP0320501SC		WASHER M3				*		2	
54		D3149141E00		SPRING				*		1	
55		SS6081810SP		SCREW 1/8-44 L=18.0				*		1	
56		NS6080210SP		NUT 1/8-44				*		1	
57		WS0410002KN		SPRING WASHER				*		1	
58		WP0320501SC		WASHER M3				*		1	
59		MAZ08920000A		LINK ROD				*		1	
60		MAZ08921000		LINK SCREW, B				*		2	
61		MAZ08922000		SHADING PLATE				*		1	
62		SM6030402TP		SCREW M3X0.5 L=4				*		1	
63		WS0310002KR		SPRING WASHER 3.1X5.9X0.7				*		1	
64		WP0320501SC		WASHER M3				*		1	
65		NS6660511SP		NUT 1/4						2	
66	R	B2540372000	26025205	HINGE PIN						1	1.00
67		B2541372000		SNAP RING						1	
68	R	B2544372000	26027003	BUTTON CLAMP P- RESSURE ADJUSTIN						1	1.00
69	R	B2545372000	26027102	PRESSURE ADJUSTING SPRING						1	1.00

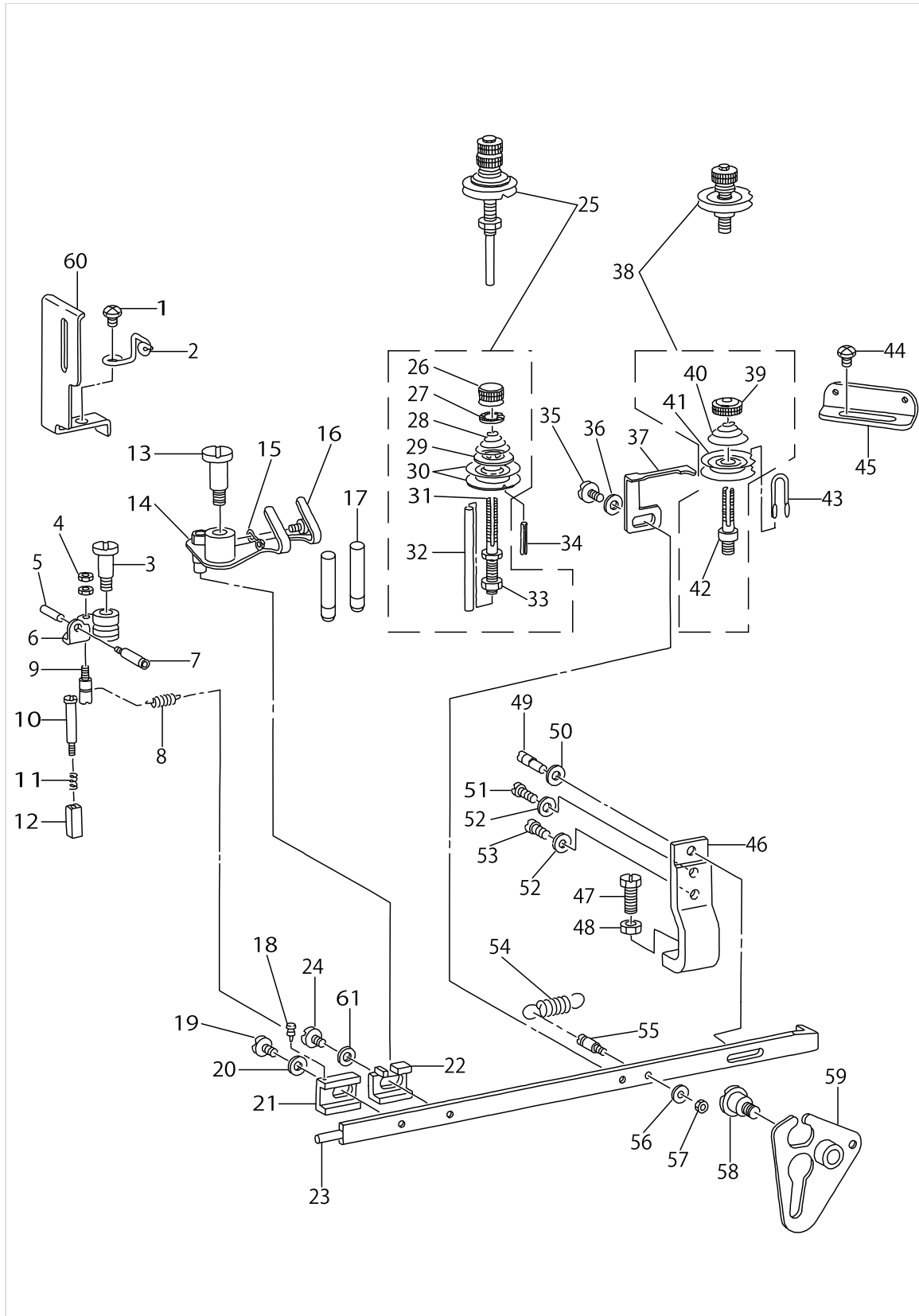
LOOPER COMPONENTS



LOOPER COMPONENTS

No.	Supply Code	Parts No.	Replacement	Parts name	Remarks	Choice	Step	Level	Cons	Qty	Rep. QTY
1		SS2110920TP		SCREW 11/64-40 L=8.5						3	
2		B12413730B0		THROAT PLATE ASM.						1	
3		B1241373000		THROAT PLATE				*		1	
4		B24063730A0		MOVING KNIFE ASM.				*		1	
5		SD0600095TH		HINGE SCREW D= 6 H= 0.85				*		1	
6		B2410373000		COUNTER KNIFE				*		1	
7		SS7080310SP		SCREW 1/8-44 L= 3.0				*		2	
8		SS7110840SP		SCREW 11/64-40 L=7.8						1	
9	R	B1242373000	26015206	NEEDLE GUARD						1	1.00
10	R	B1237373000	26013805	YOKE SLIDE						1	1.00
11	R	B1236373000	26013607	POSITIONING FINGER YOKE SLIDE						1	1.00
12		SS1110710SP		SCREW 11/64-40 L=7						2	
13	R	B1235373000	26013409	YOKE SLIDE INSERT						1	1.00
14	R	B1231372000	26003756	PIN		A				1	1.00
14	R	B1231372000	SD0640241SP	PIN		A				1	1.00
15	R	B1230372000	26003756	THREAD HADLER L- ENGTHWISE ARM		A				1	1.00
15	R	B1230372000	SD0640241SP	THREAD HADLER L- ENGTHWISE ARM		A				1	1.00
16		SD0640241SP		HINGE SCREW D= 6.35 H= 2.4						1	
17	R	B1232372000	26003905	LOOP POSITIONING FINGER LEVER						1	1.00
18		B1239372000		LOOPER						1	
19		CS0790721TH		THRUST COLLAR D=7.94 W=7						1	
20		SS7090620TP		SCREW 9/64-40 L=6.1						1	
21		B12343720A0		LOOP POSITIONING FINGER CAM AS						1	
22		SS8110410TP		SCREW 11/64-40 L= 3.5				*		2	
23	R	B1233372000	26015503	CAM & LOOPER SLEEVE						1	1.00
24		SS8150410TP		SCREW 15/64-28 L= 4.0						2	
25	R	B1228372000	26015404	LOOP POSITIONING FINGER CAM RE						1	1.00
26		SS8110310SP		SCREW 11/64-40 L= 2.8						2	
27		B1227372000		LOOPER SHAFT BUSHING, FRONT						1	
28	R	SS8151150SP	SS8151150TP	SCREW 15/64-28 L=10.5						2	1.00
29	R	B1219373N00	B1219373N00A	LOOPER SHAFT						1	1.00
30		CS1111019SH		THRUST COLLAR D=11.11 W=10						1	
31		SS8660512TP		SCREW 1/4-40 L=5						1	
32		SS8660330SP		SCREW 1/4-40 L= 3.0						1	
33		B1224372000		LOOPER SHAFT DRIVEN GEAR (B)						1	
34		SS8660612TP		SCREW 1/4-40 L=6						2	
35		B1215372A00		THRUST BALL BEARING						1	
36	R	B1222372000	26013102	LOOPER SHAFT BUSHING, REAR						1	1.00
37	R	SS8151150SP	SS8151150TP	SCREW 15/64-28 L=10.5						1	1.00
38		B1221373NA0		WORM WHEEL ASM.						1	
39	R	B1221373N00	B1221373NA0	WORM				*		1	1.00
40	R	B1220372000	B1221373NA0	CAM SHAFT DRIVEN GEAR				*		1	1.00
41		SS6660712TP		SCREW 1/4-40 L= 7.0				*		2	
42		SS8660612TP		SCREW 1/4-40 L=6				*		2	

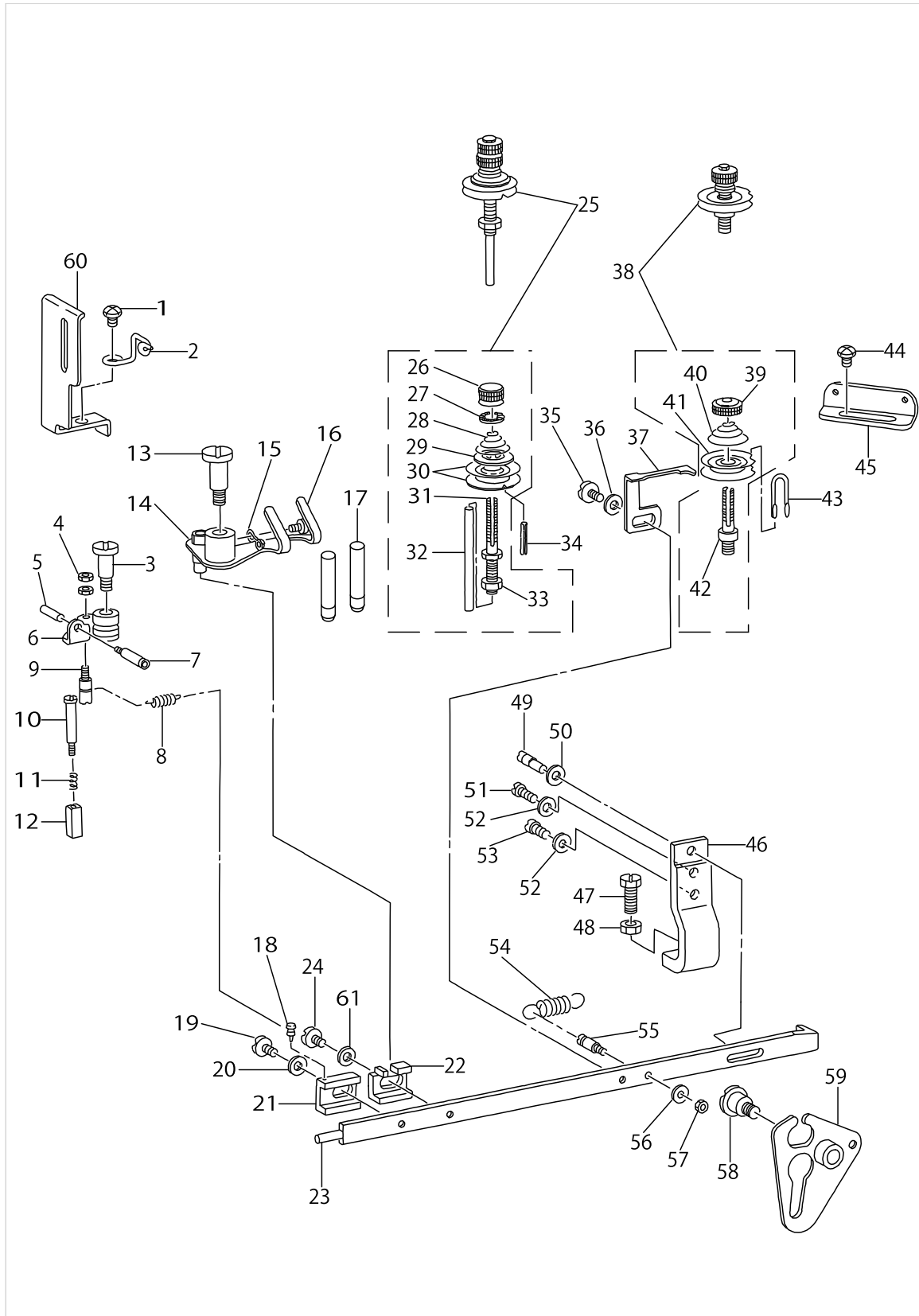
NIPPER & THREAD TENSION COMPONENTS



NIPPER & THREAD TENSION COMPONENTS

No.	Supply Code	Parts No.	Replacement	Parts name	Remarks	Choice	Step	Level	Cons	Qty	Rep. QTY
1		SS4150915SP		SCREW 15/64-28 L=9						1	
2		B2038372000		THREAD GUIDE NO. 2						1	
3		SD0791271SP		HINGE SCREW D= 7.94 H=12.7						1	
4		NS6080210SP		NUT 1/8-44						2	
5	R	B2035372000	26020602	NUT						1	1.00
6	R	B20313720A0	26000950	THREADNIPPERASM.						1	1.00
7	R	B2034372000	26020503	THREAD RELEASING SCREW STUD						1	1.00
8	R	B2037372000	26020800	NIPPER BAR BLOCK SPRING						1	1.00
9	R	B2036372000	26020701	NIPPER BAR BLOCK SPRING SCREW						1	1.00
10		SD0402001TP		HINGE SCREW D=4 H=20						1	
11	R	B2029372000	26020404	NIPPER BLOCK SPRING						1	1.00
12	R	B2028372000	26020305	NIPPER BLOCK						1	1.00
13		SD0791501SP		HINGE SCREW D= 7.94 H=15.0						1	
14	R	B2026373NA0	40038476	THREAD PULL-OFF LEVER ASM.						1	1.00
15	R	B2040373000	26021501	THREAD GUIDE						1	1.00
16		SS7090510SP		SCREW 9/64-40 L= 4.6						1	
17	D	B2024372000		THREAD GUIDE						2	
18	R	B2012372000	26019406	NIPPER BAR BLOCK SPRING PIN						1	1.00
19		SS6120930TP		SCREW 3/16-28 L=9						1	
20		WP0501016SD		WASHER 5X10.5X1						2	
21	R	B2011372000	26019307	NIPPER BAR BLOCK						1	1.00
22	R	B2010373N00	26217604	NIPPER BAR BLOCK						1	1.00
22	R	B2010373N00	26019208	NIPPER BAR BLOCK						1	1.00
23	R	B2004372000	26001909	NIPPER BAR						1	1.00
24		SS6120930TP		SCREW 3/16-28 L=9						1	
25		B20193720AA		TENSION POST ASM., NO.2						1	
26		B3116125000		TENSION NUT				*		1	
27		B3120125000		ROTATING STOPPER				*		1	
28		B2021372000		THREAD TENSION SPRING NO.2				*		1	
29		B3132012000		TENSION DISC HOLDER				*		1	
30		B2016372000		TENSION DISC				*		2	
31		B2019372000		TENSION POST NO.2				*		1	
32		B2020372000		TENSION RELEASE PIN				*		1	
33		NS6160520SP		NUT 1/4-24				*		1	
34		PS0200142K0		SPRING PIN 2.0X14						1	
35		SS6120930TP		SCREW 3/16-28 L=9						1	
36		WP0501016SD		WASHER 5X10.5X1						1	
37	R	B2009372000	26019109	THREAD TENSION RELEASING LEVER						1	1.00
38	R	B20153720A0	26005157	THREAD TENSION ASM. (NO.1)						1	1.00
39	R	B3125012000	22928808	THREAD TENSION NUT				*		1	1.00
40		B2017372000		TENSION SPRING NO.1				*		1	
41		B2016372000		TENSION DISC				*		2	
42	D	B2015372000		THREAD TENSION STAFF NO. 1				*		1	
43	D	B2014372000		THREAD BUIDE						1	
44		SS4150915SP		SCREW 15/64-28 L=9						1	

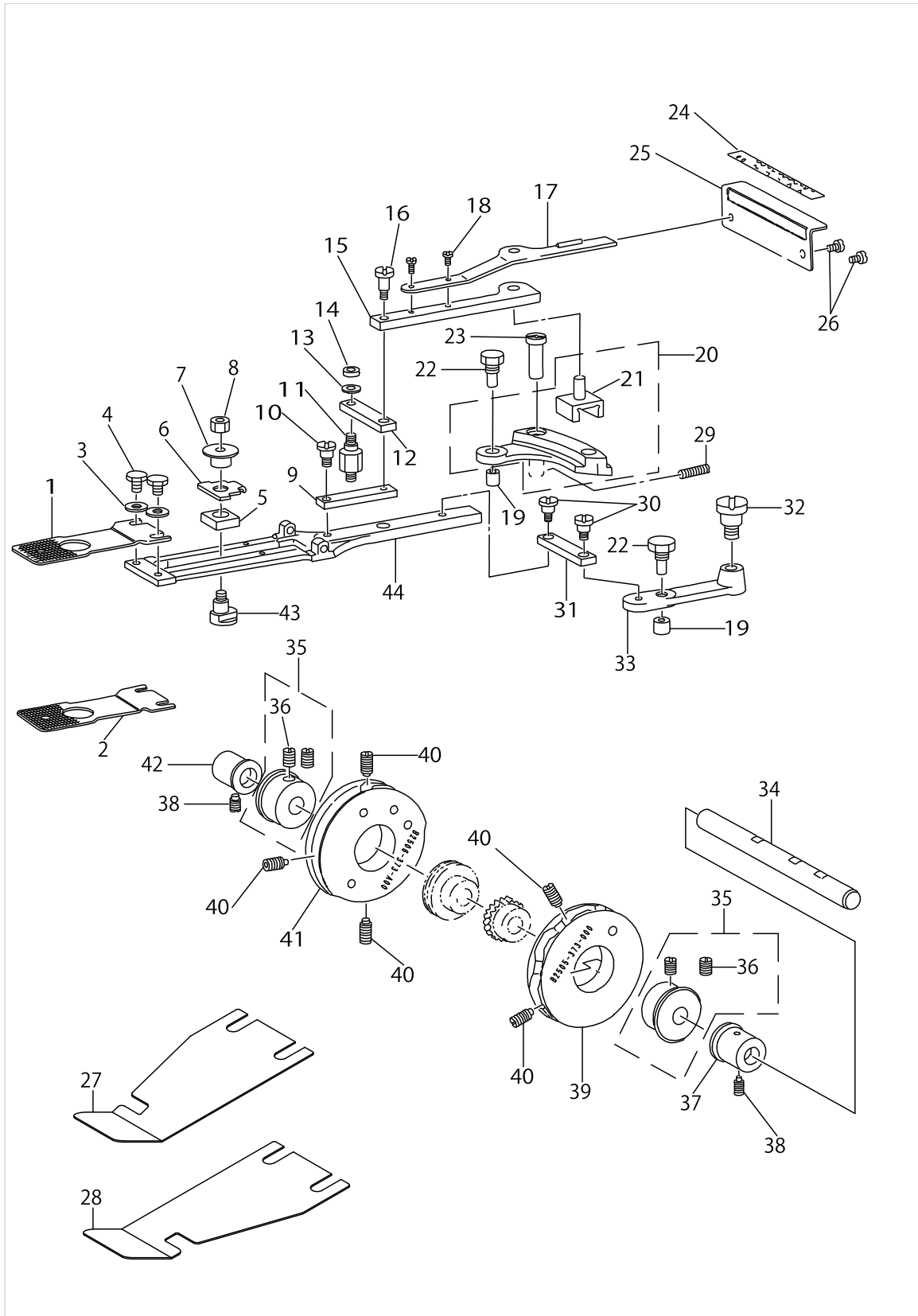
NIPPER & THREAD TENSION COMPONENTS



NIPPER & THREAD TENSION COMPONENTS

No.	Supply Code	Parts No.	Replacement	Parts name	Remarks	Choice	Step	Level	Cons	Qty	Rep. QTY
45	R	B2039373000	26021402	THREAD GUIDE NO.1						1	1.00
46		B2005373000		NIPPER BAR BEARING BLOCK						1	
47		SS9151420TP		BOLT 15/64-28 L=14						1	
48		NS6150310SP		NUT 15/64-28						1	
49		B2006372000		ADJUSTING SCREW						1	
50		WP0480856SP		WASHER 4.8X8.4X0.8						2	
51		SS6121610TP		SCREW 3/16-28 L=15.5						1	
52		WP0480856SP		WASHER 4.8X8.4X0.8						2	
53		SS6121050SP		SCREW 3/16-28 L=9.5						1	
54		B2008372000		THREAD TENSION SPRING						1	
55		B2007372000		NIPPER BAR SPRING SCREW						1	
56		WP0371016SD		WASHER 3.7X8X1						1	
57		NS6080340SP		NUT 1/8-44						1	
58	R	SD0790802SP	SD0790802TP	HINGE SCREW D= 7.94 H= 8.0						1	1.00
59	R	B20013720A0	26000455	NIPPER BAR ACTU- ATING LEVER ASM						1	1.00
60		B1421372000		NEEDLE BAR GUARD						1	
61		WP0501016SD		WASHER 5X10.5X1						1	

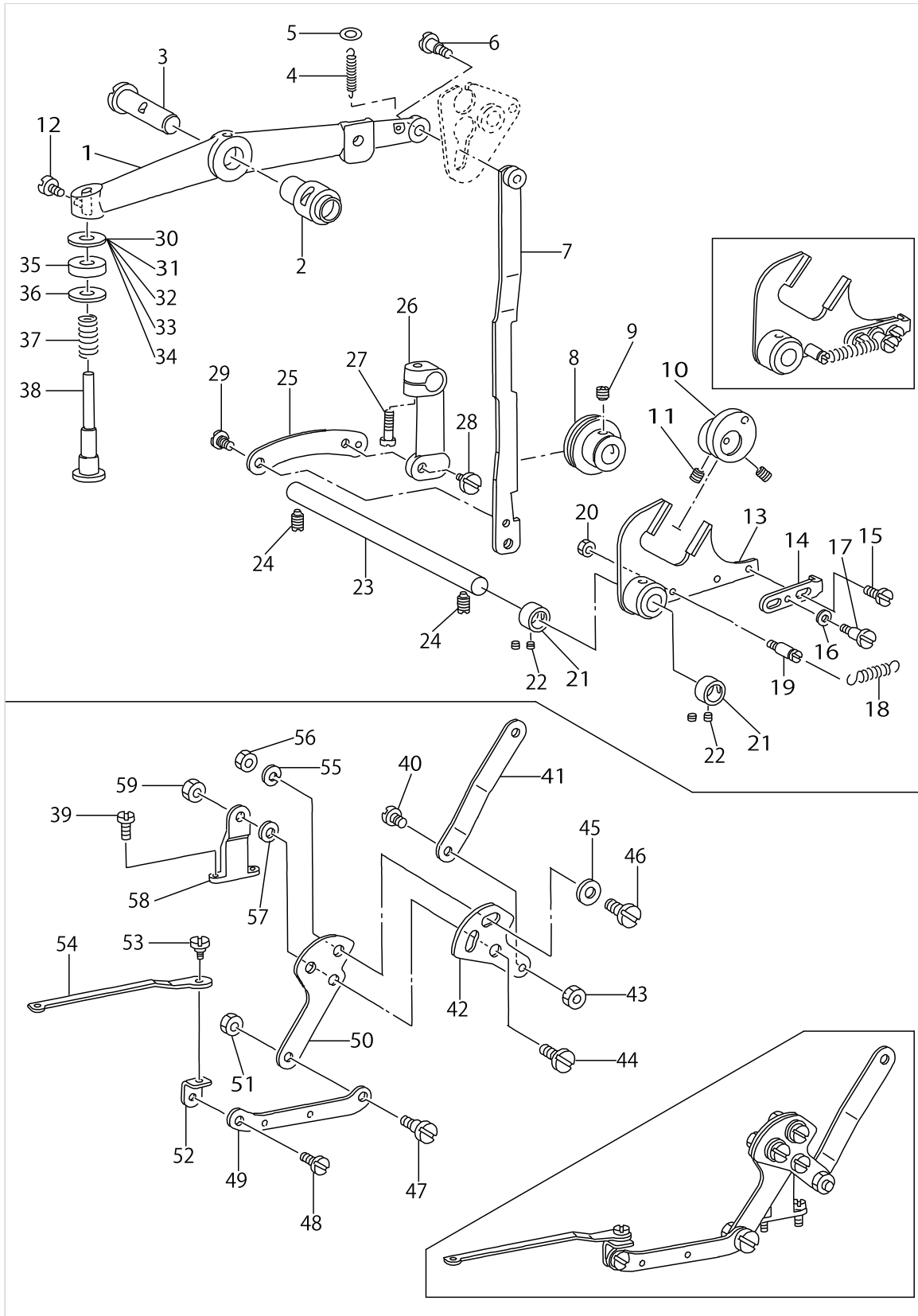
FEED MECHANISM COMPONENTS



FEED MECHANISM COMPONENTS

No.	Supply Code	Parts No.	Replacement	Parts name	Remarks	Choice	Step	Level	Cons	Qty	Rep. QTY
1		B2529373N00		FEED PLATE, SMALL BUTTON						1	
2		B2529373N0B		FEED PLATE, MIDDLE BUTTON	OPTIONAL PART					1	
3		WP0501016SD		WASHER 5X10.5X1						2	
4		SS9120623TP		SCREW						2	
5	R	B2524372000	26024604	INDICATOR PIN BEARING BLOCK						1	1.00
6	R	B2525373N00	26024901	CROSSWISE FEED INDICATOR						1	1.00
7	R	B2526372000	26024703	CROSSWISE FEED INDICATOR PIN						1	1.00
8		NS6160520SP		NUT 1/4-24						1	
9	R	B2518372000A	26024109	SLIDE PLATE CONNECTING LINK A						1	1.00
10		SD0640961SP		HINGE SCREW D= 6.35 H= 9.6						1	
11	R	B2521372000	26024307	STUD						1	1.00
12	R	B2519372000	26024208	INTERMEDI CONNECTING LINK						1	1.00
13		WP0501016SD		WASHER 5X10.5X1						1	
14		NS6120310SP		NUT 3/16-28						1	
15	R	B2513372000	B2513372000A	INDICATOR SPRING CONNECTING LI						1	1.00
16		SD0640481SP		HINGE SCREW D= 6.35 H= 4.8						1	
17	R	B2515372000	26024000	HANDLE & INDICATOR SPRING						1	1.00
18		SS4090615SP		SCREW 9/64-40 L=6						2	
19	R	B2507372000	26023200	CAM ROLL						2	1.00
20		B25113720A0		LENGTHWISE FEED LEVER ASM.						1	
21	R	B2512372000	B25113720A0	LENGTHWISE FEED LEVER SLIDE BL				*		1	1.00
22	R	B2508372000	26023309	CAM ROLL SCREW STUD						2	1.00
23	R	B2509372000A	26023408	FEED STUD						1	1.00
24		B2563372000		LENGTHWISE FEED GRADUATE PLATE						1	
25	R	B2564372000	26027300	PLATE BASE						1	1.00
26		SS4120615SP		SCREW 3/16-28 L=6						2	
27	D	G5520164000		SLIP STOPPER (FOR MEN'S)	OPTIONAL PART					1	
28	D	G5521164000		SLIP STOPPER (FOR LADIE'S)	OPTIONAL PART					1	
29		SS8152030SP		SCREW 15/64-28L=20						1	
30		SD0640481SP		HINGE SCREW D= 6.35 H= 4.8						2	
31	R	B2519372000	26024208	INTERMEDI CONNECTING LINK						1	1.00
32		SD0791051SP		HINGE SCREW D= 7.94 H=10.5						1	
33	R	B2510372000A	26023507	CROSSWISE FEED LEVER						1	1.00
34		B2501372000		CAM SHAFT						1	
35	D	B25303720A0		CAM BOSS ASM.						2	
36		SS8680810TP		SCREW 9/32-28 L=8.0				*		4	
37	R	B2502372000	26022400	CAM SHAFT BUSHING, RIGHT						1	1.00
38	R	SS8151150SP	SS8151150TP	SCREW 15/64-28 L=10.5						2	1.00
39	D	B2505373000		CROSSWISE FEED CAM						1	
40		SS8681412TP		SCREW 9/32-28 L=13.5						5	
41	D	B2506373A00		LENGTHWISE FEED CAM						1	
42	R	B2503372000	26022509	CAM SHAFT BUSHING, LEFT						1	1.00
43		B2523373N00		HINGE SCREW						1	
44		B2522373N00		FEED PLATE						1	

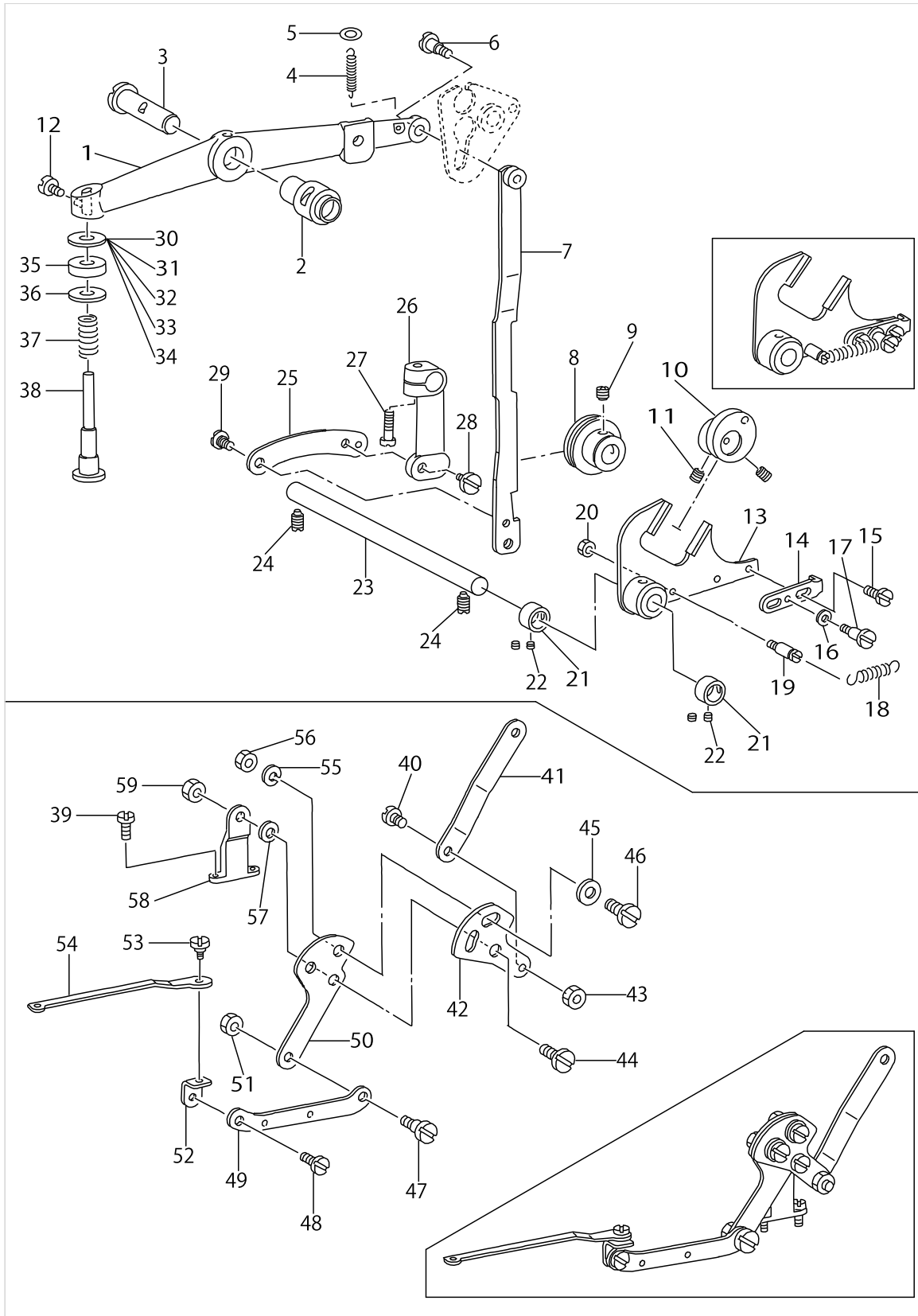
BUTTON CLAMP LIFTER & THREAD TRIMMER COMPONENTS



BUTTON CLAMP LIFTER & THREAD TRIMMER COMPONENTS

No.	Supply Code	Parts No.	Replacement	Parts name	Remarks	Choice	Step	Level	Cons	Qty	Rep. QTY
1	D	B4412373N00		LIFTING LEVER						1	
2	R	B1407372000	26018101	BUSHING						1	1.00
3	D	B1408373N00		NEEDLE BAR LEVER						1	
4	R	B4419372000	26033407	NIPPER BAR ACTU- ATING LEVER SPR						1	1.00
5	R	B4418372000	26033308	WASHER						1	1.00
6		SD0641322TP		HINGE SCREW D=6.35 H=13.2						1	
7		B4411373000		BUTTON CLAMP LIFTING LINK						1	
8	R	B4410372000	26032607	SLIDING ROLLER						1	1.00
9		SS8660612TP		SCREW 1/4-40 L=6						1	
10	R	B4405372000	26003301	ECCENTRIC CAM						1	1.00
11		SS8660612TP		SCREW 1/4-40 L=6						2	
12		SS9151160CP		SCREW 15/64-28 L=10.5						1	
13		B4401373N00		BUTTON CLAMP FORKED ROD						1	
14		B4402373N00		LIFTING HOOK						1	
15		SD0640271TP		HINGE SCREW						2	
16		WP0451026SH		WASHER						1	
17		SD0500721SP		HINGE SCREW D= 5 H= 7.2						1	
18		B4403373N00		LIFTING HOOK SPRING						1	
19	R	B1506352000	26226407	TENSION SPRING RACK B						1	1.00
20		NS6120310SP		NUT 3/16-28						1	
21	R	CS0950816SH	CS0950810SH	THRUST COLLAR D=9.5 W=8						2	1.00
22		SS8110410TP		SCREW 11/64-40 L= 3.5						4	
23	R	B4404372000A	26032300	LEVER SHAFT						1	1.00
24	R	SS8151150SP	SS8151150TP	SCREW 15/64-28 L=10.5						2	1.00
25	R	B4408372000	26032508	LIFTING LINK CONNECTING LINK						1	1.00
26		B4406372000B		LIFTING LINK CONNECTING LINK						1	
27		SS6121610TP		SCREW 3/16-28 L=15.5						1	
28		SD0640471SP		HINGE SCREW D= 6.35 H= 4.7						1	
29		SD0640211SP		HINGE SCREW D= 6.35 H= 2.1						1	
30		WP0704516SP		WASHER 7X20X4.5	SELECTIVE PART					1	
31		WP0703516SP		WASHER 7X20X3.5	SELECTIVE PART					1	
32		WP0704016SP		WASHER 7X20X4	SELECTIVE PART					1	
33		WP0751576SD		WASHER 7.5X19X1.5	SELECTIVE PART					2	
34		WP0851846SC		WASHER 8.5X22.0X1.8	SELECTIVE PART					2	
35		B4420373000		CUSHION						2	
36		WP0751576SD		WASHER 7.5X19X1.5						1	
37		MAZ08826000		SPRING						1	
38		B4416373000		SPRINGGUIDESHAF						1	
39		SS7111410TP		SCREW 11/64-40L=14						2	
40		SD0640323TP		HINGE SCREW D= 6.35 H= 3.2						1	
41	D	B2401373N00		THREAD TRIMMING LINK						1	
42	D	B2412373N00		CONTROL PLATE						1	
43		NS6620310SP		NUT 3/16-32						1	
44		SD0790601SP		HINGE SCREW D=7.94 H=6						1	
45		WP0621016SD		WASHER 6.2X13X1						2	
46		SS7151210SP		SCREW 15/64-28L=12						2	

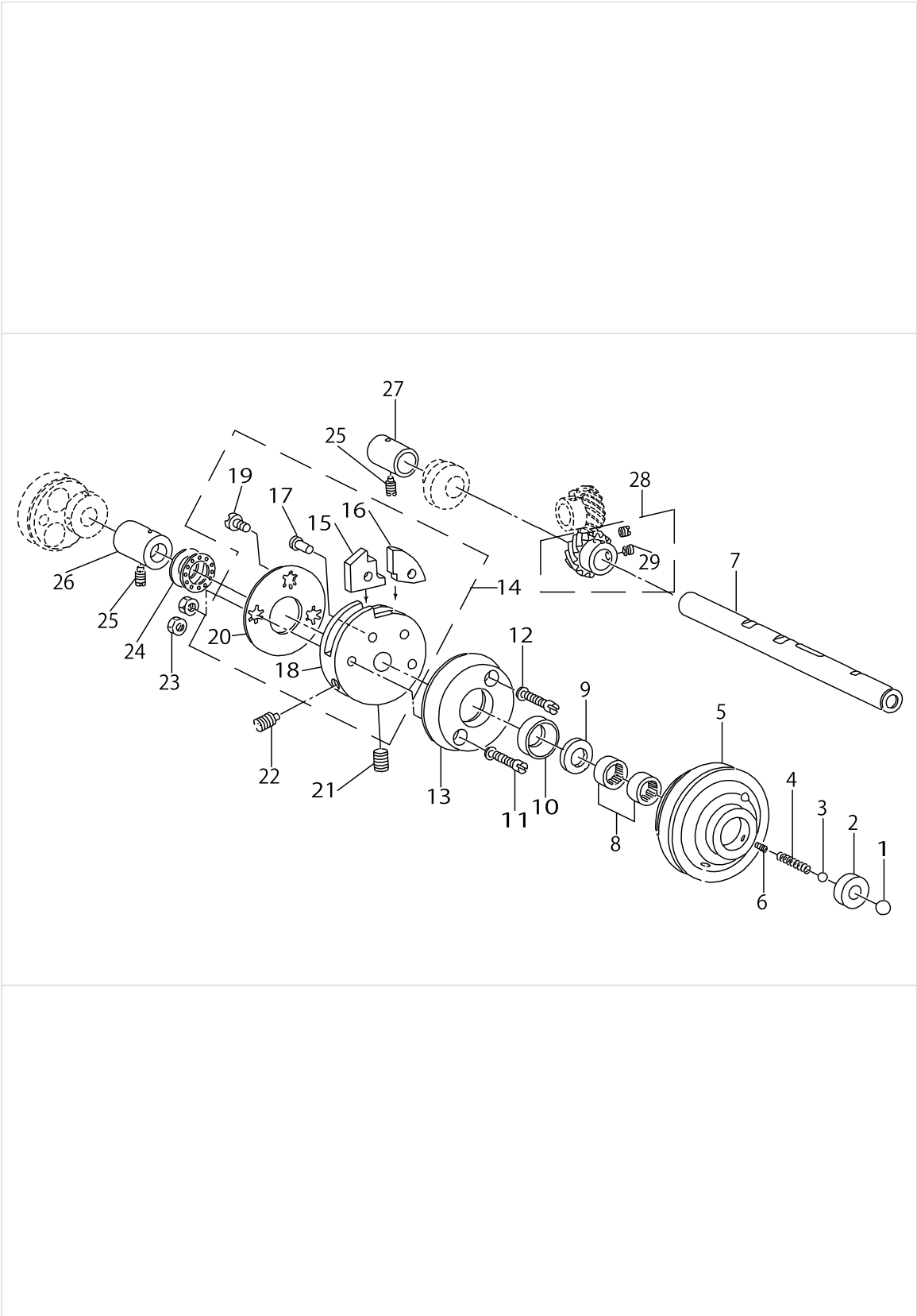
BUTTON CLAMP LIFTER & THREAD TRIMMER COMPONENTS



BUTTON CLAMP LIFTER & THREAD TRIMMER COMPONENTS

No.	Supply Code	Parts No.	Replacement	Parts name	Remarks	Choice	Step	Level	Cons	Qty	Rep. QTY
47		SD0640323TP		HINGE SCREW D= 6.35 H= 3.2						1	
48		SD0630301SP		HINGE SCREW D=6.35 H=3						1	
49		B2403373N00		CONNECTING PLATE, REAR						1	
50		B2402373N00		THREAD TRIMMING LEVER						1	
51		NS6620310SP		NUT 3/16-32						1	
52		B2413373N00		CONNECTING METAL						1	
53		SD0630272SP		HINGE SCREW						1	
54		B2404373N00		CONNECTING PLATE, FRONT						1	
55		WS0631510KP		SPRING WASHER						2	
56		NS6150310SP		NUT 15/64-28						2	
57		WP0612066SP		WASHER 6.1X11X2						1	
58	D	B2405373N00		THREAD TRIMMING LEVER BASE						1	
59		NS6150310SP		NUT 15/64-28						1	

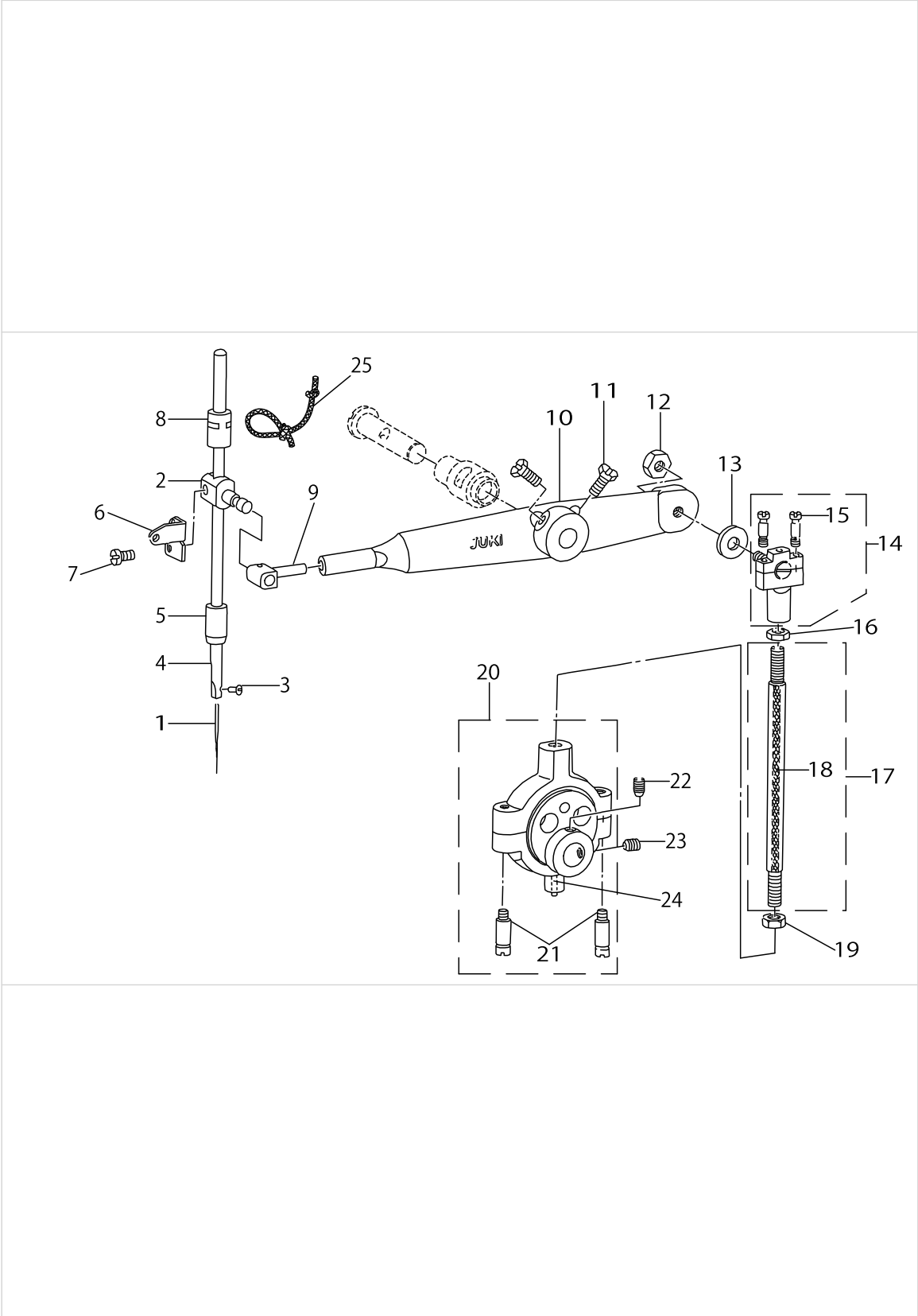
DRIVE SHAFT COMPONENTS



DRIVE SHAFT COMPONENTS

No.	Supply Code	Parts No.	Replacement	Parts name	Remarks	Choice	Step	Level	Cons	Qty	Rep. QTY
1		B1203372000		BALL LARGE						1	
2	R	B1204373N00	26012401	PULLY INSERT						1	1.00
3		B1246372000		BALL SMALL						1	
4	R	B1205372000	26012500	SPRING						1	1.00
5		B1202372000		NEEDLE DRIVING PULLEY						1	
6		SS8110750SP		SCREW 11/64-40 L= 6.5						1	
7	R	B1201373000	26003004	NEEDLE DRIVING PULLEY SHAFT						1	1.00
8		B1243372000		NEEDLE BEARING						2	
9	R	B1206372000	26012609	GREASE RETAINING WICK						1	1.00
10	R	B1207372000	26012708	RETAINING WASHER						1	1.00
11		SS6152440SP		SCREW 15/64-28 L=23.5						2	
12		WP0621026SP		WASHER 6.2X9.5X1						2	
13		B1208372000		NEEDLE DRIVING P- ULLEY CLUTCH D						1	
14	D	B1210373NA0		CROSSING DISC ASM.						1	
15	R	B1211372000	B12103720A0	STOP MOTION DISC PAWL (A)				*		1	1.00
16	R	B1212372000	B12103720A0	STOP MOTION DISC LATCH (B)				*		1	1.00
17	D	B1213373N00		CROSSING DISC PAWL SHAFT				*		2	
18	R	B1210373N00	B1210373NA0	CROSSING DISC				*		1	1.00
19		SS5150510SP		SCREW 15/64-28 L=5				*		1	
20		B1214373N00		CROSSING DISC WASHER				*		1	
21		SS8701042TP		SCREW 5/16-24 L=10.0						1	
22		SS8701782TP		SCREW 5/16-24 L=17.0						1	
23		NS6150430SP		NUT 15/64-28						2	
24		B1215372B00		THRUST BALL BEARING						1	
25	R	SS8151150SP	SS8151150TP	SCREW 15/64-28 L=10.5						2	1.00
26		B1216372000		PULLEY SHAFT BUSHING, RIGHT						1	
27	D	B1218372000		PULLEY SHAFT BUSHING, LEFT						1	
28	R	B12173720A0	B12173720BA	DRIVING GEAR ASM.						1	1.00
29		SS8660612TP		SCREW 1/4-40 L=6				*		2	

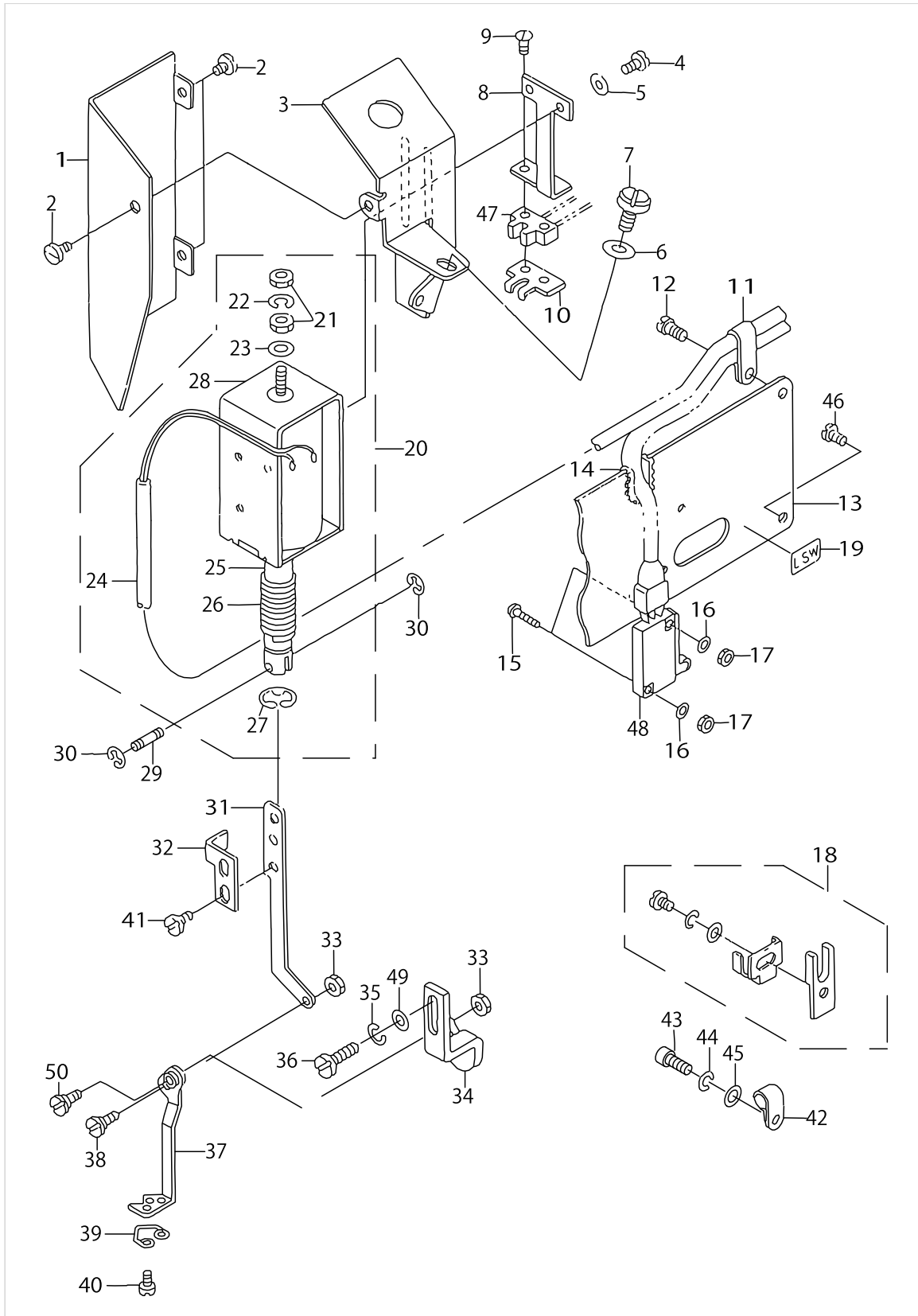
NEEDLE BAR COMPONENTS



NEEDLE BAR COMPONENTS

No.	Supply Code	Parts No.	Replacement	Parts name	Remarks	Choice	Step	Level	Cons	Qty	Rep. QTY
1		MTQ700B1600		NEEDLE TQX7 #16						1	
2		B3113373N00		NEEDLE BAR BRACKET						1	
3		SS7080510TP		SCREW 1/8-44 L=4.5						1	
4	R	B1401372000A	26017509	NEEDLE BAR						1	1.00
5	R	B1403372000	26017707	NEEDLE BAR BUSHING, LOWER						1	1.00
6	R	B3112372000	26031807	NEEDLE BAR BALANCE						1	1.00
7		SS6091210TP		SCREW 9/64-40 L=12						1	
8		B1402373N00		NEEDLE BAR BUSHING, UPPER						1	
9	R	B1406372000	26017806	NEEDLE BAR BEARING BLOCK						1	1.00
10		B1409373N00		NEEDLE BAR DRIVING LEVER						1	
11		SS9151630CP		SCREW 15/64-28 L=15.5						2	
12		NS6150440SP		NUT 15/64-28						1	
13		B1411372A00		WASHER						1	
14	D	B14123720A0		BALL JOINT UPPER ASM.						1	
15		B1413372000		CLAMP SCREW				*		2	
16		NS6680410SP		NUT 9/32-28						1	
17		B14143720A0		CONNECTING ROD ASM.						1	
18		CQ200000000		OIL WICK				*		0.3	
19		NS6680480SP		NUT 9/32-28						1	
20	D	B1416373NA0		BALL JOINT, ECCENTRIC ASM.						1	
21		B1418372000		CLAMP SCREW LOWER				*		2	
22		SS8660612TP		SCREW 1/4-40 L=6						1	
23		SS8660942TP		SCREW 1/4-40 L= 8.5						1	
24	R	B1419372000	26018309	OIL WICK						.1	1.00
25		CQ202000000		OIL WICK						.2	

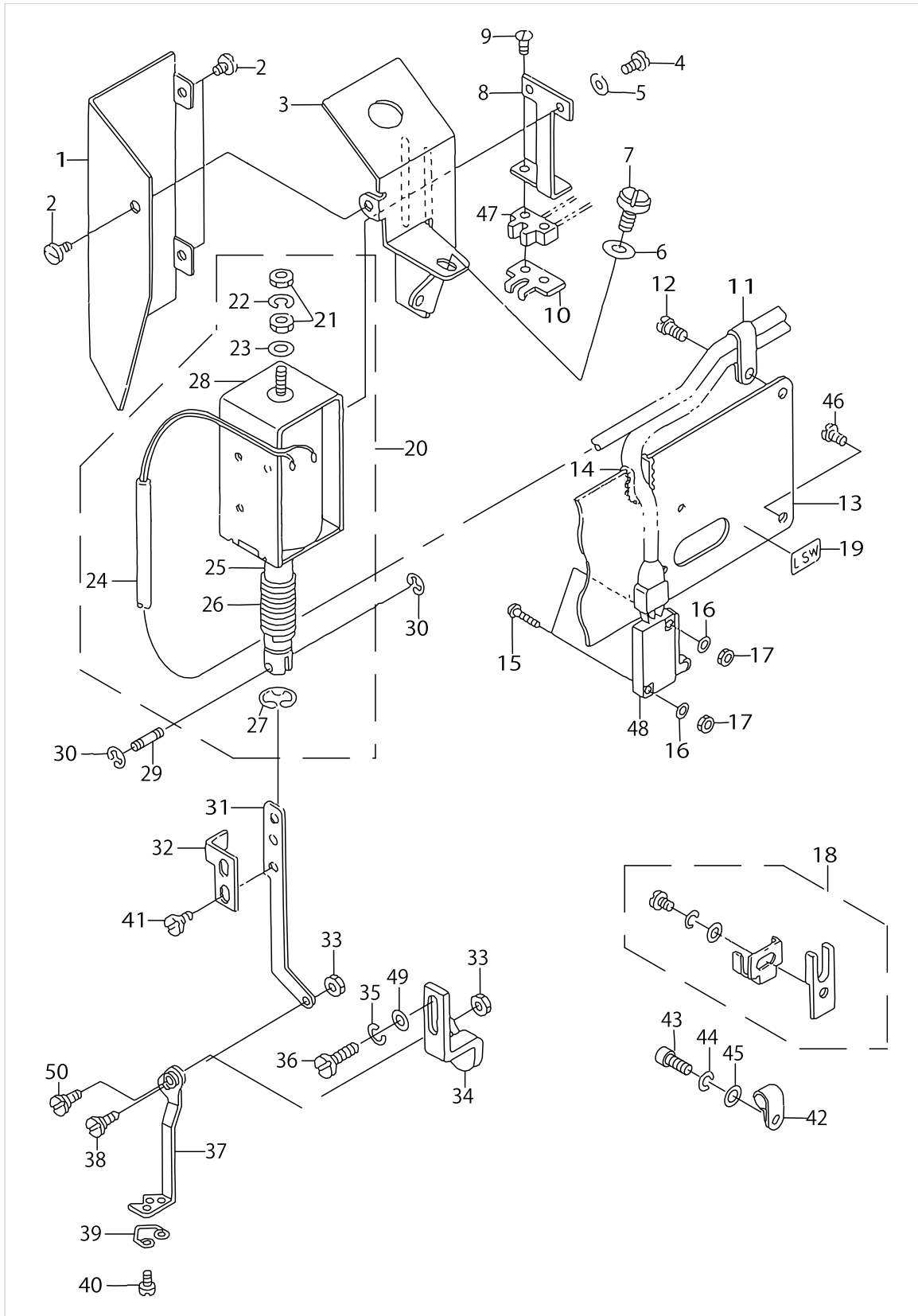
WIPER MECHANISM COMPONENTS



WIPER MECHANISM COMPONENTS

No.	Supply Code	Parts No.	Replacement	Parts name	Remarks	Choice	Step	Level	Cons	Qty	Rep. QTY
1		MAZ02503000		WIPER MAGNET INS-TALLING BASE C						1	
2		SS7110340SP		SCREW 11/64-40 L= 3.2						3	
3		MAZ02502000		WIPER MAGNET INSTALLING BASE						1	
4		SM4040601SB		SCREW M4 L=6						2	
5		WP0480856SP		WASHER 4.8X8.4X0.8						2	
6		WP0621016SD		WASHER 6.2X13X1						1	
7		SS7151210SP		SCREW 15/64-28L=12						1	
8	D	G5413161000		SENSOR BRACKET						1	
9	R	SS7091110SP	SS7091110TP	SCREW 9/64-40 L=10.5						2	1.00
10	D	G5415161000		WIPER GUIDE						1	
11		EA9500B0100		CABLE BAND						2	
12	R	SS7111120SP	SS7111120TP	SCREW 11/64-40 L=10.5						1	1.00
13	D	MAO12502000		ARMSIDE COVER (LEFT)						1	
14	D	GBR01651000		FREE BUSHING						1	
15		SM4031601SB		SCREW M3X0.5 L=16						2	
16		WP0330501SB		WASHER M3						2	
17	R	NM6030001MB	NM6030001SC	NUT						2	1.00
18	D	MAO125030A0		L-SW DETECTING PLATE ASM.						1	
19		MAO71012000		SWITCH NAME PLATE						1	
20		MAZ089860A0		WIPER SOLENOID ASM.						1	
21		NM6043212SA		NUT M4X0.7				*		2	
22	R	WS0410002KS	WS0410002KN	SPRING WASHER M4				*		1	1.00
23		MAT80115T00		WASHER				*		1	
24		HW5F18S1228		TWO-CORE CORD				*		1.1	
25		D2118555B00A		PLUNGER				*		1	
26		MAT80113T00		SPRING				*		1	
27		RE0901110K0		SNAP RING 9				*		1	
28		MAZ08801000		WIPER MAGNET						1	
29		D2107555B00		WIPER LINK SHAFT, A						1	
30		RE0250000K0		E-RING 2.5						2	
31		MAZ02504000		WIPER LINK						1	
32		G5414161000		WIPER SENSOR PLATE						1	
33		NS6110310SP		NUT 11/64-40						2	
34		MAZ02505000		WIPER BASE						1	
35		WS0521010KN		SPRING WASHER 5.2X8.2X1						1	
36		SS6121220TP		SCREW 3/16-28 L=11.5						1	
37		MAZ088060A0		WIPER ASM.						1	
38		SD0550211SP		HINGE SCREW						1	
39		MAZ02507000A		WIPER THREAD GUARD SPRING						1	
40		SS5060310SP		SCREW 3/32-56 L=2.8						2	
41		SS7090520TP		SCREW 9/64-40 L=4.5						2	
42		HX00150000E		CORD PRESSER 3--POLE (220/240V)						2	
43		SS6121212TP		SCREW 3/16-28 L=12.0						1	
44		WS0510002KN		SPRING WASHER						1	
45		WP0480856SP		WASHER 4.8X8.4X0.8						1	

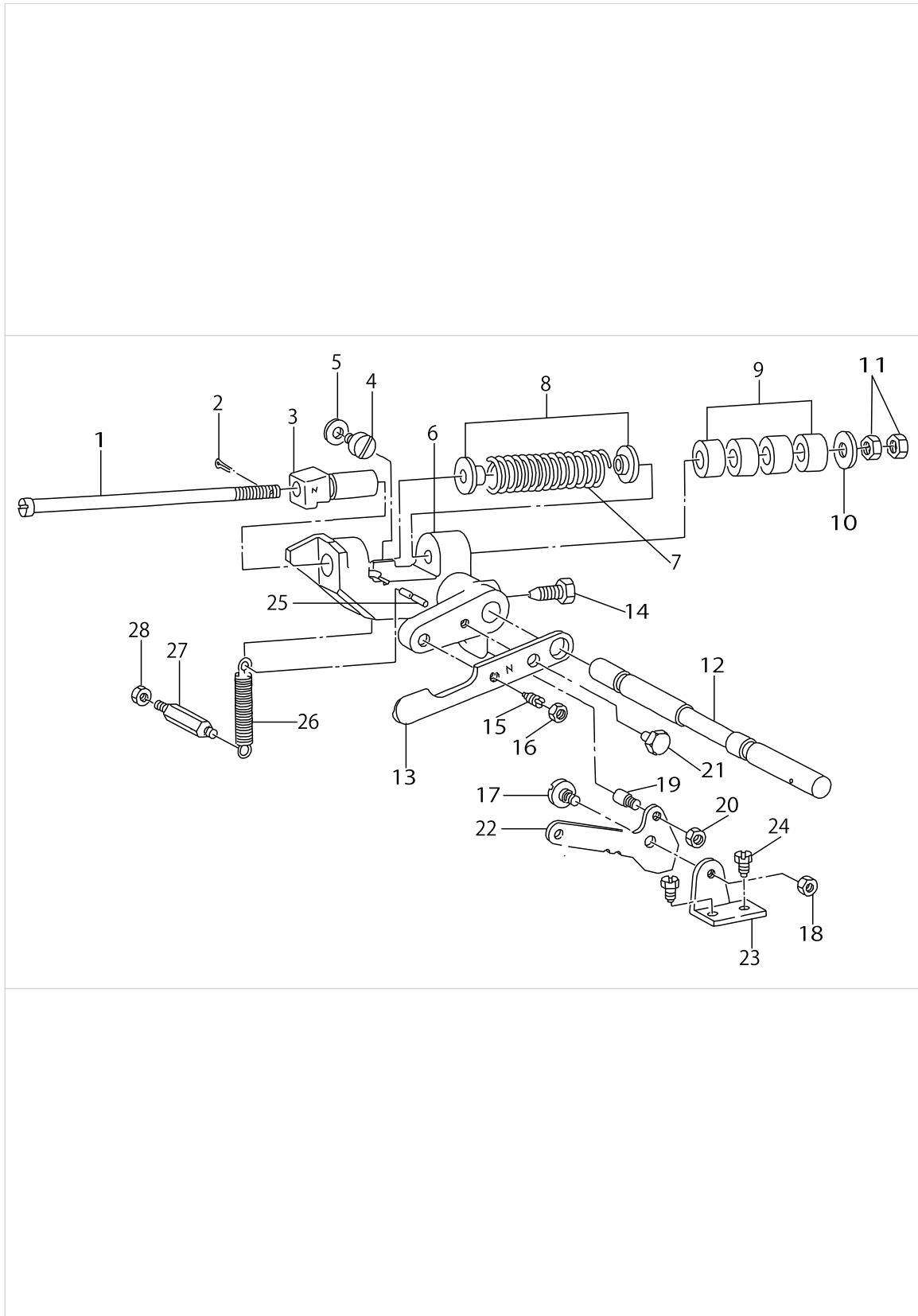
WIPER MECHANISM COMPONENTS



WIPER MECHANISM COMPONENTS

No.	Supply Code	Parts No.	Replacement	Parts name	Remarks	Choice	Step	Level	Cons	Qty	Rep. QTY
46		SS4110815SP		SCREW 11/64-40 L=8						6	
47		MAZ089850A0		WIPER SENSOR SW ASM.						1	
48		MAZ089810A0		MACHINE INTERCEPTION SW ASM.						1	
49		WP0480856SP		WASHER 4.8X8.4X0.8						1	
50		SD0460571CP		HINGE SCREW D=4.6 H=5.7						1	

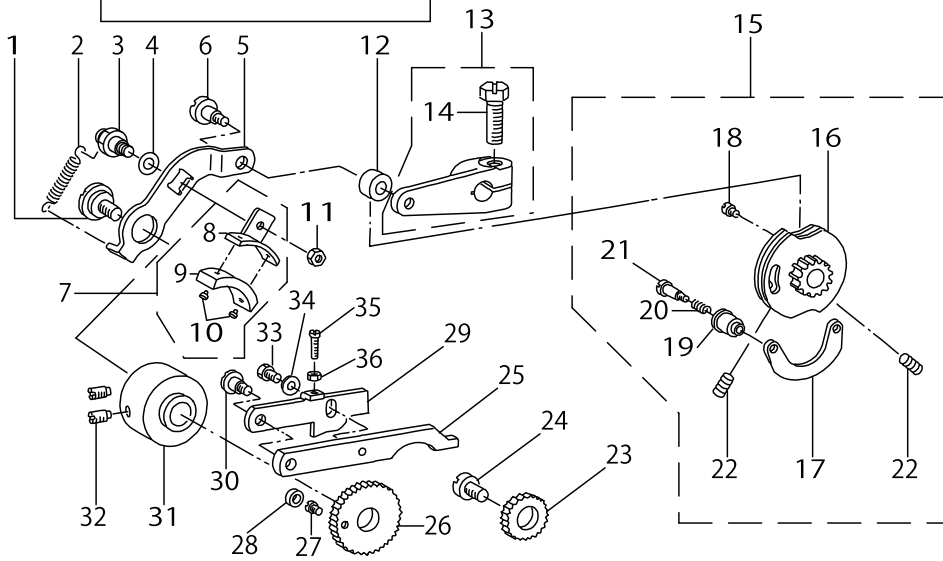
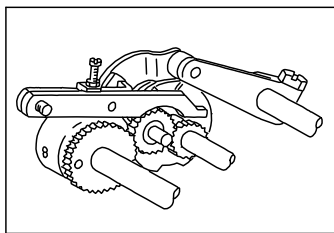
STOP MOTION MECHANISM COMPONENTS



STOP MOTION MECHANISM COMPONENTS

No.	Supply Code	Parts No.	Replacement	Parts name	Remarks	Choice	Step	Level	Cons	Qty	Rep. QTY
1	R	B2605372000	26027805	STOP MOTION PLUNGER ROD						1	1.00
2		PD02010000B		SPLIT PIN						1	
3	D	B2604373N00		CROSSING HOOK						1	
4		SS7151340TP		SCREW 15/64-28 L=12.5						1	
5		WP0651056SD		WASHER 6.5X11X1						1	
6	R	B2602372000	B2602372000A	STOP MOTION PLUNGER LEVER						1	1.00
7	R	B2606373N00	40038110	STOP-MOTION SPRING						1	1.00
8	R	B2607280000	26229104	WASHER						2	1.00
9		B2608280000		RUBBER CUSHION						4	
10	R	B8220804000	26030601	WASHER						1	1.00
11		NS6680410SP		NUT 9/32-28						2	
12	D	B2601373N00		CROSSING SHAFT						1	
13		B2611373N00		PRESSURE APPLYING LEVER						1	
14	R	B2603372000	26027706	SCREW						1	1.00
15		SS8151570SP		SCREW 15/64-28 L=15.0						1	
16		NS6150310SP		NUT 15/64-28						1	
17		SD0680271SP		HINGE SCREW D= 6.80 H= 2.7						1	
18		NS6150310SP		NUT 15/64-28						1	
19	R	B2615372000	26028506	STOP SCREW						1	1.00
20		NS6150310SP		NUT 15/64-28						1	
21		SS9151160CP		SCREW 15/64-28 L=10.5						1	
22	R	B2614372000	26028407	STOP MOTION TRIP LEVER						1	1.00
23	R	B2612372000	26028308	STOP MOTION TRIP LEVER BRACKET						1	1.00
24		SS9150860SP		SCREW 15/64-28 L=8						2	
25	R	B2608372000	26028001	STOP MOTION LEVER SPRING PIN						1	1.00
26	R	B2609372000	26028100	STOP MOTION LEVER SPRING						1	1.00
27	R	B2610372000	26028209	SCREW STUD						1	1.00
28		NS6150310SP		NUT 15/64-28						1	

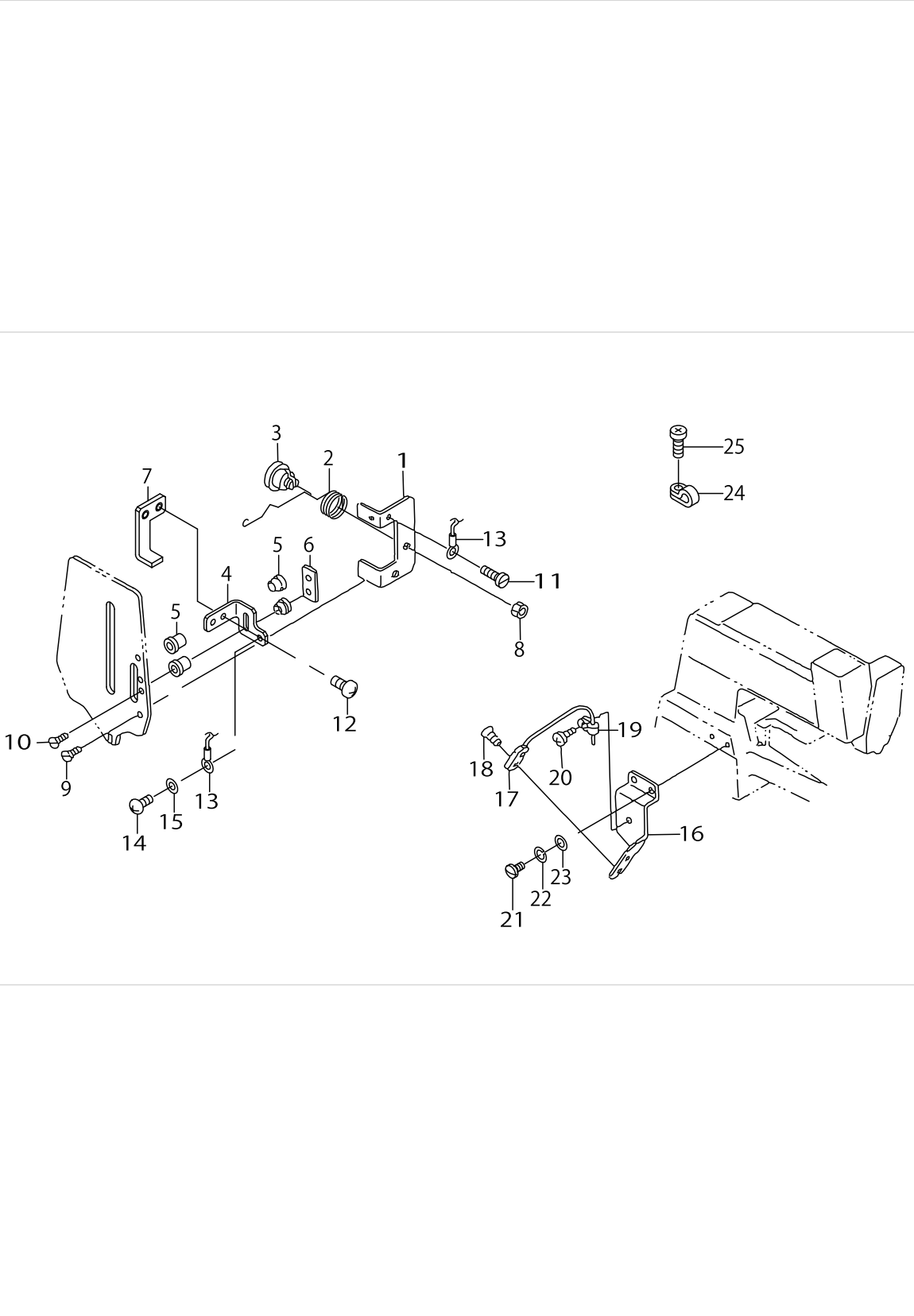
STITCH SELECTING PARTS COMPONENTS



STITCH SELECTING PARTS COMPONENTS

No.	Supply Code	Parts No.	Replacement	Parts name	Remarks	Choice	Step	Level	Cons	Qty	Rep. QTY
1		SD1127321SP		HINGE SCREW D=12.70 H= 3.2						1	
2	R	B2643372000	26030304	SPRING FOR FRICTION PLATE						1	1.00
3	R	B2638372000A	26030007	FRICTION PLATE R-OTATING SHAFT						1	1.00
4		WP0850002SP		WASHER 8.5X18X1.6						1	
5	R	B2636372000A	26029900	SPEED SLOWING LEVER						1	1.00
6		SD0791331SP		HINGE SCREW D= 7.94 H=13.3						1	
7	D	B26393720A0		FRICTION PLATE HOLDER ASM.						1	
8	R	B2639372000	26030106	FRICTION PLATE HOLDER				*		1	1.00
9		B2640372000		SPEED SLOWING FRICTION PLATE				*		1	
10		B3211232000		POSITIONING PIN				*		2	
11		NS6110310SP		NUT 11/64-40						1	
12	R	B2619372000	26028803	STOP MOTION TRIPPING LEVER CAM						1	1.00
13		B26183720A0A		STOP MOTION TRIPPING LEVER ASM						1	
14		SS9202443CP		SCREW 5/16-18 L=24				*		1	
15		B2621373NB0		STITCH ADJUSTING CAM						1	
16		B2621373NA0		STITCH ADJUSTING CAM ASM.				*		1	
17		B2623372000		STOP MOTION CAM SHOE				*		1	
18		B2624372000		SCREW FOR STOP MOTION CAM SHOE				*		1	
19		B2625372000		STOP MOTION CAM KNOB				*		1	
20		B2626372000		SPRING				*		1	
21		SD0481451SP		HINGE SCREW D= 4.80 H=14.5				*		1	
22		SS8150912TH		SCREW 15/64-28 L=9				*		2	
23		B2629372000		STITCH SELECTING SPUR GEAR, MI						1	
24	D	B2628372000		SCREW STUD						1	
25		B2633373N00		STITCH SELECTING LEVER, LARGE						1	
26		B2630372000A		GEAR,LARGE						1	
27		B2631372000		SCREW						1	
28	D	B2632372000		ROLL						1	
29	R	B2634372000	SD0600361SP	STITCH SELECTING LATCH		A				1	1.00
29	R	B2634372000	B2642372000	STITCH SELECTING LATCH		A				1	1.00
30		SD0640961SP		HINGE SCREW D= 6.35 H= 9.6						1	
31		B2635372SA0		FRICTION WHEEL ASM.						1	
32		SM8061002TP		SCREW M6 L=10						2	
33		SS4110915SP		SCREW 11/64-40 L=9						1	
34		WP0501016SD		WASHER 5X10.5X1						1	
35		SS6081210SP		SCREW 1/8-44 L=12						1	
36		NS6080210SP		NUT 1/8-44						1	

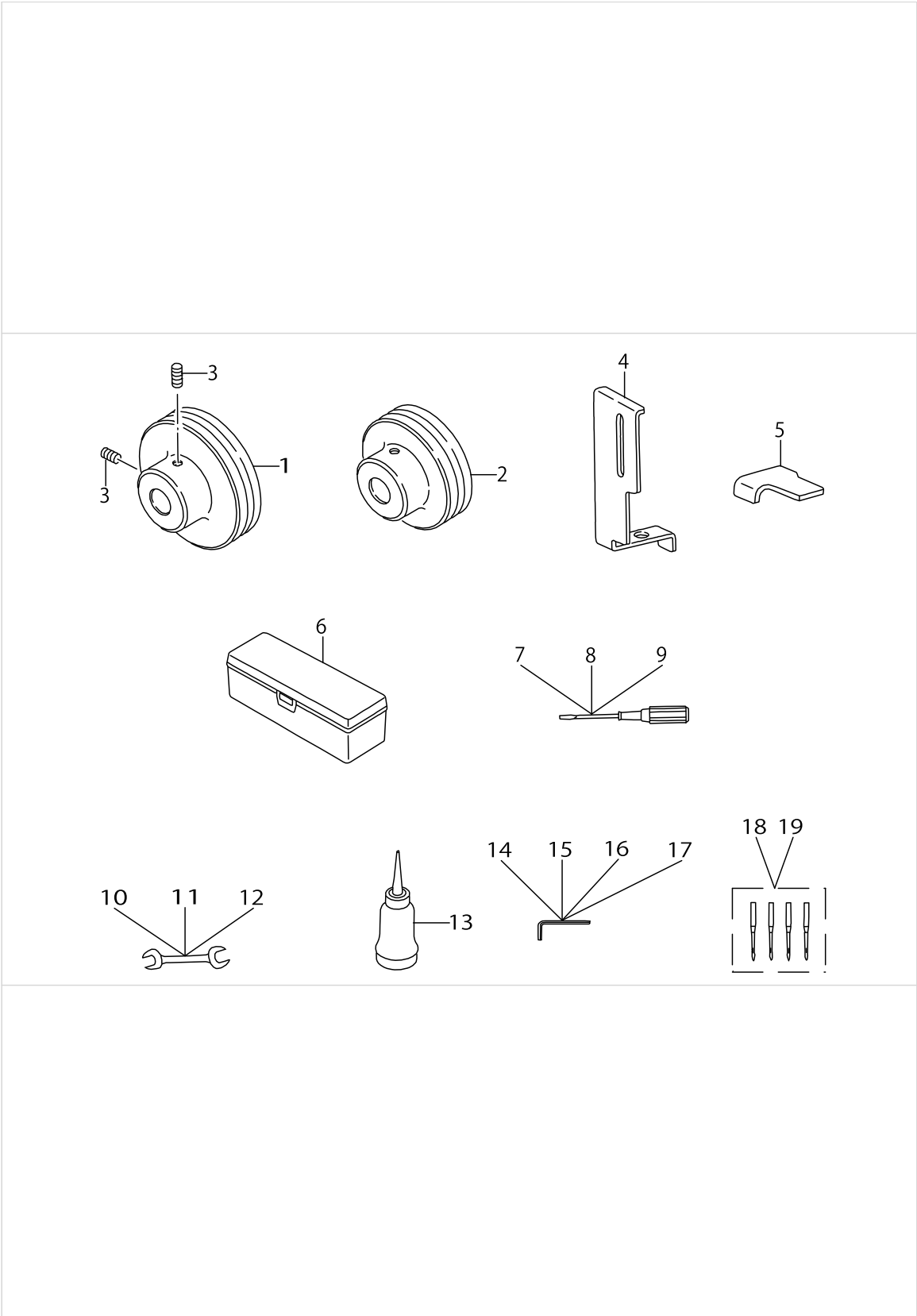
SENSOR COMPONENTS



SENSOR COMPONENTS

No.	Supply Code	Parts No.	Replacement	Parts name	Remarks	Choice	Step	Level	Cons	Qty	Rep. QTY
1		MAZ08941000		SENSOR SUPPORT PLATE						1	
2		MAZ08943000A		SENSOR SPRING						1	
3		MAZ08942000		SCREW						1	
4		MAZ08944000		ELECTRODE A						1	
5		G5313162000		FRICTION PLATE						4	
6		G5314162000		INSTALLING PLATE						1	
7		MAZ08945000		ELECTRODE B						1	
8		NS6110350SP		NUT 11/64-40						1	
9		SS2090550TP		SCREW 9/64-40 L=5						2	
10		SS1061010SP		SCREW 3/32-56 L=10						2	
11		SS6090420SP		SCREW 9/64-40 L=4.0						1	
12		SL4030681SC		SCREW M3 L=6						2	
13		MAZ089840A0		SENSOR SWICH ASM.						1	
14		SM4030401SC		SCREW M3X0.5 L=4						1	
15		WS0310002KN		SPRING WASHER M3						1	
16	D	G5317162000		SENSOR INSTALLING PLATE						1	
17		MAZ089830A0		UPPER POSITION S- ENSOR SW ASM.						1	
18		SM1020801SD		SCREW						1	
19		HX001230000		CABLE CLIP						1	
20		SM0040601SA		SCREW						1	
21		SS7110840SP		SCREW 11/64-40 L=7.8						2	
22		WS0510002KN		SPRING WASHER						2	
23		WP0480856SP		WASHER 4.8X8.4X0.8						2	
24		HX00150000A		CABLE CLAMP						1	
25		SM0040601SA		SCREW						1	

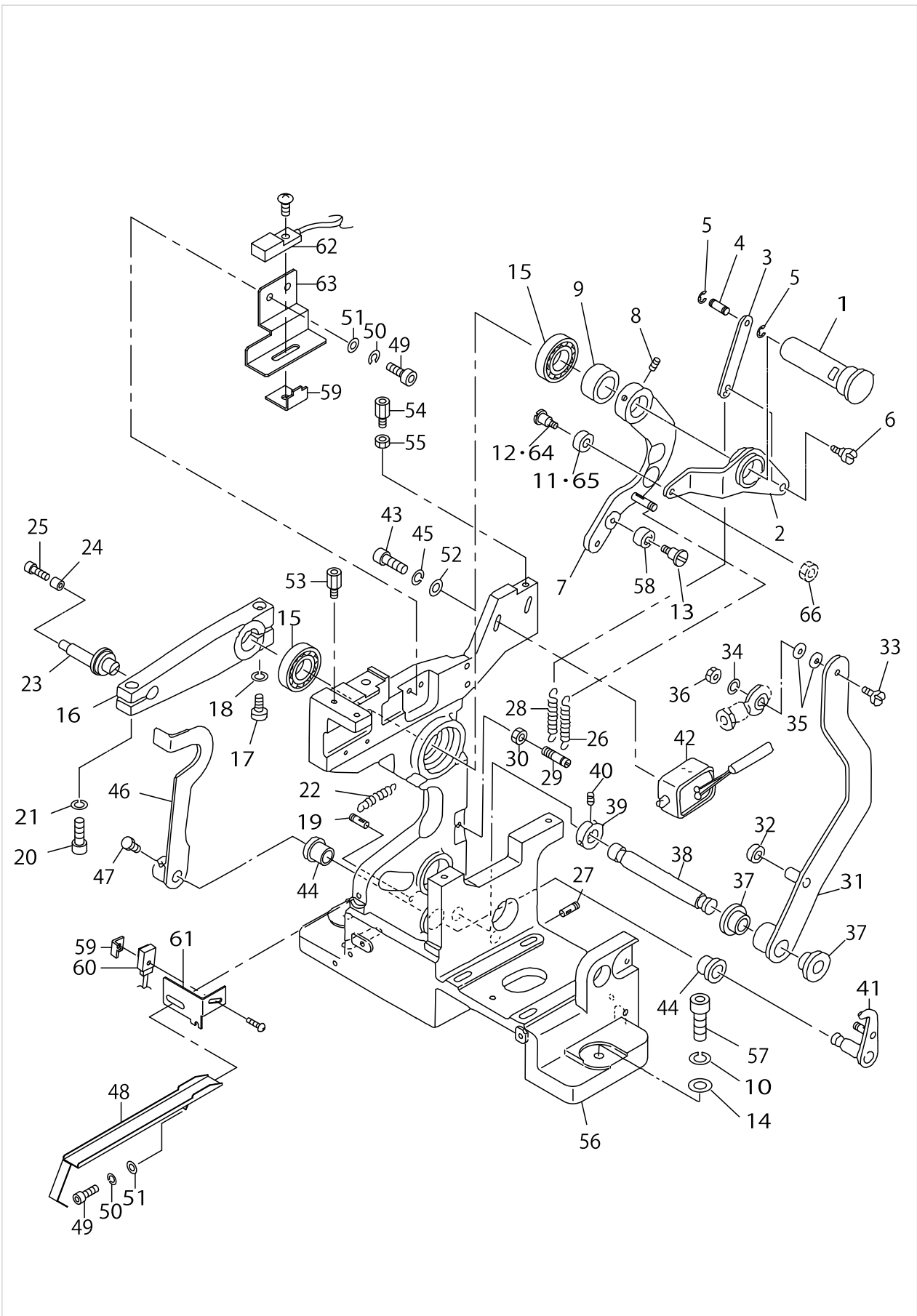
ACCESSORISE COMPONENTS



ACCESSORISE COMPONENTS

No.	Supply Code	Parts No.	Replacement	Parts name	Remarks	Choice	Step	Level	Cons	Qty	Rep. QTY
1		B7101373N00		MOTOR PULLY (50HZ 1500SPM)	FOR 50HZ					1	
2		B7102373N00		MOTOR PULLY (60HZ 1500SPM)	FOR 60HZ					1	
3	R	SS8151150SP	SS8151150TP	SCREW 15/64-28 L=10.5						2	1.00
4		B1421372000		NEEDLE BAR GUARD						1	
5		B2414373000		GAUGE						1	
6	R	B9101552000	22932800	ACCESSORY BOX						1	1.00
7	R	B9109555000	22933006	SCREW DRIVER, LARGE						1	1.00
8	R	B9110012000	22933105	SCREW DRIVER, MIDDLE						1	1.00
9	R	B9111012000	22933204	SCREW DRIVER, SMALL						1	1.00
10		26034702		WRENCH						1	
11		B9113012000		WRENCH (9X10)						1	
12		B9143372000		WRENCH (7.1 X 8.1)						1	
13		B91210120A0		OILER ASM.						1	
14		B9140372000		HEXAGONAL WRENCH, SMALL						1	
15		B9141372000		HEXAGONAL WRENCH, LARGE						1	
16		B9142372000		HEXAGONAL WRENCH (7.1X8.1)						1	
17		GCT02905000		SPANNER						1	
18	D	MTQ700B1604		NEEDLE TQX7 #16-4						1	
19	D	MC4742J1005		NEEDLE BAR 2091 100-5	SELECTIVE PART					1	

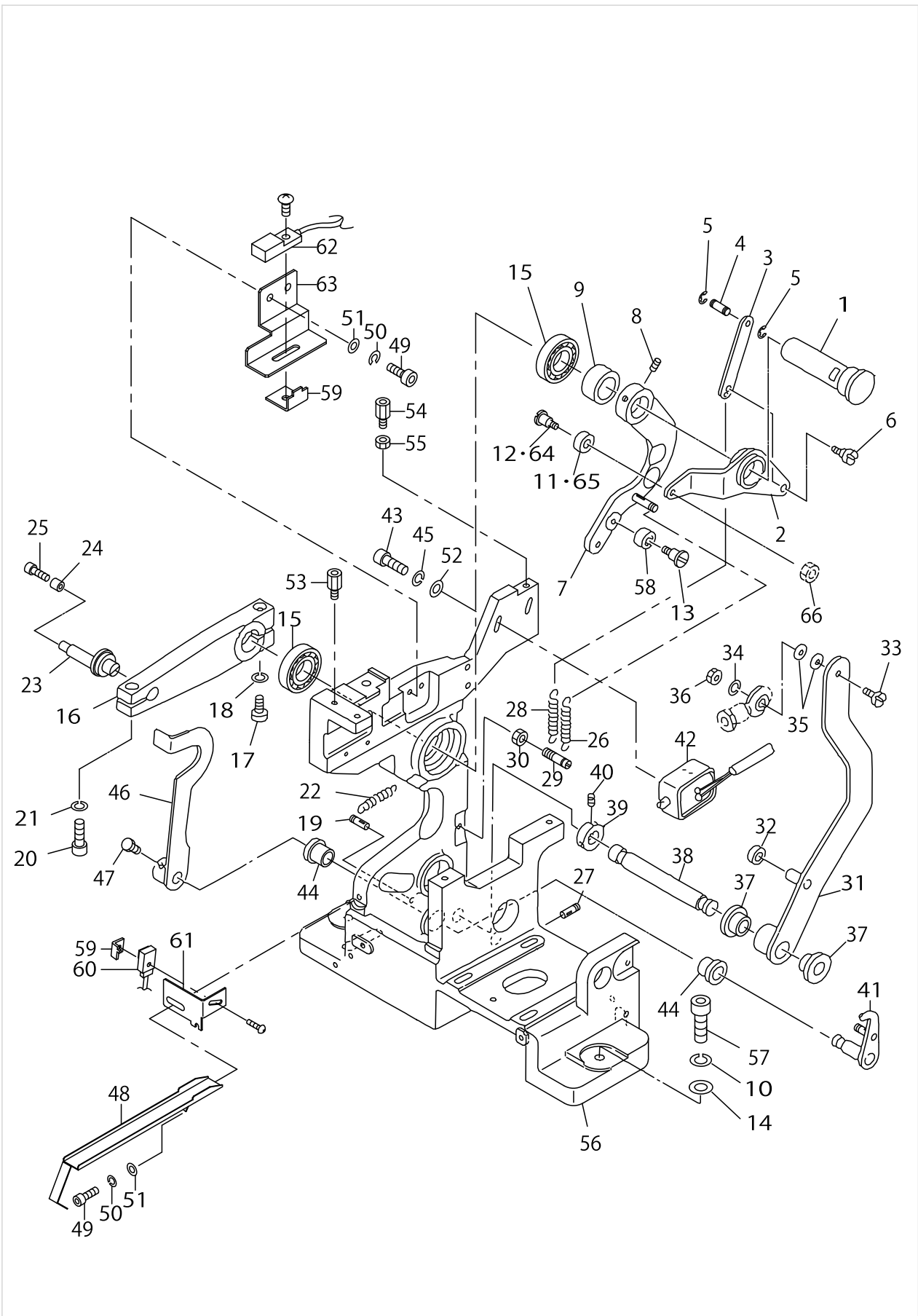
FINE POSITION OF BUTTONS COMPONENTS (1)



FINE POSITION OF BUTTONS COMPONENTS (1)

No.	Supply Code	Parts No.	Replacement	Parts name	Remarks	Choice	Step	Level	Cons	Qty	Rep. QTY
1		16552507		ARM SHAFT						1	
2		18219709		RUBBING UP-AND-DOWN LEVER						1	
3		18218206		RUBBING UP-AND-DOWN LINK						1	
4		16557209		PIN						1	
5		RE020000K0		E-RING						2	
6		SD0600341TP		HINGE SCREW D=6.0 H=3.4						1	
7		18218453		VERTICAL LEVER ASM.						1	
8		SM8050602TP		SCREW M5 L=6						2	
9		16552606		THRUST COLLAR						1	
10		WS0610002KN		SPRING WASHER 6.1X12.2X1.5						3	
11		18219808		RUBBING ROLLER	ADDITION FROM '91. 9					1	
12		SD0600401TP		HINGE SCREW D= 6 H= 4	ADDITION FROM '91. 9					1	
13		SD0601021SP		HINGE SCREW D=6 H=10.2						1	
14		16559601		WASHER						3	
15		SB115000400		RADIAL BEARING						2	
16		16554107		DRIVING ARM						1	
17		SM6051552TP		SCREW M5 L=15						1	
18		WS0510002KN		SPRING WASHER						1	
19		18219006		DW PIN 4*14						1	
20		SM6052502TP		SCREW M5X0.8 L=25						1	
21		WS0510002KN		SPRING WASHER						1	
22		16554008		SPRING						1	
23	D	18218107		CLOTH PRESSER LIFTING HOOK						1	
24	R	GBR01160000	18200709	ROLLER						1	1.00
25		SM6030602TP		SCREW M3X0.5 L=6						1	
26		16554008		SPRING						1	
27		SM8050502TP		SCREW M5 L=5						1	
28		16553208		SPRING						1	
29		16553307		HOOK						1	
30		NM6050001SC		NUT M5						1	
31		16558900		TURNING LEVER						1	
32		16556805		COLLAR						1	
33		SM6042002TP		SCREW M4X0.7 L=20						1	
34		WS0410002KN		SPRING WASHER						1	
35		WP0430800SC		WASHER M4						2	
36		NM6040001SC		NUT M4						1	
37		16557506		LEVER SHAFT METAL						2	
38		16554503		SHAFT						1	
39		16559007		BASE A (BR-10)						1	
40		SM8040602TP		SCREW M4X0.7 L=6						2	
41		18217752		CLAMP RELEASE ASM.						1	
42		GBR10852000		MAGNET						1	
43		SM6031402TP		SCREW						2	
44		16557605		SHAFT BUSHING						2	
45		WS0310002KN		SPRING WASHER M3						2	

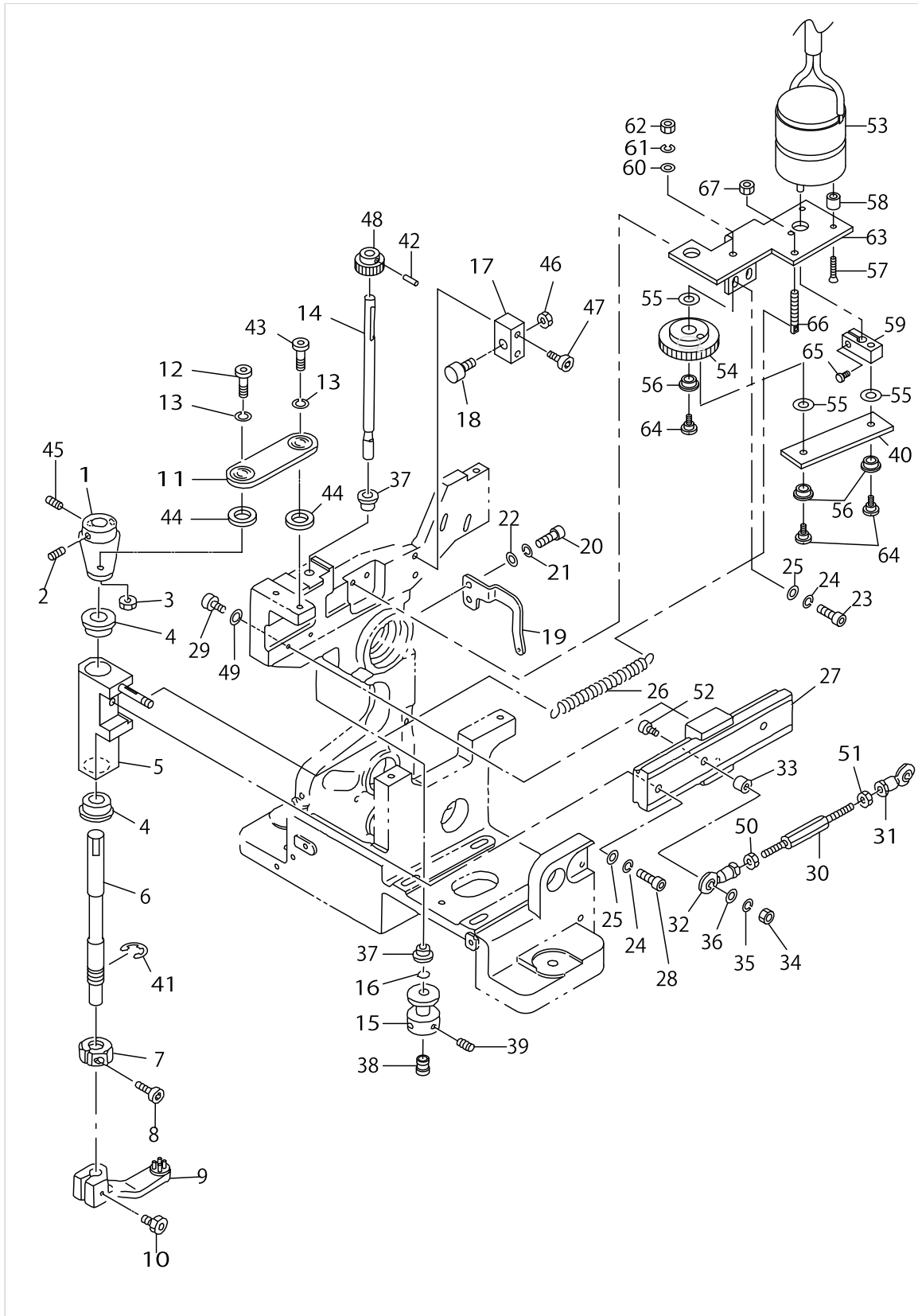
FINE POSITION OF BUTTONS COMPONENTS (1)



FINE POSITION OF BUTTONS COMPONENTS (1)

No.	Supply Code	Parts No.	Replacement	Parts name	Remarks	Choice	Step	Level	Cons	Qty	Rep. QTY
46		16555401		CLAMPRELEASEARM						1	
47		SM6050802TP		SCREW M5X0.8 L=8						2	
48		GBR11101000		SUPPORT PLATE						1	
49		SM6041002TP		SCREW M4 L=10						3	
50		WS0410002KN		SPRING WASHER						3	
51		WP0430800SC		WASHER M4						3	
52		WP0320500SC		WASHER M3						2	
53		HX000560000		SPACER A						1	
54		HX00056000C		SPACER						1	
55		NM6030001SC		NUT M3						1	
56		18218305		MAIN BODY FRAME						1	
57		SM6063002TP		SCREW M6 L=30						3	
58		16556706		BEARING						1	
59		GBR11104000		SENSOR BRACKET						2	
60	D	GBR118470A0		UPPER & LOWER SENSOR ASM.						1	
61		GBR11102000		SENSOR BRACKET						1	
62		GBR118420A0		SPINNER OSCILLATING ARM SW ASM						1	
63		GBR11103000		SENSOR BRACKET						1	
64		16553406		HINGE SCREW (2)	DELETION FROM '91. 9					1	
65	R	16553505	18219808	ROLLER	DELETION FROM '91. 9					1	1.00
66		NM6040001SC		NUT M4	DELETION FROM '91. 9					1	

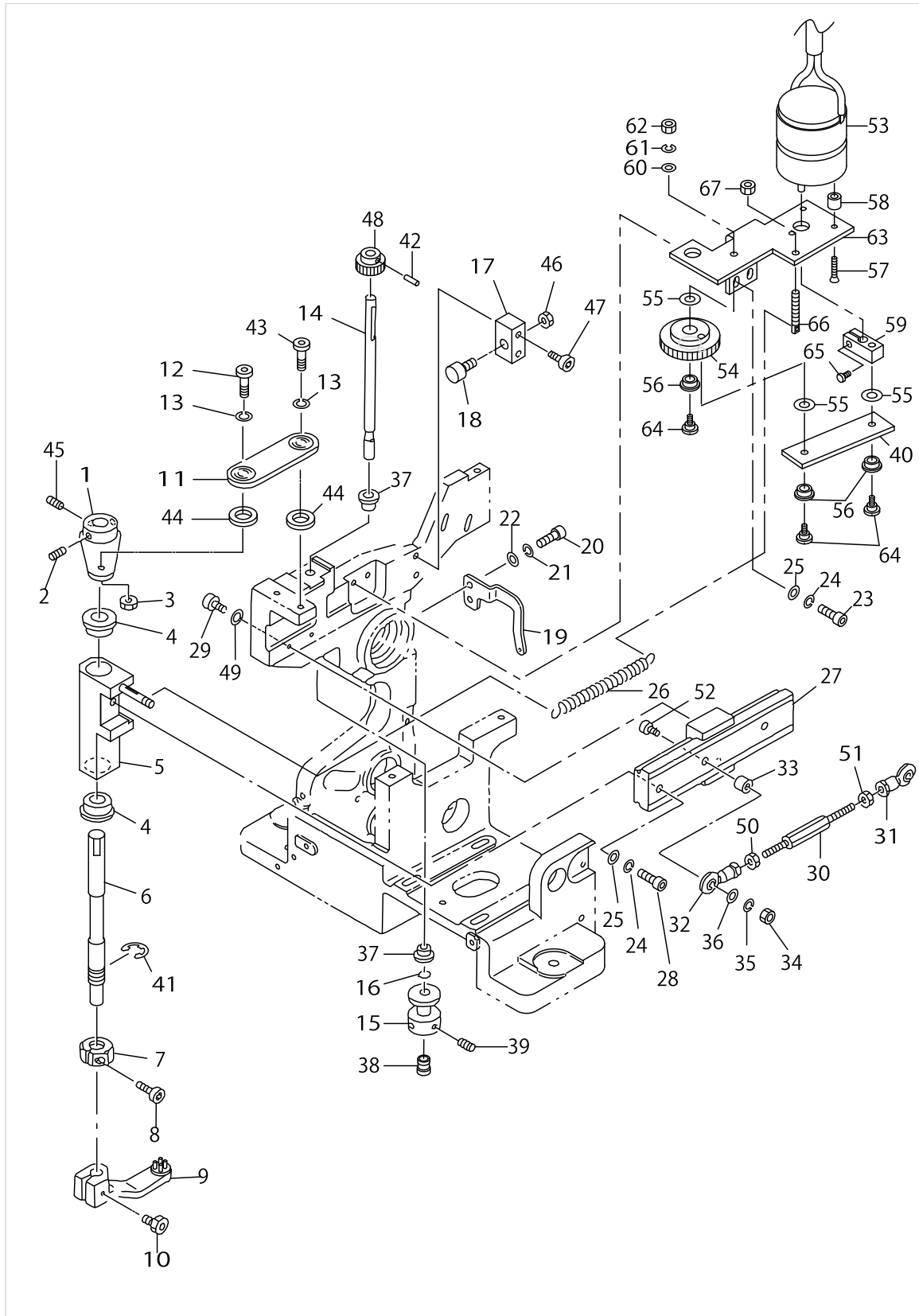
FINE POSITION OF BUTTONS COMPONENTS (2)



FINE POSITION OF BUTTONS COMPONENTS (2)

No.	Supply Code	Parts No.	Replacement	Parts name	Remarks	Choice	Step	Level	Cons	Qty	Rep. QTY
1		16550907		TURNING LEVER						1	
2		SM8050602TP		SCREW M5 L=6						1	
3		NM6050001SC		NUT M5						1	
4		16557407		ARM SHAFT METAL						2	
5		18217653		TURNING HEAD ASM.						1	
6		18218503		TURNING SHAFT						1	
7		16551400		STOPPER						1	
8		SM6031202TP		SCREW M3X0.5 L=12						1	
9		16557902		BUTTON CARRIER A						1	
10		GBR11108000		CARRIER FIXED BOLT						1	
11		16550758		TRANSFORMER CABLE ASM.						1	
12		SM6051202TP		SCREW M5X0.8 L=12						1	
13	R	WS0510002KS	WS0510002KR	SPRING WASHER M5						2	1.00
14	D	16552002		ROTATING ROD						1	
15		16551905		HOOK						1	
16		16558801		O-RING						1	
17		18218800		STOPPER HOLDER						1	
18		16552309		STOPPER						1	
19		16552200		SPRING HOOK						1	
20		SM6040802TR		SCREW M4X0.7 L=8						2	
21		WS0410002KN		SPRING WASHER						2	
22		WP0430800SC		WASHER M4						2	
23		SM6041002TP		SCREW M4 L=10						2	
24		WS0410002KN		SPRING WASHER						3	
25		WP0430800SC		WASHER M4						3	
26		16551806		SPRING						1	
27		16556607		LM GUIDE						1	
28		SM6041402TP		SCREW M4 L=14						1	
29		SM6031402TP		SCREW						4	
30		16550204		CONNECTING ROD						1	
31		16556409		ROD END						1	
32		16556300		ROD END						1	
33		16550402		COLLAR B						1	
34		NM6040001SC		NUT M4						1	
35		WS0410002KN		SPRING WASHER						1	
36		WP0430800SC		WASHER M4						1	
37		16557308		METAL						2	
38		18200501		WORK ATTACHMENT (SMALL)						1	
39		SM8040602TP		SCREW M4X0.7 L=6						2	
40		GBR11113000		LINK						1	
41		RE0800000K0		E-SHAPED SNAP RING (8MM)						1	
42		PH0300125S0		PIN						1	
43		SM6051602TP		SCREW M5X0.8 L=16						1	
44		WP0531001SF		WASHER M5						2	
45		SM8050502TP		SCREW M5 L=5						1	
46		NM6060001SC		NUT M6						1	

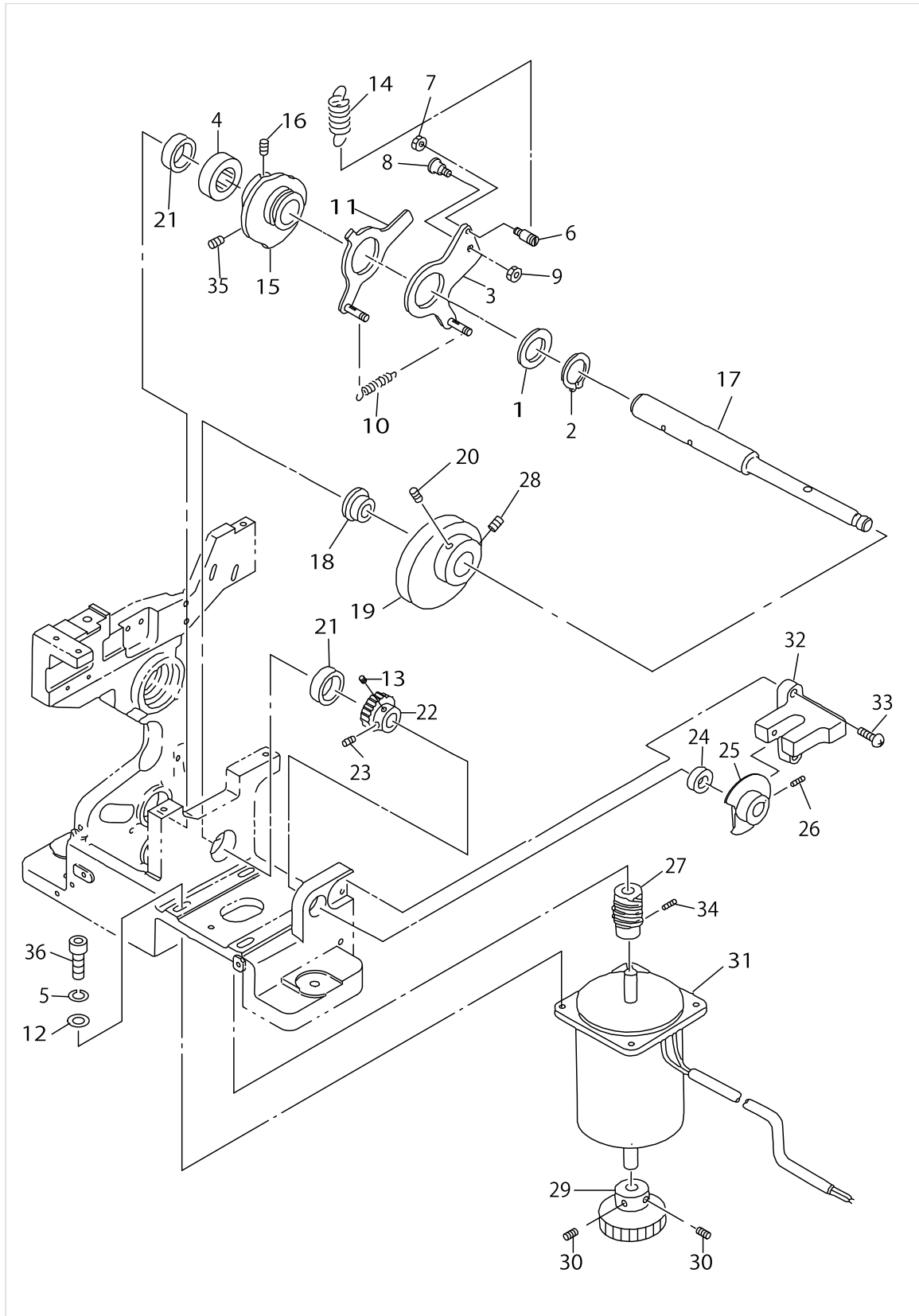
FINE POSITION OF BUTTONS COMPONENTS (2)



FINE POSITION OF BUTTONS COMPONENTS (2)

No.	Supply Code	Parts No.	Replacement	Parts name	Remarks	Choice	Step	Level	Cons	Qty	Rep. QTY
47		SM6042002TP		SCREW M4X0.7 L=20						2	
48		GBR11110000		PINION, A						1	
49		WS0310002KN		SPRING WASHER M3						4	
50		NM6040001SC		NUT M4						1	
51		GBR01175000		ROD END NUT, LEFT						1	
52		SM6042502TP		SCREW M4X0.7 L=25						1	
53		GBR108550A0		DC MOTOR ASM.						1	
54		GBR11111000		PINION, B						1	
55		GBR11114000		WASHER						3	
56		E5006171000		PS BEARING						3	
57	R	SM1031401SC	SM1031401SN	SCREW M3X0.5 L=14						3	1.00
58	R	11110707	22956205	WIPER HINGE SCREW COLLAR						3	1.00
59		GBR11112000		DRIVING ARM						1	
60		WP0430801SC		WASHER 4.3X9X0.8						1	
61		WS0410002KN		SPRING WASHER						1	
62		NS6110360SP		NUT						1	
63		GBR11109000		BRACKET						1	
64		SD0600651TP		HINGE SCREW						3	
65		SM6030602TP		SCREW M3X0.5 L=6						1	
66	R	B1649161000	26226506	TENSION SPRING A-DJUSTING SCREW						1	1.00
67		NS6110360SP		NUT						1	

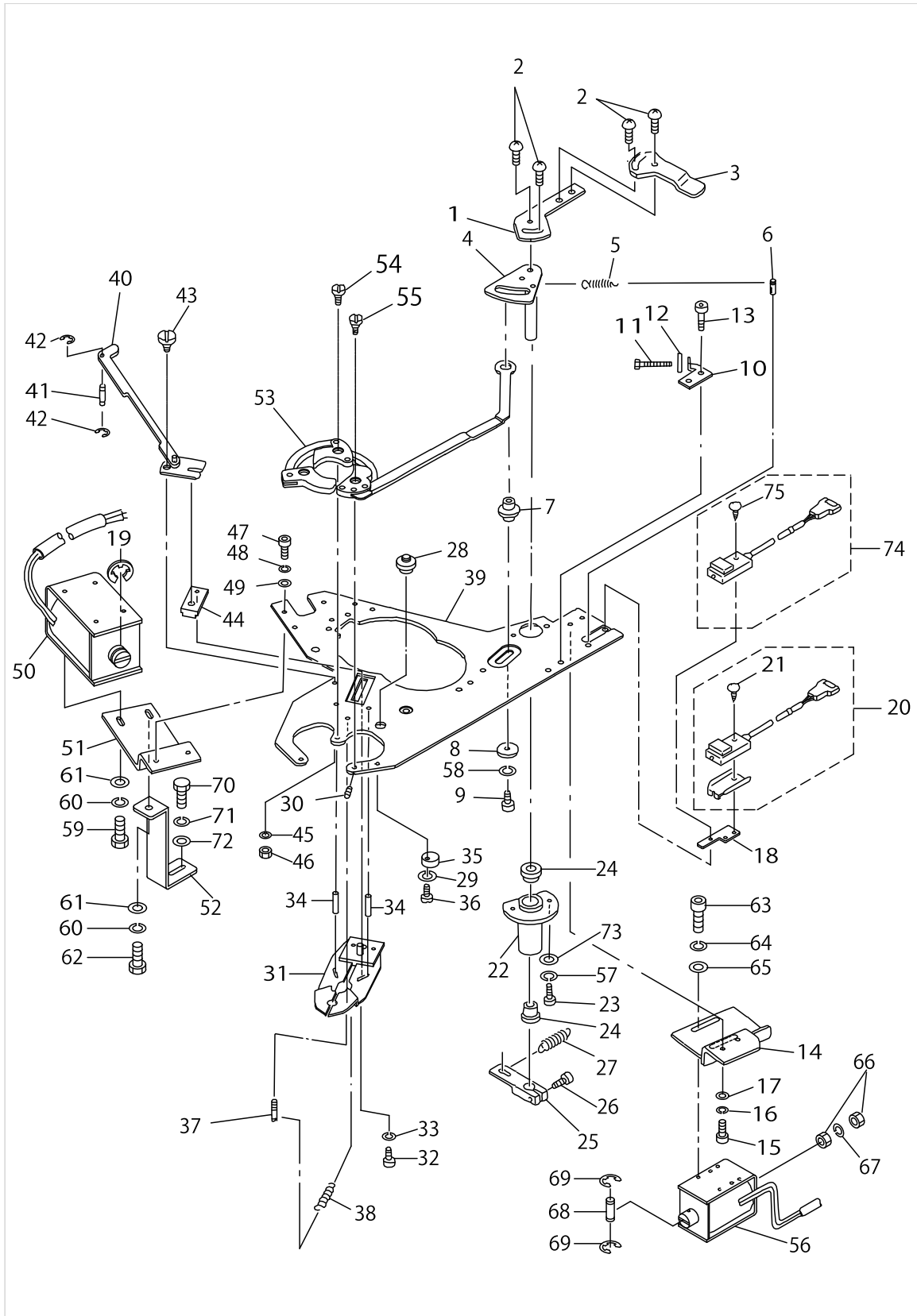
CAM COMPONENTS



CAM COMPONENTS

No.	Supply Code	Parts No.	Replacement	Parts name	Remarks	Choice	Step	Level	Cons	Qty	Rep. QTY
1	D	GBR01120000		COLLAR						1	
2		RC2500001KP		RETAINING RING 25						1	
3	D	18217950		START TIMING CAM ASM.						1	
4		16560203		CAMSHAFTCOLLAR2						1	
5		WS0610002KN		SPRING WASHER 6.1X12.2X1.5						4	
6		16562803		HOOK						1	
7		NM6040001SC		NUT M4						1	
8		16562902		HINGE SCREW						1	
9		NM6050001SC		NUT M5						1	
10	R	18212506	G5460340000	TENSION SPRING						1	1.00
11	D	18217851		CLOTH PRESSER H- ANGING CAM ASM.						1	
12		WP0641600SC		WASHEW6.4X12.5X1.6						4	
13		SM8050602TP		SCREW M5 L=6						1	
14		GBR01126000A		TENSION SPRING						1	
15		16560401		CAM						1	
16		SM8050612TP		SCREW M5X6						1	
17		16560005		CAM SHAFT						1	
18		16560104		CAMSHAFTCOLLAR1						1	
19		16561607		SPINNER OSCILLATING ARM CAM						1	
20		SM8050812TP		SCREW M5X8						1	
21		GBR01168000		NEEDLE BEARING 3						2	
22		16562001		WORM WHEEL						1	
23		16562407		SCREW						1	
24		16562308		NEEDLE BEARING						1	
25		GBR11107000		SENSOR DOCK						1	
26		SM8040602TP		SCREW M4X0.7 L=6						1	
27		16562100		WORM GEAR						1	
28		SM8050842TP		SETSCREW						1	
29		G5418164000		SULLEY						1	
30	D	SK3381301SC		WOOD SCREW						2	
31	R	GBR108590A0	HM000670000	DC MOTOR ASM.						1	1.00
32	D	HD000360000		PHOTO MICRO SENSOR						1	
33		SL4031081SC		SCREW M3 X 10						2	
34		SM8040402TP		SCREW M4X0.7 L=4						2	
35		SM8050842TP		SETSCREW						1	
36		SM6062002TP		SCREW M6 L=20						4	

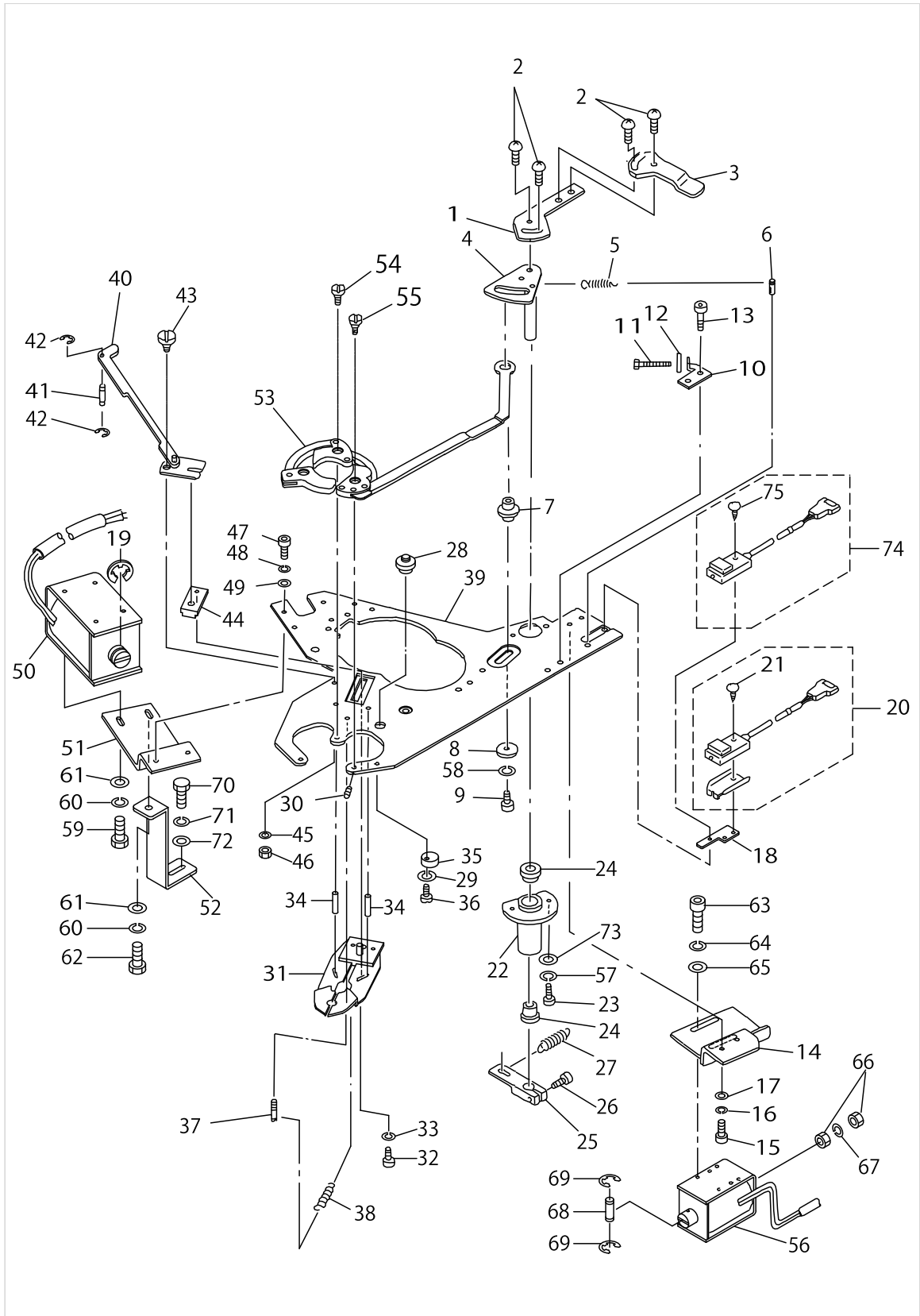
INDEX COMPONENTS (1)



INDEX COMPONENTS (1)

No.	Supply Code	Parts No.	Replacement	Parts name	Remarks	Choice	Step	Level	Cons	Qty	Rep. QTY
1		16566507		CHECK DOG						1	
2		SM0040601SC		SCREW M4X0.7 L=6						4	
3		16574105		DOG						1	
4		16566002		SPINNER CAM						1	
5		16553208		SPRING						1	
6		18218909		DW PIN 4X12						1	
7		16565707		SHAFT (1)						1	
8		B2107816000		WASHER						1	
9		SM6041002TP		SCREW M4 L=10						1	
10	D	16566606		STOPPER BKT						1	
11		SM8042502TP		SCREW M4X0.7 L=25						1	
12		NM6040001SC		NUT M4						1	
13		SM6040802TR		SCREW M4X0.7 L=8						2	
14	D	16567000		BRACKET (1)						1	
15		SM6041002TP		SCREW M4 L=10						2	
16		WS0410002KN		SPRING WASHER						2	
17		WP0430800SC		WASHER M4						2	
18		16574006		BRACKET						1	
19		RE1200000K0		E-RING 12						1	
20		GBR108430A0		RUB COMPLETION SWITCH ASM.						1	
21	D	SM0861201SA		SCREW				*		1	
22		16565905		CUPLING						1	
23		SM6041002TP		SCREW M4 L=10						2	
24		16572406		METAL						2	
25		16566408		LINK LEVER						1	
26		SM6041202TP		SCREW M4X0.7 L=12						1	
27		18201608		SPRING, 2						1	
28		18218008		SHAFT (2)						1	
29		WP0430800SC		WASHER M4						1	
30		SM8030402TP		SCREW M3X0.5 L=4						1	
31		16567166		SHUTTER PLATE ASM.						1	
32		SM6041202TP		SCREW M4X0.7 L=12						1	
33		WS0410002KN		SPRING WASHER						1	
34		18204107		PIN						2	
35		18209502		ECCENTRIC STOPPER						1	
36		SM6041202TP		SCREW M4X0.7 L=12						1	
37		18219204		DW PIN 4X18						1	
38		16554008		SPRING						1	
39		GBR11117000		TOP PLATE						1	
40		16567802		LINK PLATE						1	
41		16572505		PIN						1	
42		RE0250000K0		E-RING 2.5						2	
43		16567901		HING SCREW						1	
44		16573305		SLIDER BLOCK						1	
45		WS0410002KN		SPRING WASHER						1	
46		NM6040001SC		NUT M4						2	

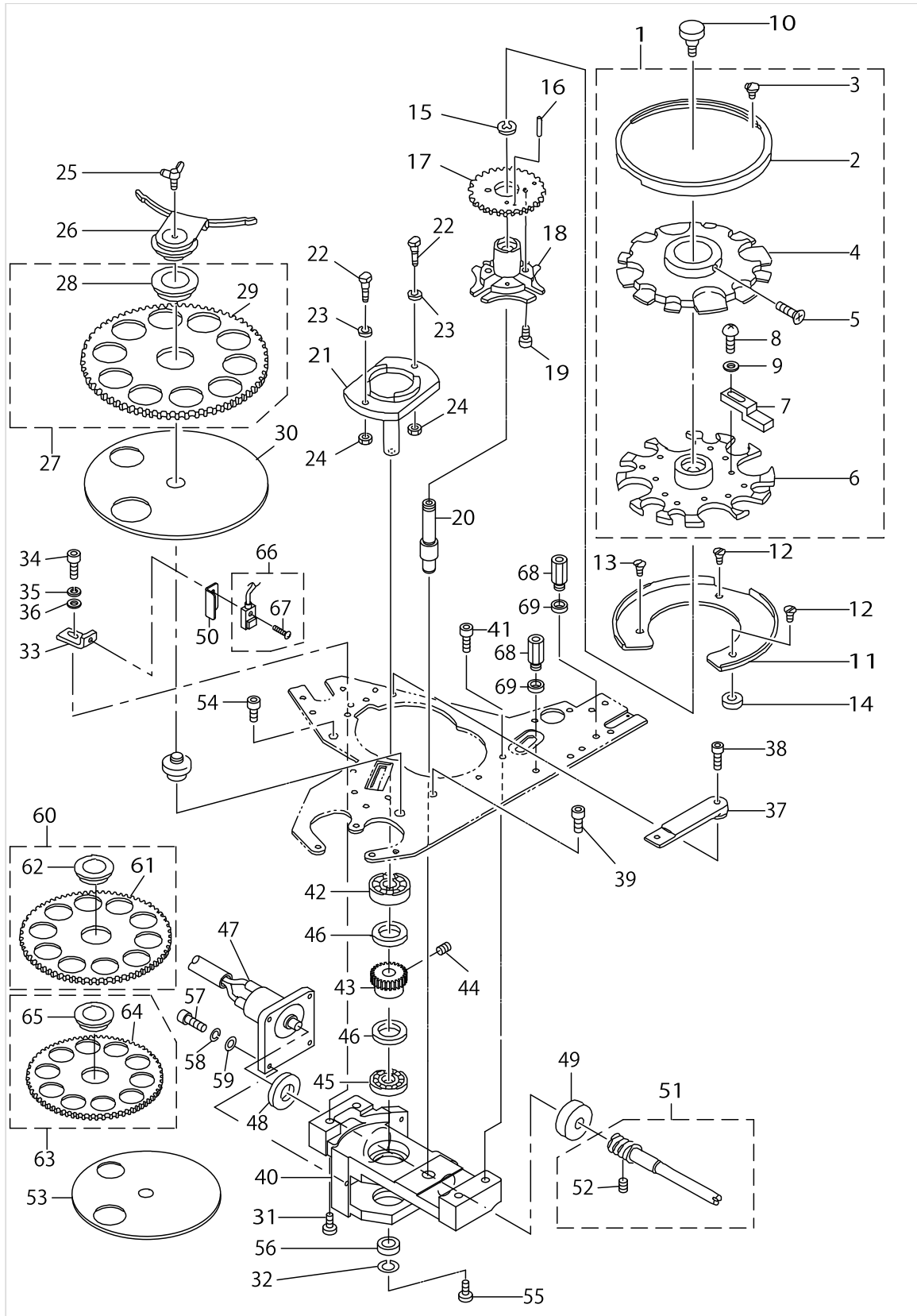
INDEX COMPONENTS (1)



INDEX COMPONENTS (1)

No.	Supply Code	Parts No.	Replacement	Parts name	Remarks	Choice	Step	Level	Cons	Qty	Rep. QTY
47		SM6041002TP		SCREW M4 L=10						2	
48		WS0410002KN		SPRING WASHER						2	
49		WP0430800SC		WASHER M4						2	
50		GBR10853000		MAGNET						1	
51		16568206		BRACKET (2)						1	
52		16574204		SUPPORT PLATE						1	
53		18202150		CHECK ASM., A						1	
54		16565400		HING PIN (2)						2	
55		16565509		HING PIN (1)						1	
56		GBR10854000		MAGNET						1	
57		WS0410002KN		SPRING WASHER						2	
58		WS0410002KN		SPRING WASHER						1	
59		SM6040802TP		SCREW M4X0.7 L=8						3	
60		WS0410002KN		SPRING WASHER						4	
61		WP0430800SC		WASHER M4						4	
62		SM6041202TP		SCREW M4X0.7 L=12						1	
63		SM6040802TP		SCREW M4X0.7 L=8						2	
64		WS0410002KN		SPRING WASHER						2	
65		WP0430800SC		WASHER M4						2	
66		NM6040001SC		NUT M4						2	
67		WS0410002KN		SPRING WASHER						1	
68		16557209		PIN						1	
69		RE0200000K0		E-RING						2	
70		SM6061602TP		SCREW M6 L=16						1	
71		WS0610002KN		SPRING WASHER 6.1X12.2X1.5						1	
72		WP0641600SC		WASHEW6.4X12.5X1.6						1	
73		WP0430800SC		WASHER M4						2	
74		GBR108440A0		BUTTON SENSOR SWITCH ASM.						1	
75	D	SM0861201SA		SCREW				*		1	

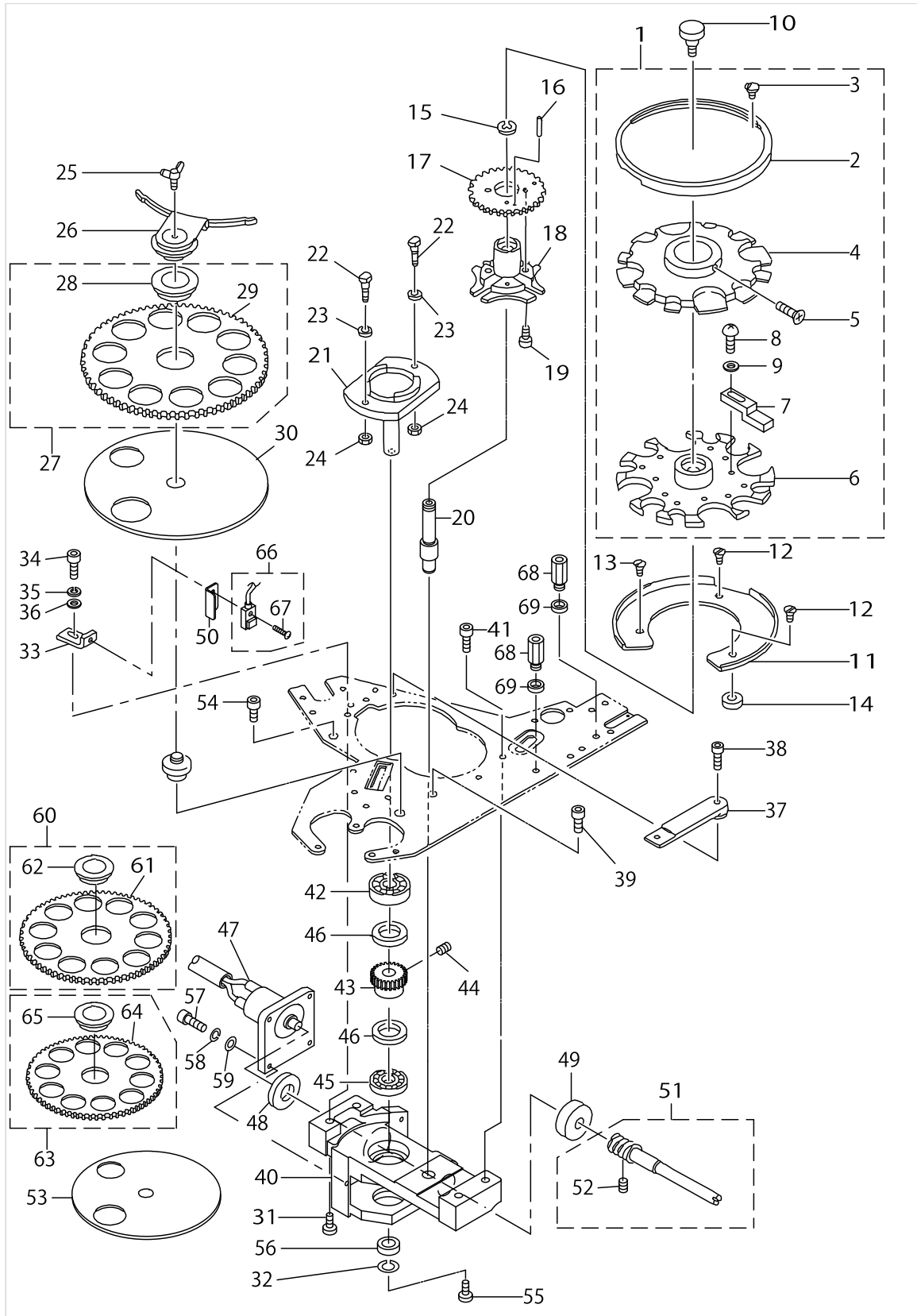
INDEX COMPONENTS (2)



INDEX COMPONENTS (2)

No.	Supply Code	Parts No.	Replacement	Parts name	Remarks	Choice	Step	Level	Cons	Qty	Rep. QTY
1	R	18201962	40163503	FEED ACROSS PLATE ASM. A						1	1.00
2		16573701		RING				*		1	
3		SM0040601SC		SCREW M4X0.7 L=6				*		2	
4	R	18203307	40163420	ADJUSTING PLATE				*		1	1.00
5		SL4030881SC		SCREW M3 L=8				*		1	
6	R	18201905	40163419	FEED PLATE A				*		1	1.00
7		18202002		BUTTON ADJUST A				*		8	
8		SM4860501SC		SCREW M 2.6 X 5				*		8	
9		WP0280500SC		WASHER				*		8	
10	D	16573800		SCREW						1	
11		16569204		REST						1	
12		SM1041201SC		SCREW M4 L=12						2	
13		SM1040601SC		SCREW M4X0.7 L=6						1	
14		16573008		COLLAR						2	
15		16571903		CLIP						1	
16		PH0300185S0		PIN						1	
17		16569600		GEAR						1	
18		16569501		GENEVA						1	
19		SM6030802TP		SCREW M3X0.5 L=8						2	
20		18219501		DIVIDING MAIN SHAFT						1	
21		16570103		WHEEL						1	
22		16570202		SCREW						2	
23		16570301		COLLAR						2	
24		NM6040001SC		NUT M4						2	
25		18204503		WING BOLT						1	
26		16568909		COVER CAP						1	
27		18200352		FEED PLATE CIRCLE 16 ASM.						1	
28		16572703		METAL				*		1	
29		18200303		FEED PLATE 16				*		1	
30		16568404		FERRULE DISC						1	
31		SM6052002TP		SCREW M5 L=20						1	
32		WS0410002KN		SPRING WASHER						1	
33		16570707		SENSOR BRACKET						1	
34		SM6040802TR		SCREW M4X0.7 L=8						1	
35		WS0410002KN		SPRING WASHER						1	
36		WP0430800SC		WASHER M4						1	
37		16570905		STAND PLATE (1)						1	
38		SM6041202TP		SCREW M4X0.7 L=12						1	
39		SM6051202TP		SCREW M5X0.8 L=12						1	
40		18219600		GENEVA HOUSE						1	
41		SM6051602TP		SCREW M5X0.8 L=16						3	
42		SB110000400		BALL BEARING						1	
43	R	16571507	16562001	WORM WHEEL						1	1.00
44		SM8050842TP		SETSCREW						2	
45		16571804		BEARING A						1	
46		16573909		THRUST COLLAR						2	

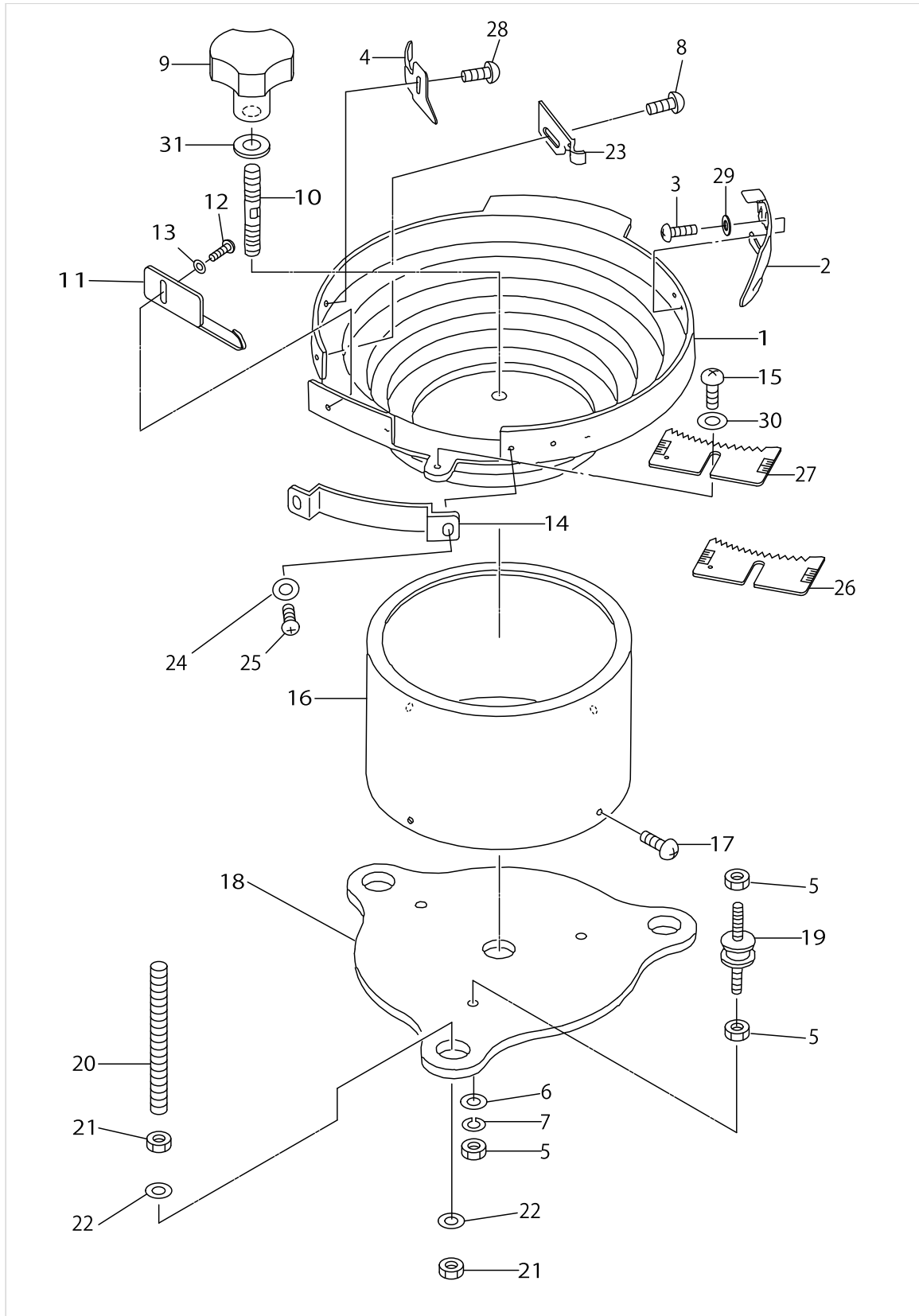
INDEX COMPONENTS (2)



INDEX COMPONENTS (2)

No.	Supply Code	Parts No.	Replacement	Parts name	Remarks	Choice	Step	Level	Cons	Qty	Rep. QTY
47		GBR108560A0		DC MOTOR ASM.						1	
48		16570509		THRUST COLLAR						1	
49		16571408		NEEDLE BEARING						1	
50		18212902		SENSOR COVER						1	
51	R	16570657	SM8040402TP	TURNINGSHAFTASM.		A				1	1.00
51	R	16570657	16570608	TURNINGSHAFTASM.		A				1	1.00
52		SM8040402TP		SCREW M4X0.7 L=4				*		2	
53		18201103		HOLDING PLATE (SMALL)	OPTIONAL PART					1	
54		SM6051202TP		SCREW M5X0.8 L=12						1	
55		SM6041002TP		SCREW M4 L=10						1	
56		B2107816000		WASHER						1	
57		SM6030802TP		SCREW M3X0.5 L=8						4	
58		WS0310002KN		SPRING WASHER M3						4	
59		WP0320500SC		WASHER M3						4	
60		16568651		FEEDPLATE22BASM.	OPTIONAL PART					1	
61		16568602		FEED PLATE 22B				*		1	
62		16572703		METAL				*		1	
63		18200956		FEED PLATE CIRCLE 13.5 ASM.	OPTIONAL PART					1	
64		18200907		FEED PLATE 12.5				*		1	
65		16572703		METAL				*		1	
66		GBR108450A0		INDEX STARTING SWITCH ASM.						1	
67	D	SM0861201SA		SCREW				*		1	
68		HX003390000		STUD						2	
69		B3052816000		WASHER						2	

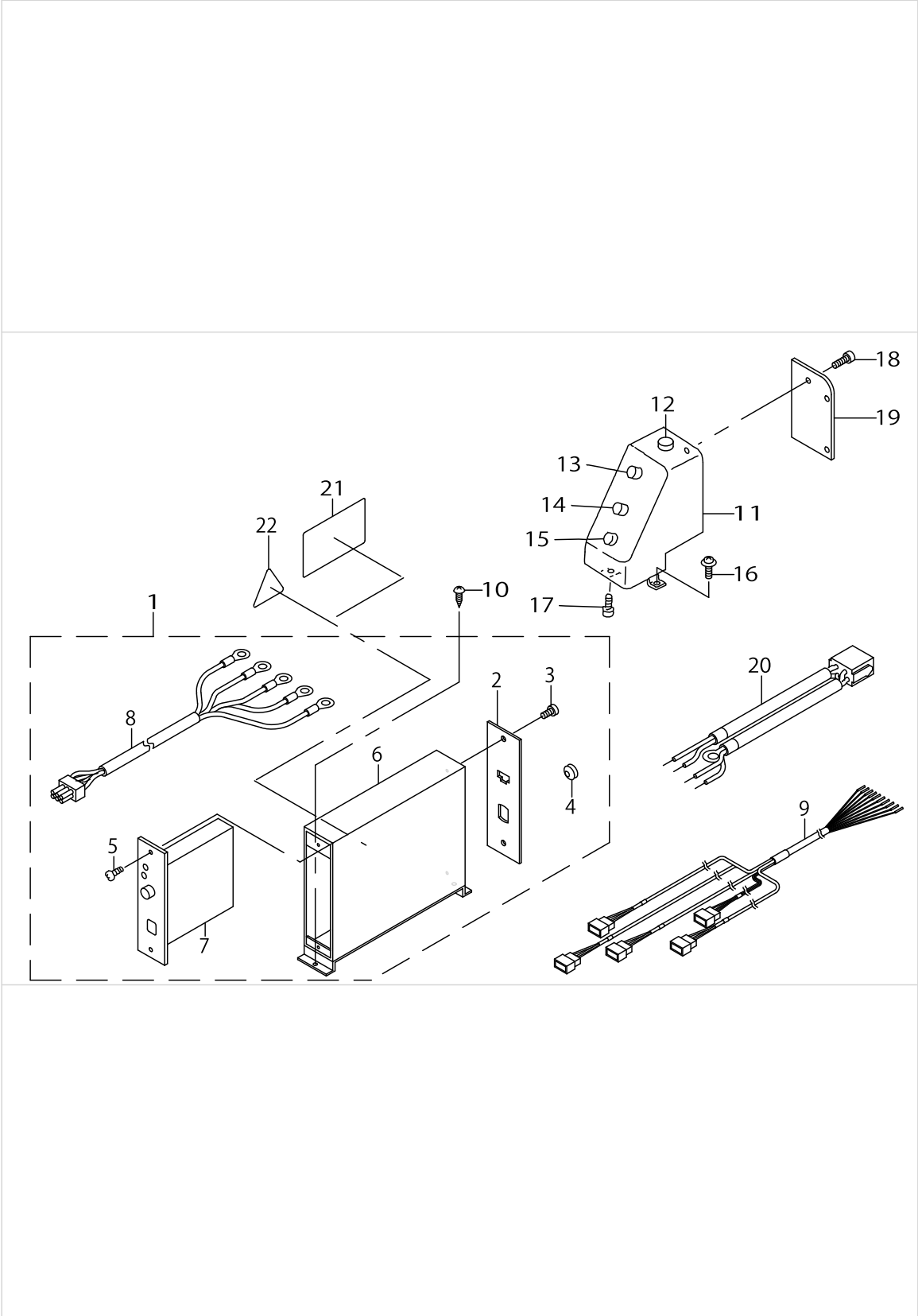
FEEDER BOWL COMPONENTS



FEEDER BOWL COMPONENTS

No.	Supply Code	Parts No.	Replacement	Parts name	Remarks	Choice	Step	Level	Cons	Qty	Rep. QTY
1		16577009		FEEDER BOWL						1	
2		GBR01426000		GUIDE PLATE						1	
3		SS4110815SP		SCREW 11/64-40 L=8						2	
4		GBR01441000		BUTTON STANDING PREVENT PLATE						1	
5		NM6060001SC		NUT M6						9	
6		WP0641600SC		WASHEW6.4X12.5X1.6						3	
7		WS0610002KN		SPRING WASHER 6.1X12.2X1.5						3	
8	R	SM0041001SN	SM0041001SC	SCREW M4 L=10						1	1.00
9		18204602		BOWL FIXING KNOB						1	
10		GBR01432000		BOWL FIXING SCREW						1	
11		16577504		SELECTOR PLATE						1	
12		SM4041001SN		SCREW M4X0.7 L=10						1	
13		WP0430800SC		WASHER M4						1	
14		GBR01428000		GUIDE PLATE						1	
15		SM4051001SN		SCREW M5						1	
16		16577207		P/F COVER						1	
17		SM0040601SC		SCREW M4X0.7 L=6						4	
18		16577108		P/F INSTALLING BASE						1	
19		GBR01429000A		VIBRATION-PROOF RUBBER						3	
20		16577306		MOUNTING BOLT						3	
21		NM6080001SC		NUT M8X1.25						6	
22		16577405		WASHER						6	
23		18202408		BUTTON GUIDE A						1	
24		WP0320500SC		WASHER M3						2	
25		SM4030601SN		SCREW M3 X 6						2	
26		GBR014220A0		SELECTION PLATE ASM. (SMALL)	OPTIONAL PART					1	
27	D	18251553		SELECTION PLATE ASM. (VERY SMA						1	
28	R	SM0041001SN	SM0041001SC	SCREW M4 L=10						1	1.00
29		WP0450801SD		WASHER 4.5X10X0.8						1	
30		WP0531000SC		WASHER 5.3X10X1						1	
31		WP0841601SC		WASHER 8.4X17.4X1.6						1	

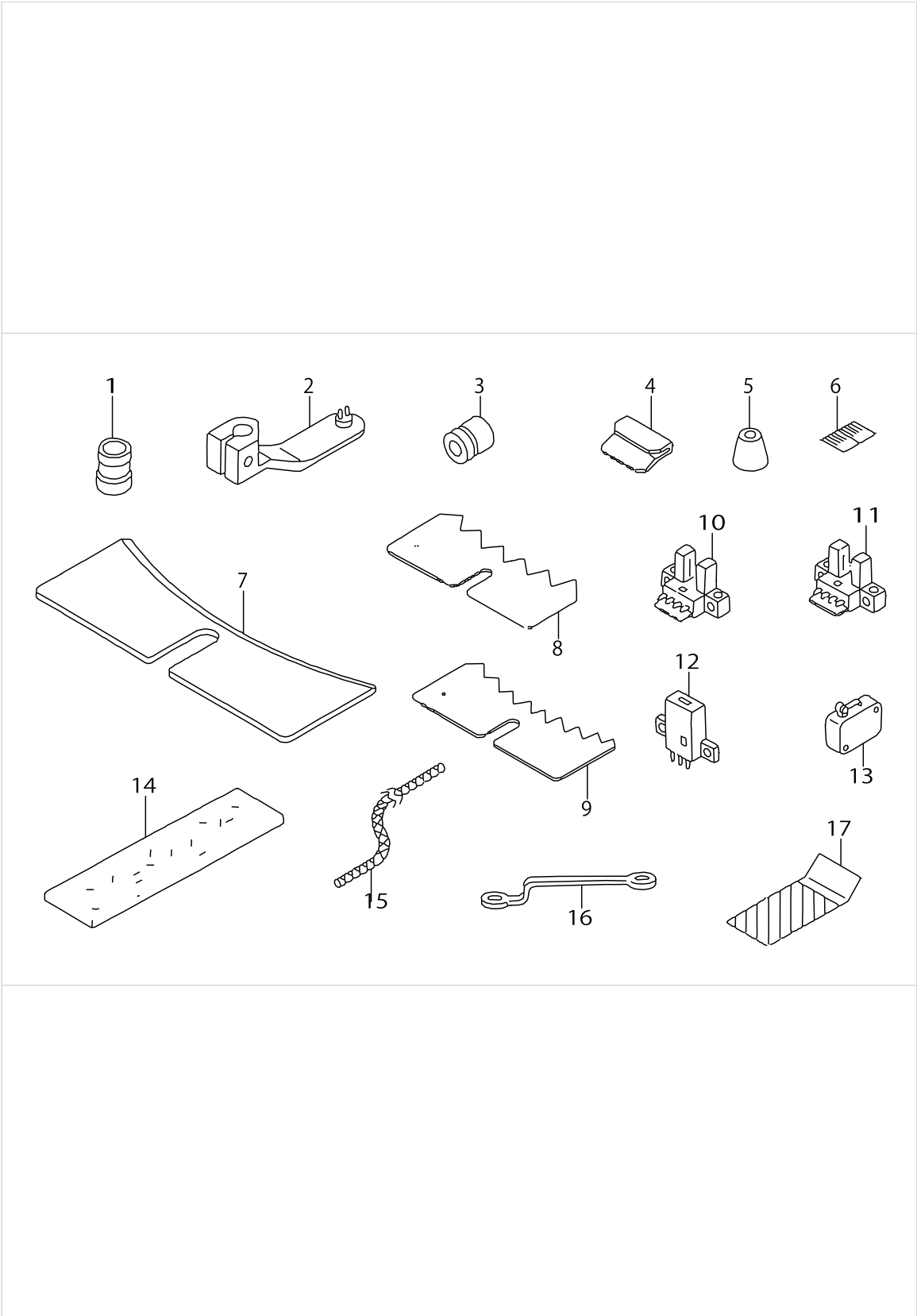
BR-CONTROL BOX COMPONENTS



BR-CONTROL BOX COMPONENTS

No.	Supply Code	Parts No.	Replacement	Parts name	Remarks	Choice	Step	Level	Cons	Qty	Rep. QTY
1		GBR118010A0		P/F CONTROLLER COMPL.						1	
2		GBR10802000		P/F CONTROLLER BACK LID				*		1	
3		SL4040691SC		SCREW M4 L=6				*		2	
4		HX000980000		CORD BUSH				*		1	
5		SM5040601SC		SCREW M4X0.7 L=6				*		2	
6		GBR11801000		P/F CONTROLLER FRAME				*		1	
7	D	GBR118110A0		P/F CONTROLLER ASM.				*		1	
8	D	GBR108210A0		P/F POWER CORD ASM.				*		1	
9		GBR118460A0		RELAY CABLE ASM.						1	
10	D	SK3381301SC		WOOD SCREW						2	
11		GBR11781000		PANEL BOX						1	
12		GBR117860A0		BREAKER ASM.						1	
13		GBR117850A0		BUTTON SUPPLY SW ASM.						1	
14		GBR117830A0		STEP-KEEPER SW ASM.						1	
15		GBR117840A0		EXHAUST SW ASM.						1	
16		SL4041091SC		SCREW M4 L=10						1	
17		SM6040802TN		SCREW						1	
18		SL4030681SC		SCREW M3 L=6						3	
19		GBR10782000		PANEL BOX BACK COVER						1	
20	D	GBR118220A0		CONNECTING CORD ASM.						1	
21		CM300100101		DANGER LABEL (SMALL)	FOR JAPAN					1	
22		CM300100001		LABEL	FOR JE					1	

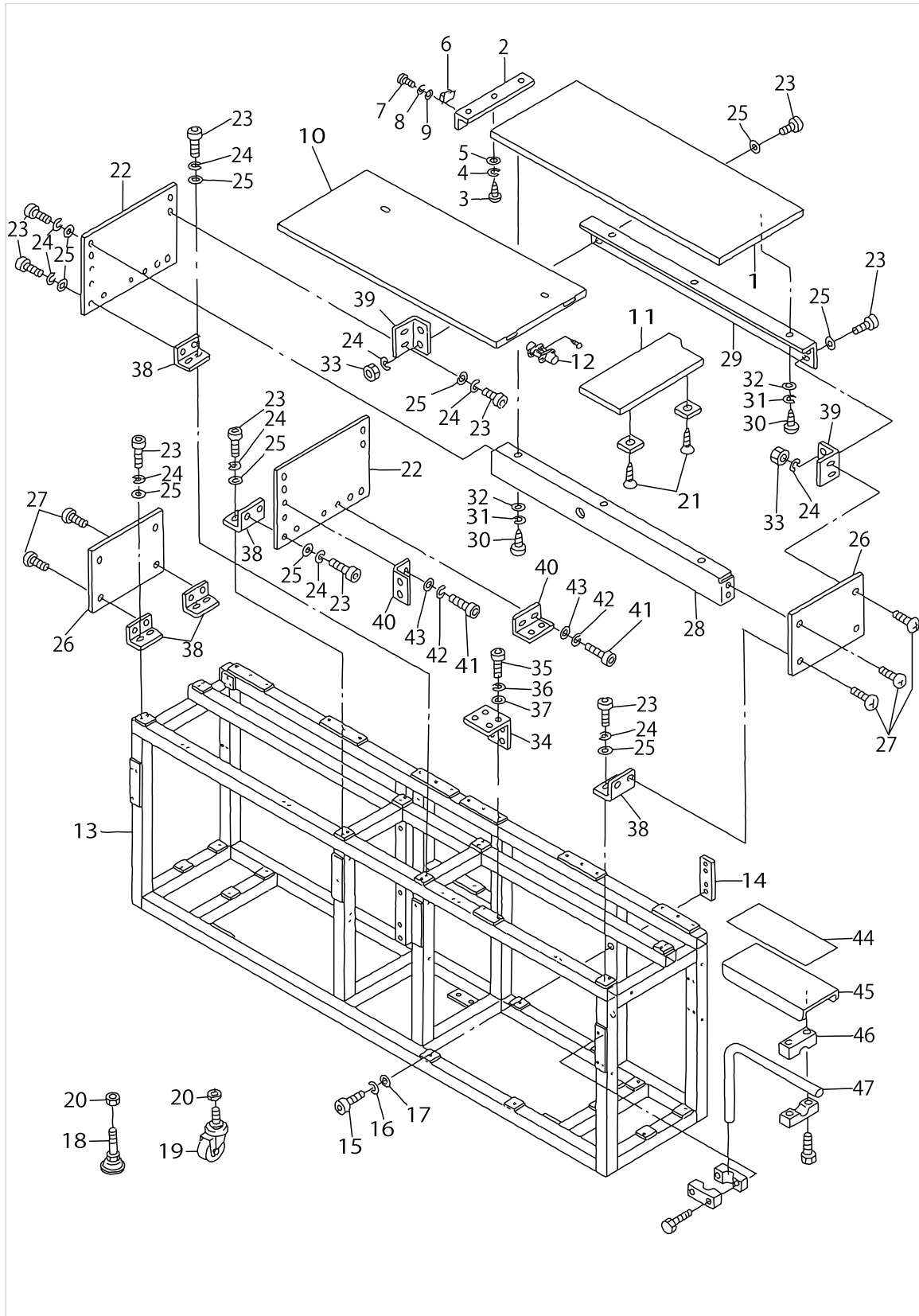
ACCESSORIES COMPONENTS



ACCESSORIES COMPONENTS

No.	Supply Code	Parts No.	Replacement	Parts name	Remarks	Choice	Step	Level	Cons	Qty	Rep. QTY
1		18200501		WORK ATTACHMENT (SMALL)						3	
2		16558009		BUTTON CARRIER B						1	
3		16558108		RING, SMALL						1	
4	D	G5135164000		WOMAN GAUGE						1	
5		G5138161000		RUBBER CAP						1	
6		18204701		SCALE						4	
7		GBR01437000		AUXILIARY PLATE						1	
8		GBR01423000		SELECTOR PLATE, MEDIUM						1	
9		GBR01422000		SELECTOR PLATE, SMALL						1	
10		HD000830000		PHOTO SENSOR						1	
11		HD000670000		SENSOR						1	
12		HD000840000		PHOTO SENSOR						1	
13	D	HA000830000		MICROSWITCH						1	
14		18250407		SANDER (CLOTH)						3	
15		18250506		SANDER (CORD)						2	
16		13533203		WRENCH						1	
17		G5139164000		EXTENSION PLATE						3	

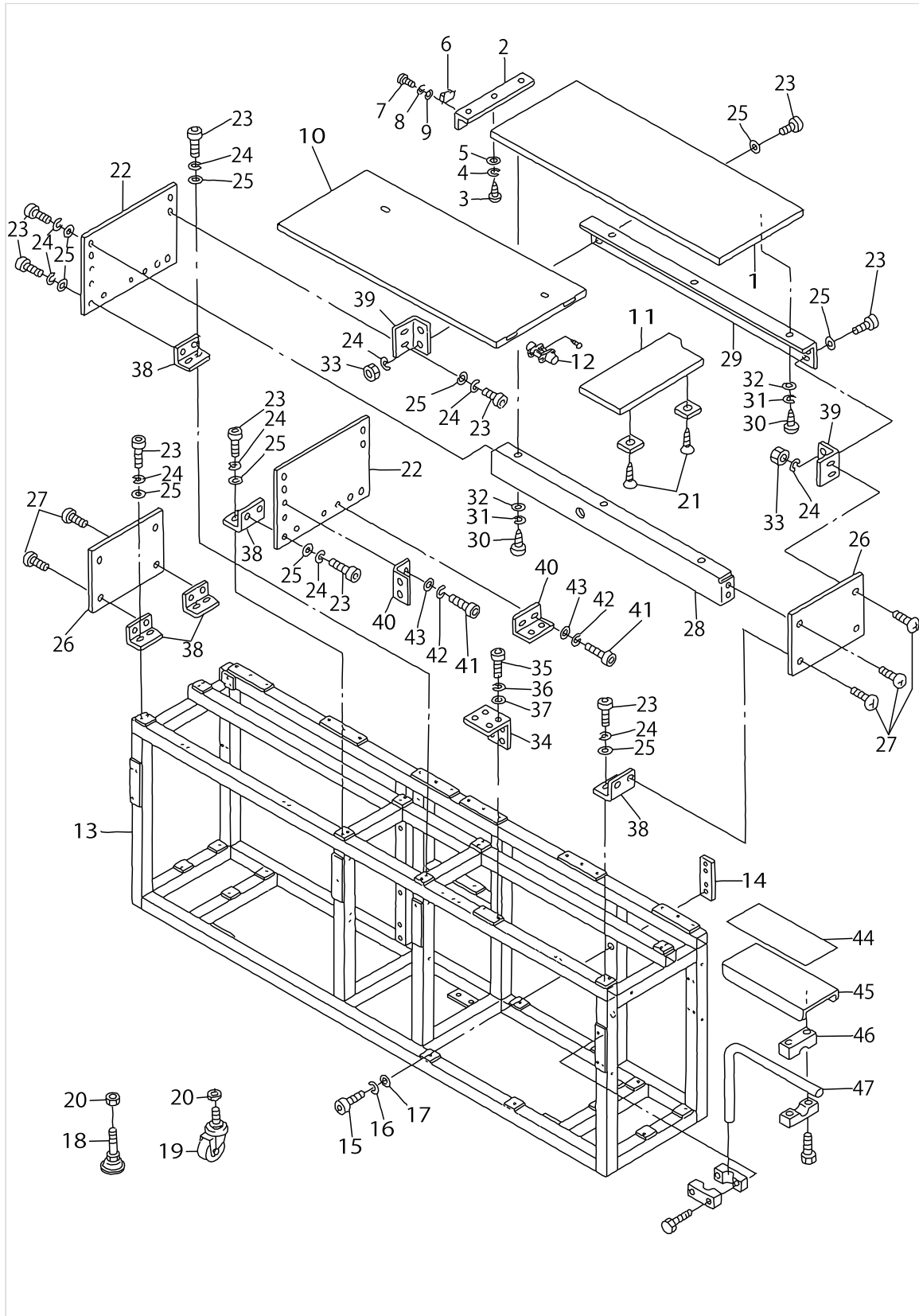
FRAME COMPONENTS



FRAME COMPONENTS

No.	Supply Code	Parts No.	Replacement	Parts name	Remarks	Choice	Step	Level	Cons	Qty	Rep. QTY
1		G5016164000		TABLE, RIGHT						1	
2		G5018164000		BRACKET						1	
3		SK3381601SC		WOOD SCREW D=3.8 L=16						3	
4		WS0410002KN		SPRING WASHER						3	
5		WP0430801SC		WASHER 4.3X9X0.8						3	
6		G5045164000		MAGNET CATCH						2	
7		SM6030602TP		SCREW M3X0.5 L=6						4	
8		WS0310002KN		SPRING WASHER M3						4	
9		WP0320501SC		WASHER M3						4	
10		G5015164000		TABLE, LEFT						1	
11		G5017164000		MOVABLE TABLE						1	
12		G5020164000		HINGE						2	
13		G5001164000		BASE FRAME						1	
14		G5041164000		CONNECTING PLATE						4	
15		SM6082002TN		SCREW M8 L=20						16	
16		WS0820002KN		SPRING WASHER M8						16	
17		WP0841601SC		WASHER 8.4X17.4X1.6						16	
18		G5033172000		ADJUSTER						4	
19		G5032164000		CASTER						6	
20		NM6160001SC		NUT						10	
21		SK1271301SD		WOOD SCREW D=2.7 L=13						2	
22		G5002164000		TABLE SUPPORT PLATE INNER						2	
23		SM6061202TP		SCREW M6 L=12						36	
24		WS0610002KN		SPRING WASHER 6.1X12.2X1.5						36	
25		WP0641601SC		WASHER						36	
26		G5003164000		TABLE SUPPORT PLATE OUTER						2	
27		SM0060801SA		SCREW						8	
28		G5004164000		TABLE SUPPORT, FRONT						2	
29		G5005164000		TABLE SUPPORT, REAR						2	
30		SK3381601SC		WOOD SCREW D=3.8 L=16						12	
31		WS0410002KN		SPRING WASHER						12	
32		WP0430801SC		WASHER 4.3X9X0.8						12	
33		NM6060001SC		NUT M6						4	
34		G5028164000		INSTALLING PLATE						1	
35		SM6061202TP		SCREW M6 L=12						2	
36		WS0610002KN		SPRING WASHER 6.1X12.2X1.5						2	
37		WP0641601SC		WASHER						2	
38	D	G5038171000		SIDE PLATE SUPPORT						8	
39		G5045171000		SIDE PLATE HOLDER						4	
40		G5034171000		COVER SUPPORT						14	
41		SM6040802TP		SCREW M4X0.7 L=8						28	
42		WS0410002KN		SPRING WASHER						28	
43		WP0430801SC		WASHER 4.3X9X0.8						28	
44		G5022164000		CUSHION						1	
45		G5021164000		CLOTH TABLE						1	
46		B1141229000		OPERATION BOX STRUT CLAMP						4	

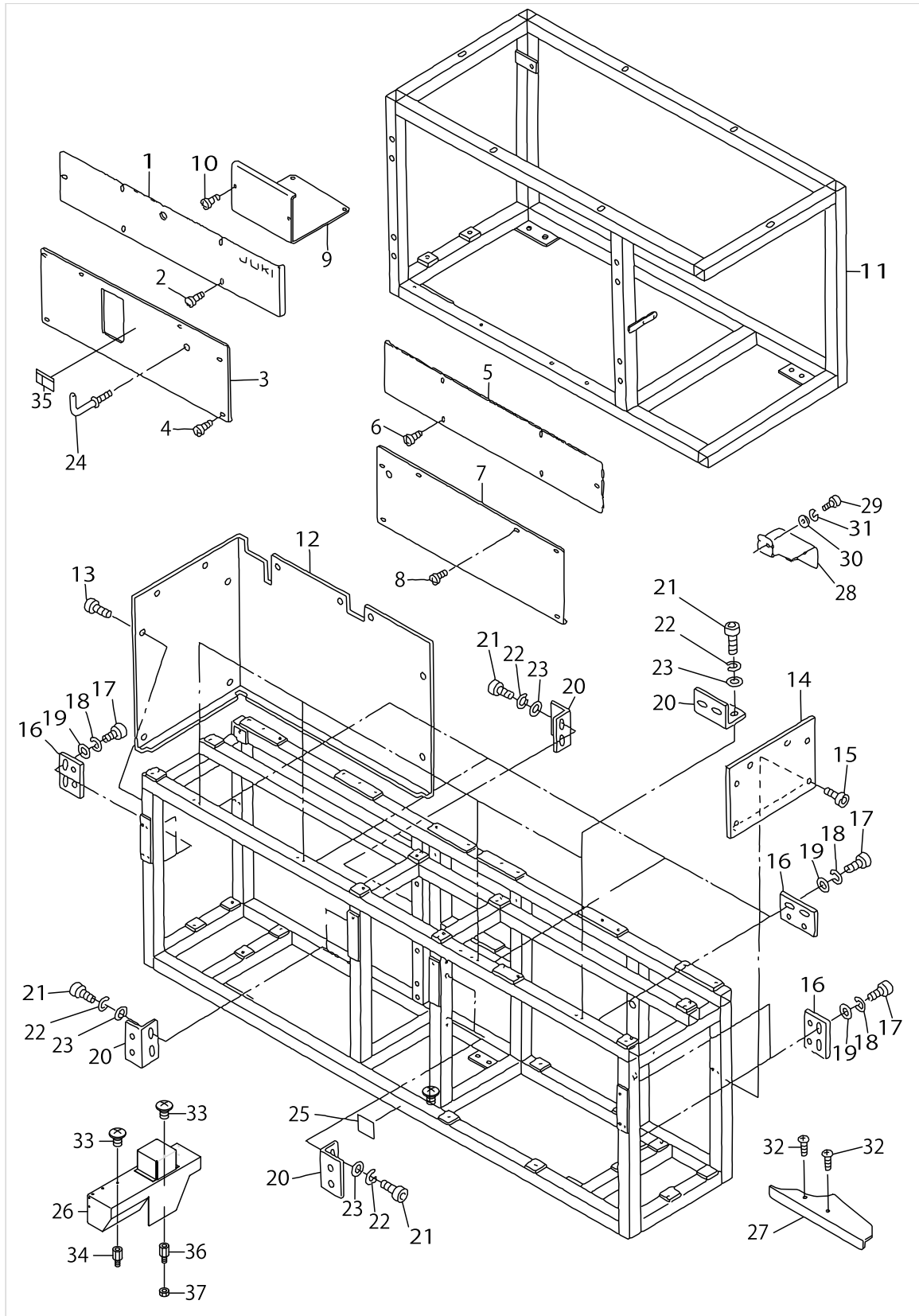
FRAME COMPONENTS



FRAME COMPONENTS

No.	Supply Code	Parts No.	Replacement	Parts name	Remarks	Choice	Step	Level	Cons	Qty	Rep. QTY
47		G5023164000		STAY						1	

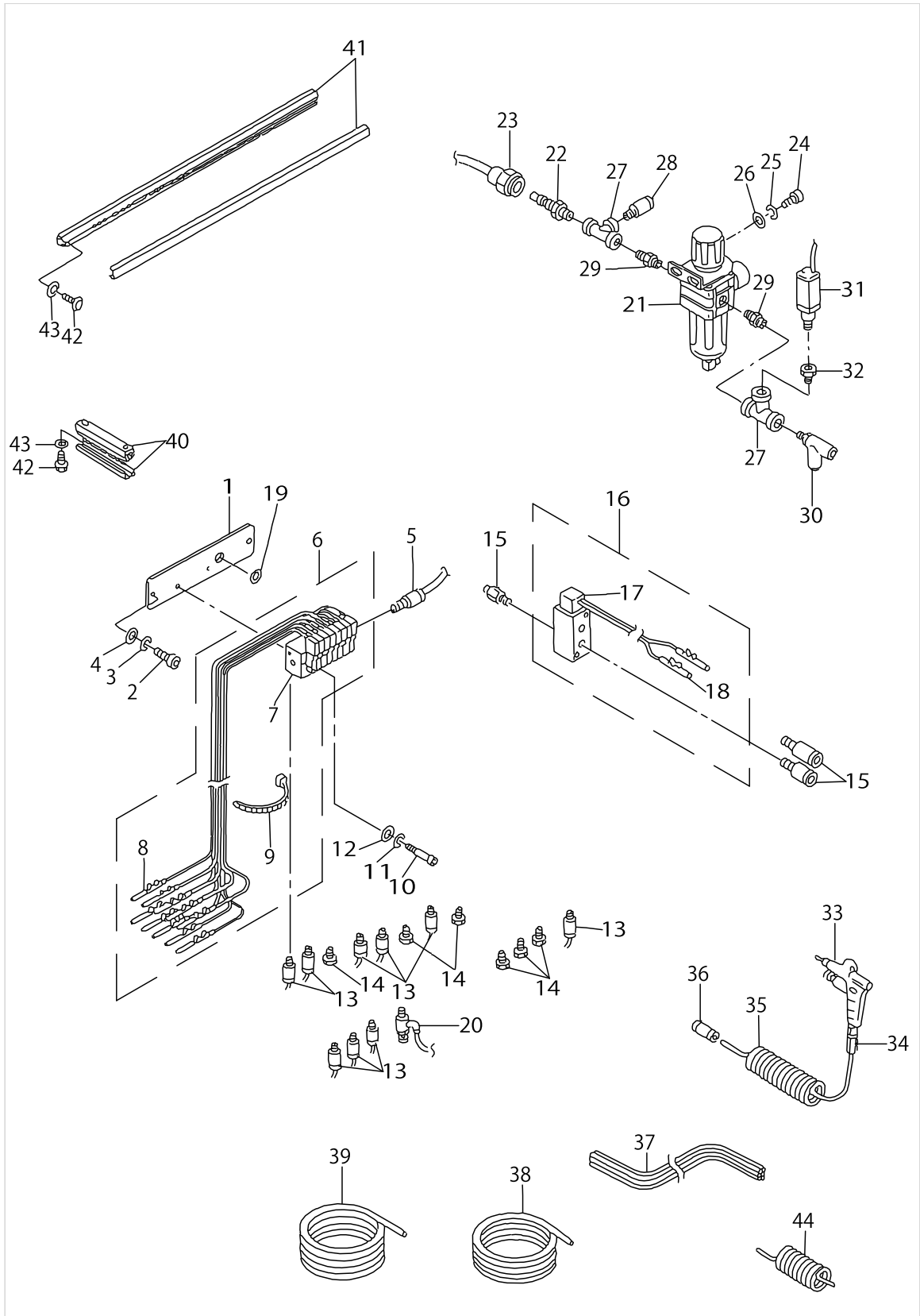
COVER COMPONENTS



COVER COMPONENTS

No.	Supply Code	Parts No.	Replacement	Parts name	Remarks	Choice	Step	Level	Cons	Qty	Rep. QTY
1		G5034164000		RIGHT UPPER COVER						1	
2		SM0040601SA		SCREW						5	
3		G5036164000		RIGHT LOWERCOVER						1	
4		SM0040601SA		SCREW						6	
5		G5033164000		LEFT UPPER COVER						1	
6		SM0040601SA		SCREW						5	
7		G5035164000		LEFT LOWER COVER						1	
8		SM0040601SA		SCREW						6	
9		G5039164000		MIDDLE COVER						1	
10		SM0040601SA		SCREW						2	
11		G5401164000		MACHINE BASE						1	
12		G5037164000		LEFT SIDE COVER						1	
13		SM0040601SA		SCREW						11	
14		G5038164000		RIGHT SIDE COVER						1	
15		SM0040601SA		SCREW						6	
16		G5040164000		COVER SUPPORT, B						8	
17		SM6040802TP		SCREW M4X0.7 L=8						16	
18		WS0410002KN		SPRING WASHER						16	
19		WP0430801SC		WASHER 4.3X9X0.8						16	
20		G5034171000		COVER SUPPORT						14	
21		SM6040802TP		SCREW M4X0.7 L=8						28	
22		WS0410002KN		SPRING WASHER						28	
23		WP0430801SC		WASHER 4.3X9X0.8						28	
24		G5026162000		HOOK						1	
25		16870206		GRAVITY SEAL						1	
26		GBR11105000B		UPPER COVER						1	
27		18222604		FRONT COVER A						1	
28		16586307		COVER,REAR						1	
29		SM6041002TP		SCREW M4 L=10						2	
30		WP0430800SC		WASHER M4						2	
31		WS0410002KN		SPRING WASHER						2	
32		SM0040601SA		SCREW						2	
33		SM0040601SA		SCREW						2	
34		HX000560000		SPACER A						1	
35		CM300200202		SAFETY LABEL 2 (LARGE)	FOR JAPAN					1	
36		HX00056000C		SPACER						1	
37		NM6030001SC		NUT M3						1	

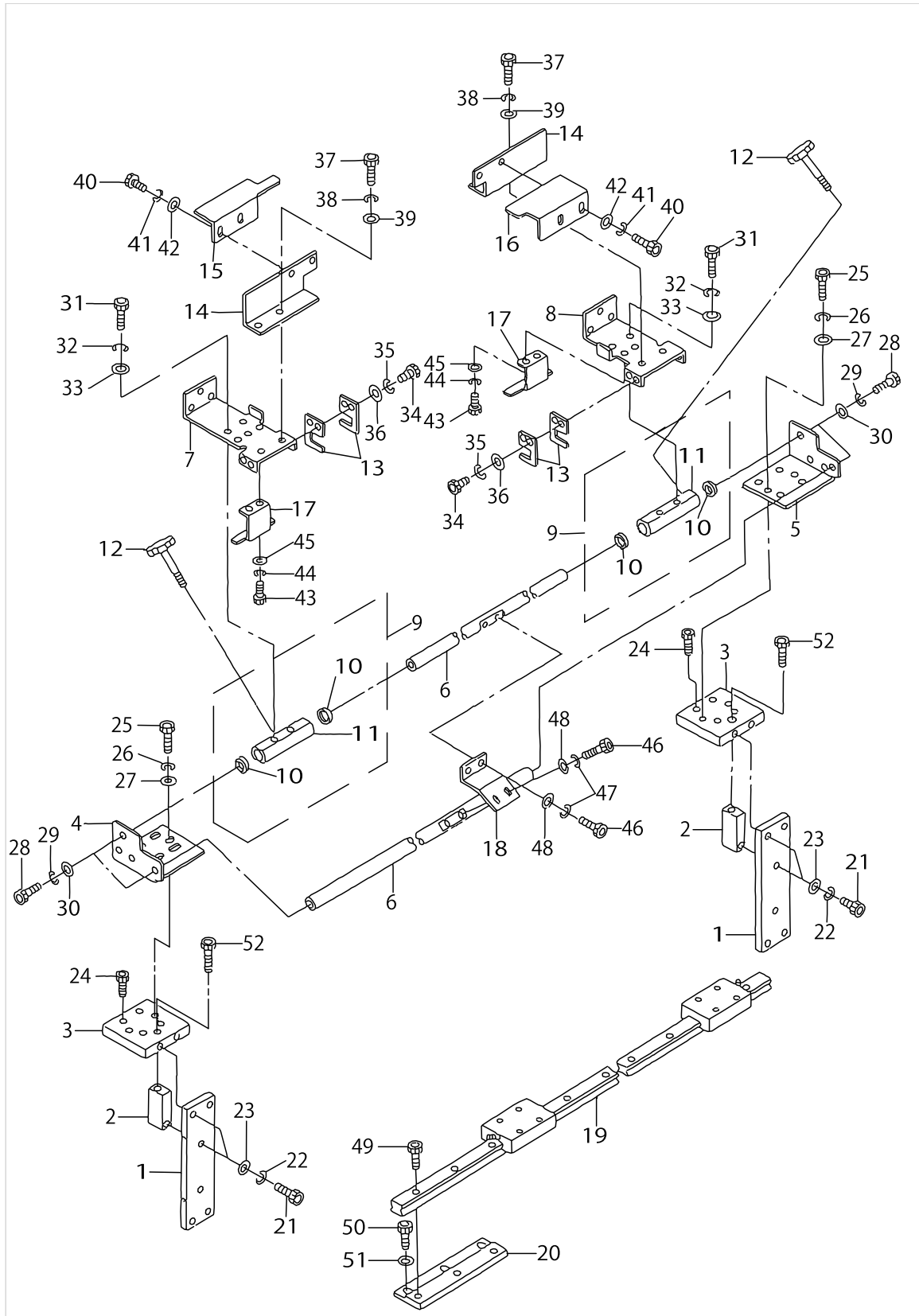
SOLENOID VALVE & REGULATOR COMPONENTS



SOLENOID VALVE & REGULATOR COMPONENTS

No.	Supply Code	Parts No.	Replacement	Parts name	Remarks	Choice	Step	Level	Cons	Qty	Rep. QTY
1		G5029164000		SOLENOID VALVE PLATE						1	
2		SM6061202TP		SCREW M6 L=12						2	
3		WS0610002KN		SPRING WASHER 6.1X12.2X1.5						2	
4		WP0641601SC		WASHER						2	
5		PJ301065103		HALF UNION 6XPT1/8						1	
6	D	G64011640A0		SOLENOID VALVE ASM. (1)						1	
7		PV1551080A0		SOLENOID VALVE				*		1	
8		HK03464000A		TERMINAL, FEMALE				*		16	
9		EA9500B0100		CABLE BAND				*		2	
10		SM6033052TP		SCREW						2	
11		WS0310002KN		SPRING WASHER M3						2	
12		WP0320501SC		WASHER M3						2	
13		PJ301040504		JOINTING						9	
14		PJ020500001		PLUG						6	
15		PJ301065103		HALF UNION 6XPT1/8						3	
16		G64021640A0		SOLENOID VALVE ASM. (2)						1	
17		PV1551070A0		SOLENOID VALVE				*		1	
18		HK03464000A		TERMINAL, FEMALE				*		2	
19	D	HX00055000J		RUBBER BUSHING						1	
20		PC010514000		SPEED CONTROLLER						1	
21		PF0552090A0		REGULATOR ASM.						1	
22		PJ309005203		QUICK JOINT PLUG						1	
23		PJ309005201		PLUG						1	
24		SM6061202TP		SCREW M6 L=12						2	
25		WS0610002KN		SPRING WASHER 6.1X12.2X1.5						2	
26		WP0641601SC		WASHER						2	
27		PJ050525201		TEE						2	
28		PJ301065201		HALF UNION 6XPT1/4						1	
29		PJ030520001		RING JOINT (NIPPLE)						2	
30		PJ305065201		TEE UNION						1	
31	D	G61071640A0		AIR PRESSURE SENSOR SW ASM.						1	
32		PJ015251001		BUSHING						1	
33		16111403		AIR GUN						1	
34	R	16111502	PJ304065102	SOCKET						1	1.00
35		G5458116000		CURLED TUBE						1	
36		PJ303060001		STRAIGHT UNION						1	
37		G5841270000		TUBE						5	
38		BT0600401EB		TUBE						5	
39		BT0400251EB		URETHANE HOSE, BLACK						3	
40		G6801164000		DUCT, A						1	
41		G6802164000		DUCT, B						1	
42		SL4041081SF		SCREW M4 L=10						6	
43		WP0450801SD		WASHER 4.5X10X0.8						6	
44		G5046164000		TUBE						1	

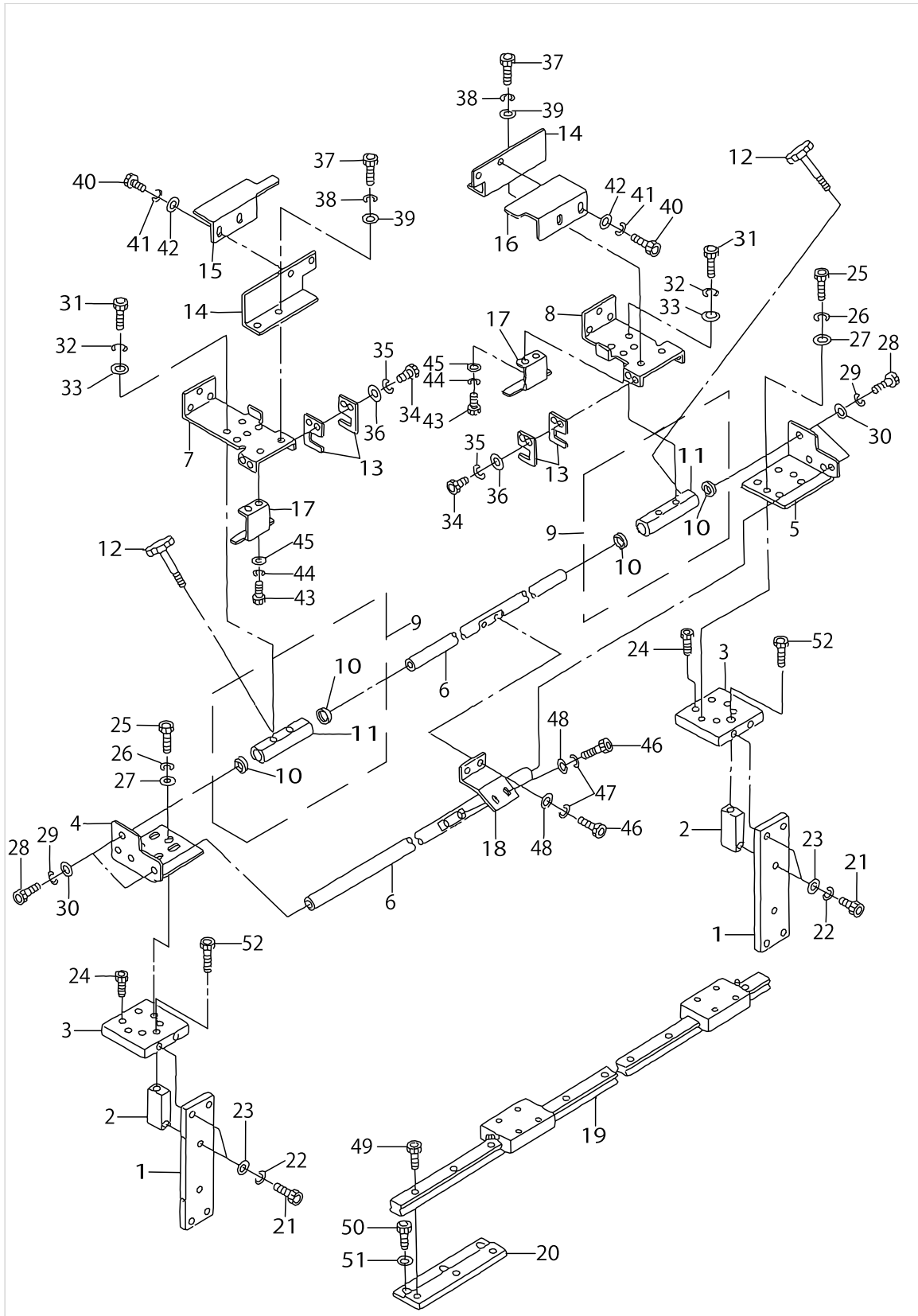
FEED MECHANISM COMPONENTS



FEED MECHANISM COMPONENTS

No.	Supply Code	Parts No.	Replacement	Parts name	Remarks	Choice	Step	Level	Cons	Qty	Rep. QTY
1		G5103164000		STAND						2	
2		G5104164000		STAND SUPPORT						2	
3		G5105164000		LM BASE						2	
4		G5106164000		SLIDER SHAFT SUPPORT, LEFT						1	
5	D	G5107164000		SLIDER SHAFT SUPPORT, RIGHT						1	
6	D	G5108164000		SLIDER SHAFT						2	
7		G5109164000		FEEDER MAIN FRAME						1	
8		G5110164000		FEEDER MAIN FRAME, RIGHT						1	
9	D	G51111640A0		SLIDER SHAFT BLOCK ASM.						2	
10		G5113164000		BUSH				*		4	
11		G5112164000		SLIDER SHAFT BLOCK				*		2	
12		G5114164000		BUSH						2	
13		G5115164000		FIXED PLATE						4	
14		G5120164000		PLATE SUPPORT						2	
15	D	G5121164000		CLAMP PLATE, LEFT						1	
16	D	G5122164000		CLAMPPLATE, RIGHT						1	
17		G5123164000		SENSOR PLATE						2	
18		G5134164000		COUPLING PLATE						1	
19		G5010164000		FEED RAIL						1	
20		G5009164000		FEED RAIL SUPPORT PLATE						6	
21		SM6062002TP		SCREW M6 L=20						6	
22		WS0610002KN		SPRING WASHER 6.1X12.2X1.5						6	
23		WP0641601SC		WASHER						6	
24		SM6051202TP		SCREW M5X0.8 L=12						8	
25		SM6061202TP		SCREW M6 L=12						4	
26		WS0610002KN		SPRING WASHER 6.1X12.2X1.5						4	
27		WP0641601SC		WASHER						4	
28		SM6061602TP		SCREW M6 L=16						4	
29		WS0610002KN		SPRING WASHER 6.1X12.2X1.5						4	
30		WP0641601SC		WASHER						4	
31		SM6061002TP		SCREW M6 L=10						4	
32		WS0610002KN		SPRING WASHER 6.1X12.2X1.5						4	
33		WP0641601SC		WASHER						4	
34		SM6041002TP		SCREW M4 L=10						4	
35		WS0410002KN		SPRING WASHER						4	
36		WP0430801SC		WASHER 4.3X9X0.8						4	
37		SM6040802TP		SCREW M4X0.7 L=8						4	
38		WS0410002KN		SPRING WASHER						4	
39		WP0430801SC		WASHER 4.3X9X0.8						4	
40		SM6040802TP		SCREW M4X0.7 L=8						4	
41		WS0410002KN		SPRING WASHER						4	
42		WP0430801SC		WASHER 4.3X9X0.8						4	
43		SM6040802TP		SCREW M4X0.7 L=8						4	
44		WS0410002KN		SPRING WASHER						4	
45		WP0430801SC		WASHER 4.3X9X0.8						4	
46		SM6061202TP		SCREW M6 L=12						4	

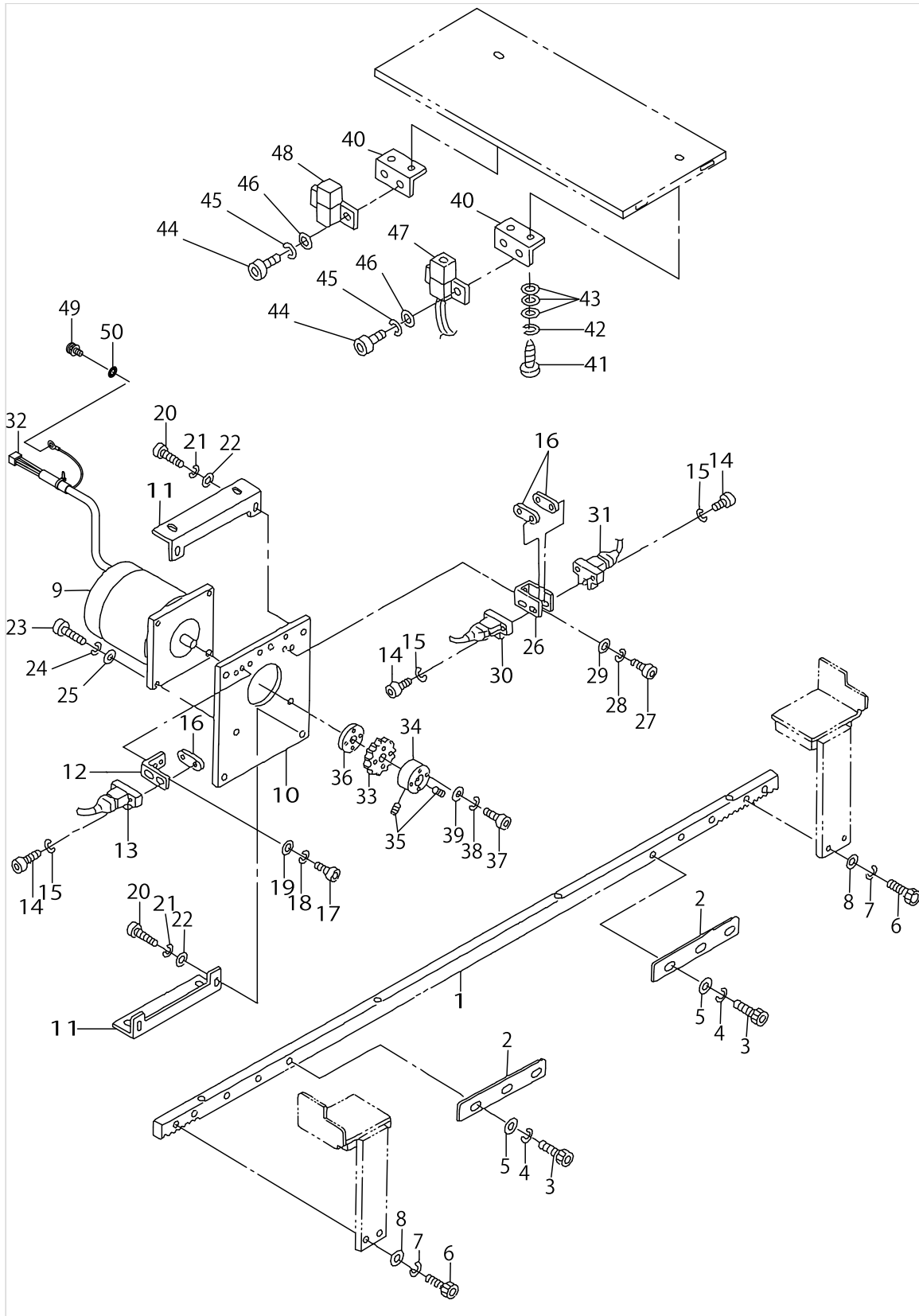
FEED MECHANISM COMPONENTS



FEED MECHANISM COMPONENTS

No.	Supply Code	Parts No.	Replacement	Parts name	Remarks	Choice	Step	Level	Cons	Qty	Rep. QTY
47		WS0610002KN		SPRING WASHER 6.1X12.2X1.5						4	
48		WP0641601SC		WASHER						4	
49		SM6051202TP		SCREW M5X0.8 L=12						18	
50		SM6051202TP		SCREW M5X0.8 L=12						18	
51		WP0621016SH		WASHER						18	
52		SM6062002TP		SCREW M6 L=20						2	

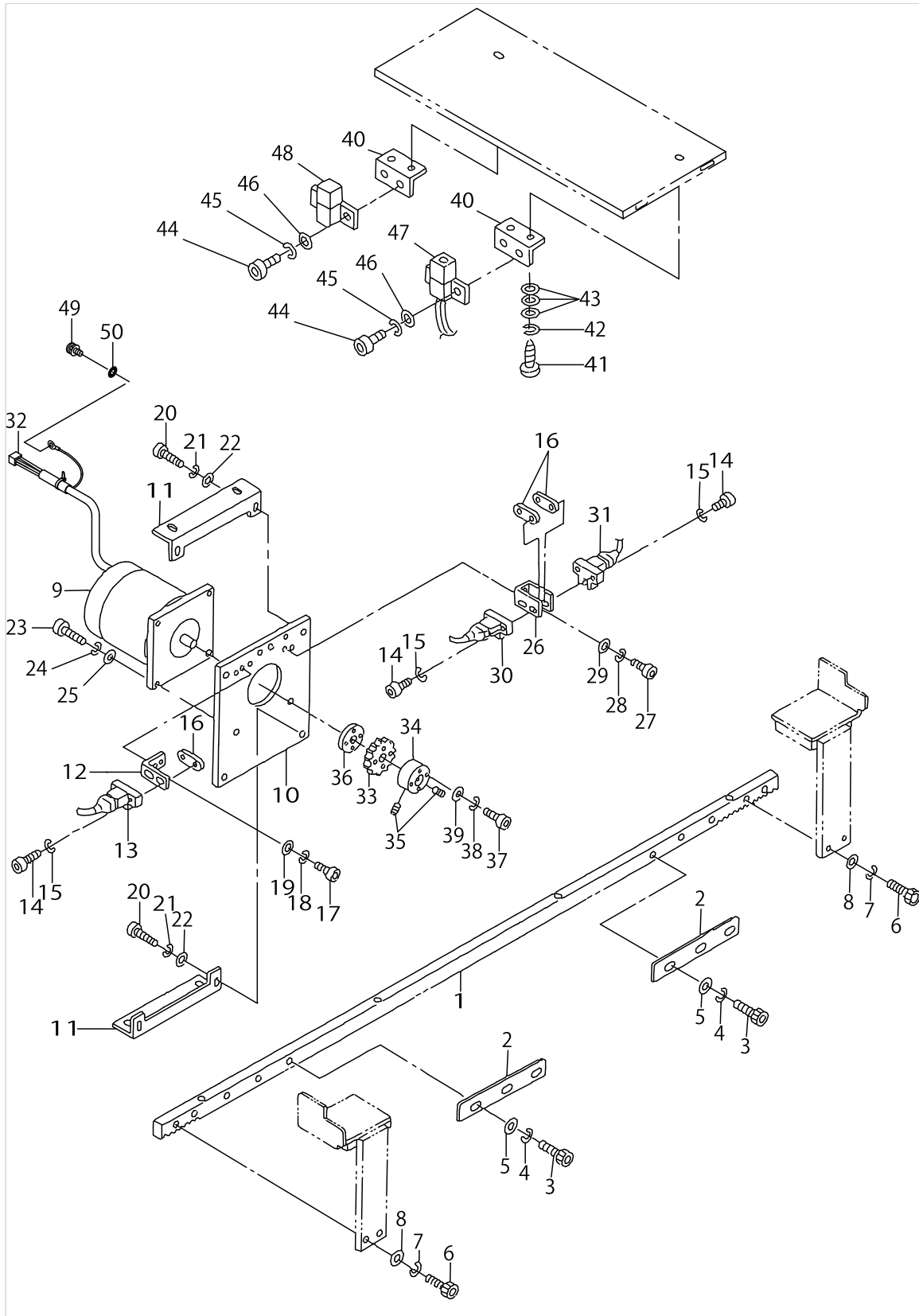
FEED MECHANISM DRIVE & SWITCH COMPONENTS



FEED MECHANISM DRIVE & SWITCH COMPONENTS

No.	Supply Code	Parts No.	Replacement	Parts name	Remarks	Choice	Step	Level	Cons	Qty	Rep. QTY
1		G5101164000		RACK						1	
2		G5102164000		ORIGINAL POINT SENSOR PLATE						2	
3		SM6040802TP		SCREW M4X0.7 L=8						6	
4		WS0410002KN		SPRING WASHER						6	
5		WP0430801SC		WASHER 4.3X9X0.8						6	
6		SM6062002TP		SCREW M6 L=20						4	
7		WS0610002KN		SPRING WASHER 6.1X12.2X1.5						4	
8		WP0641601SC		WASHER						4	
9		HM000570000		STEPPING MOTOR						1	
10		G5012164000		PM INSTALLING PLATE						1	
11		G5011164000		PM FIXED BASE						2	
12		G5013164000		SENSOR INSTALLING PLATE						1	
13		G61021640A0		SPEED TRANSMISS- ION SENSOR SW						1	
14		SM6031502TP		SCREW M3 X 15						6	
15		WS0310002KN		SPRING WASHER M3						6	
16		G5153171000		SENSOR PLATE						3	
17		SM6040802TP		SCREW M4X0.7 L=8						2	
18		WS0410002KN		SPRING WASHER						2	
19		WP0430801SC		WASHER 4.3X9X0.8						2	
20		SM6061202TP		SCREW M6 L=12						4	
21		WS0610002KN		SPRING WASHER 6.1X12.2X1.5						4	
22		WP0641601SC		WASHER						4	
23		SM6082502TN		BOLT						4	
24		WS0820002KN		SPRING WASHER M8						4	
25		WP0841601SC		WASHER 8.4X17.4X1.6						4	
26		G5014164000		SENSOR INSTALLING PLATE						1	
27		SM6040802TP		SCREW M4X0.7 L=8						2	
28		WS0410002KN		SPRING WASHER						2	
29		WP0430801SC		WASHER 4.3X9X0.8						2	
30	D	G61011640A0		HOME POSITION SE- NSOR SW ASM.						1	
31		G61031640A0		DISCRIMINATION SW ASM.						1	
32		G65021640A0		PULCE MOTOR CORD ASM.						1	
33		G5109171000		FEED BLOCK GEAR						1	
34		G5110171000		BOSS						1	
35		SM8060802TP		SCREW M6 L=8						2	
36	D	G5111171000		GEAR HOLDER						1	
37		SM6033052TP		SCREW						4	
38		WS0310002KN		SPRING WASHER M3						4	
39		WP0320501SC		WASHER M3						4	
40		G5019164000		SENSOR INSTALLING PLATE						2	
41		SK3311301SA		WOOD SCREW D=3.1 L=13						4	
42		WS0410002KN		SPRING WASHER						4	
43		WP0430801SC		WASHER 4.3X9X0.8						12	
44		SM6030802TP		SCREW M3X0.5 L=8						4	
45		WS0310002KN		SPRING WASHER M3						4	

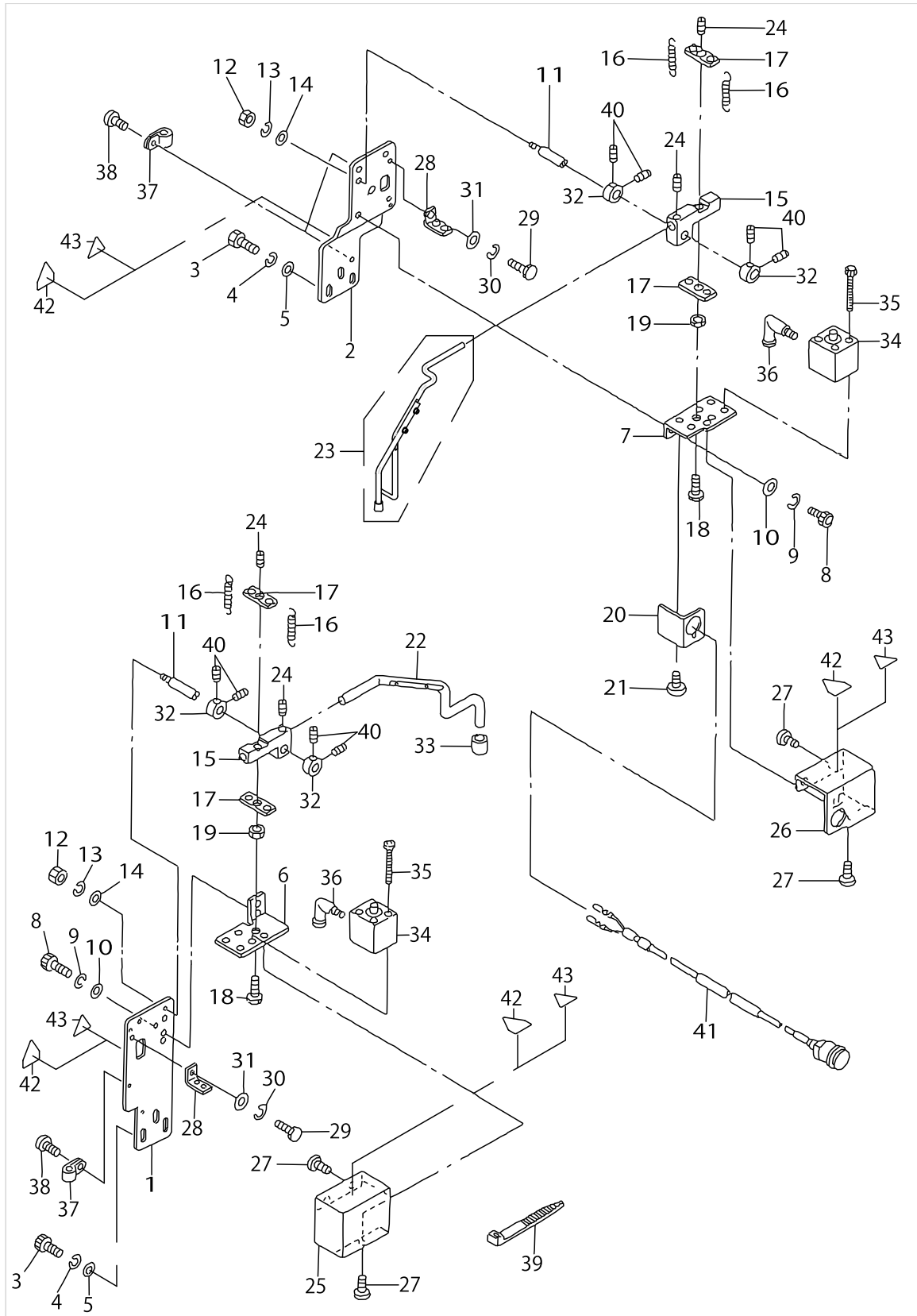
FEED MECHANISM DRIVE & SWITCH COMPONENTS



FEED MECHANISM DRIVE & SWITCH COMPONENTS

No.	Supply Code	Parts No.	Replacement	Parts name	Remarks	Choice	Step	Level	Cons	Qty	Rep. QTY
46		WP0320501SC		WASHER M3						4	
47		G61101640A0		CLOTH EDGE SENSOR 1 ASM.						1	
48		G61111640A0		CLOTH EDGE SENSOR 2 ASM.						1	
49		SL4041081SF		SCREW M4 L=10						1	
50		WT0430001KN		TOOTHED WASHER						1	

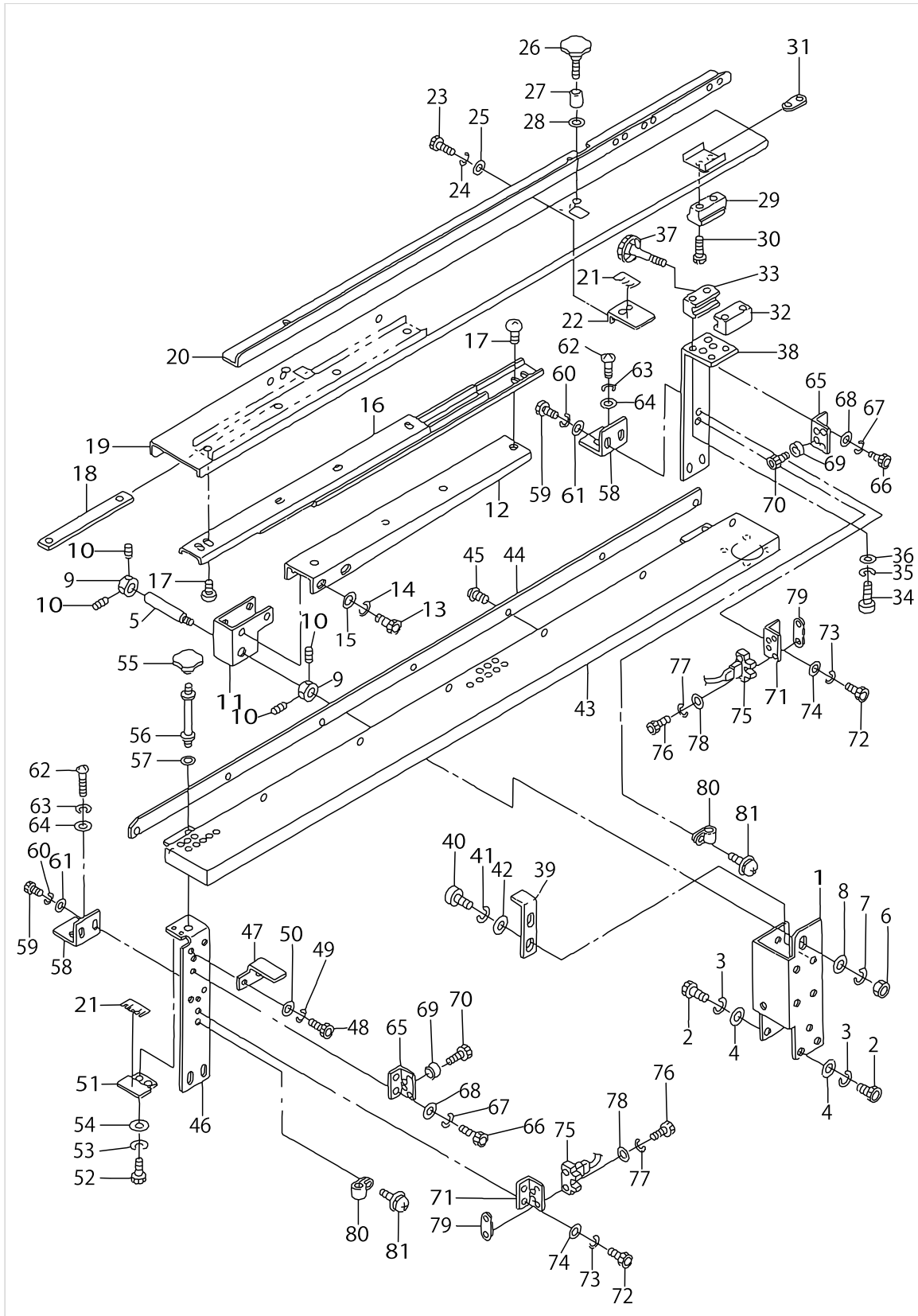
CLAMP ARM COMPONENTS



CLAMP ARM COMPONENTS

No.	Supply Code	Parts No.	Replacement	Parts name	Remarks	Choice	Step	Level	Cons	Qty	Rep. QTY
1		G5116164000		CLAMP PLATE, LEFT						1	
2	D	G5117164000A		CLAMPPLATE, RIGHT						1	
3		SM6061202TP		SCREW M6 L=12						6	
4		WS0610002KN		SPRING WASHER 6.1X12.2X1.5						6	
5		WP0641601SC		WASHER						6	
6		G5118164000		CLAMP CYLINDER PLATE, LEFT						1	
7	D	G5119164000		CLAMP CYLINDER PLATE, RIGHT						1	
8		SM6061202TP		SCREW M6 L=12						4	
9		WS0610002KN		SPRING WASHER 6.1X12.2X1.5						4	
10		WP0641601SC		WASHER						4	
11		G5124164000		CLAMP SHAFT						2	
12		NM6060001SC		NUT M6						2	
13		WS0610002KN		SPRING WASHER 6.1X12.2X1.5						2	
14		WP0641601SC		WASHER						2	
15		G5125164000		CLAMP HOLDER						2	
16		G5126164000		SPRING						4	
17	D	G5127164000		SPRING HOOK						4	
18		G5128164000		TENSION BOLT						2	
19		NM6060001SC		NUT M6						2	
20		G5129164000		SWITCH INSTALLING PLATE						1	
21		G5144162000		SCREW						2	
22		G5130164A00		CLAMP, LEFT						1	
23		G51311640A0		CLAMP FOOT ASM., RIGHT						1	
24		SM8040402TP		SCREW M4X0.7 L=4						4	
25		G5132164000		CLAMP COVER, LEFT						1	
26	D	G5133164000		CLAMP COVER, RIGHT						1	
27		G5144162000		SCREW						6	
28		B4131357000		NEEDLE GUARD AD- JUSTING GUIDE						2	
29		SM9041050SC		SCREW M4X0.7 L=10						2	
30		WS0410002KN		SPRING WASHER						2	
31		WP0430801SC		WASHER 4.3X9X0.8						2	
32	R	G2526270000	E4704172000	COLLAR						4	1.00
33		G5138161000		RUBBER CAP						1	
34		PA160100500		AIR CYLINDER						2	
35		SM6033052TP		SCREW						8	
36		PJ304040504		ELBOW UNION						2	
37		HX00150000A		CABLE CLAMP						4	
38		SM0040601SA		SCREW						4	
39		EA9500B0100		CABLE BAND						6	
40		SM8040402TP		SCREW M4X0.7 L=4						8	
41	D	G61121640A0		CLOTH PRESSER C- ANCELLATION SW						1	
42		CM3002000B2		LABEL(25).	FOR JAPAN					4	
43		CM300200003		ATTENTION LABEL	FOR JE					4	

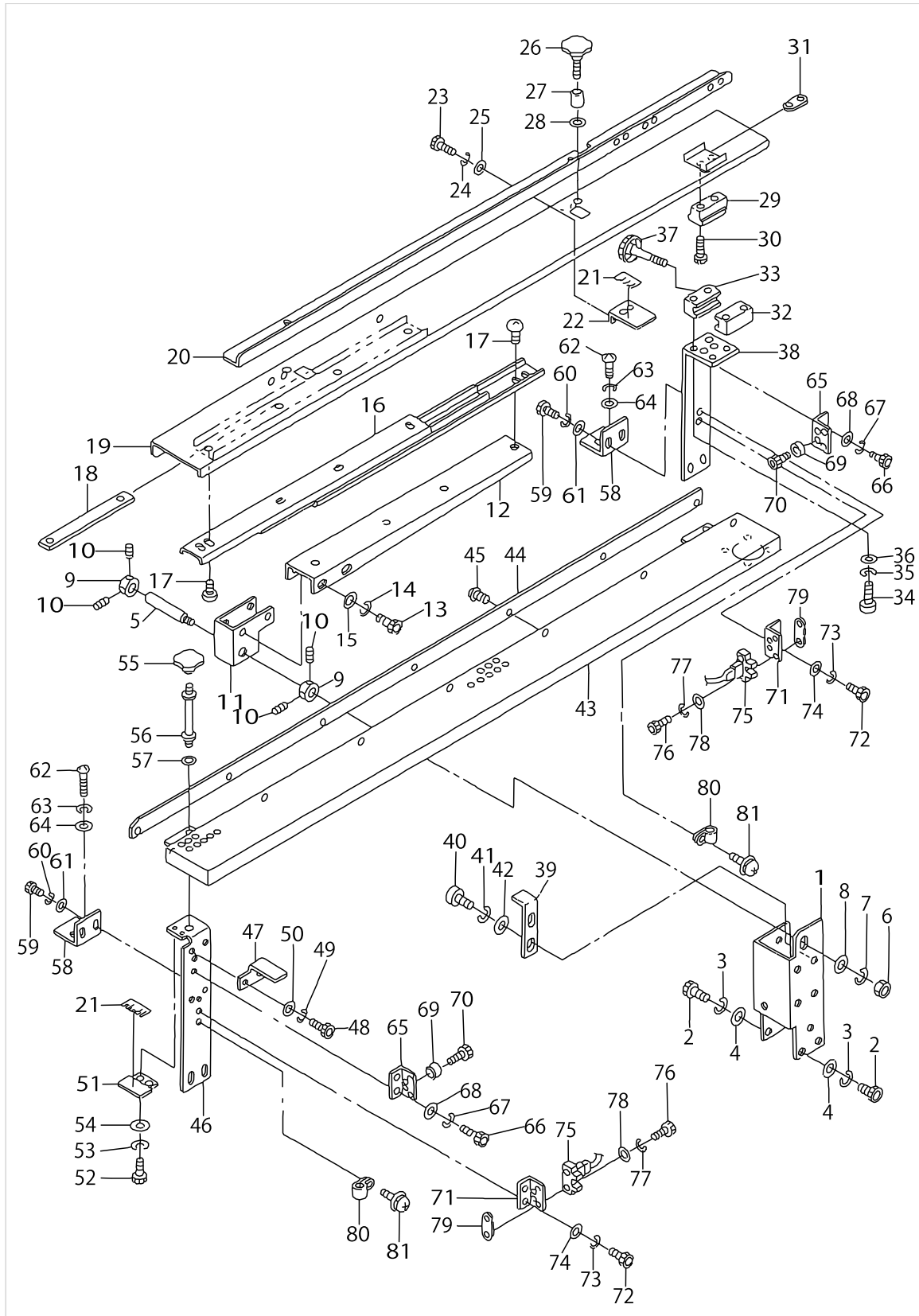
SET PLATE COMPONENTS



SET PLATE COMPONENTS

No.	Supply Code	Parts No.	Replacement	Parts name	Remarks	Choice	Step	Level	Cons	Qty	Rep. QTY
1		G5301164000		LEFT INSTALLING BASE						1	
2		SM6061202TP		SCREW M6 L=12						6	
3		WS0610002KN		SPRING WASHER 6.1X12.2X1.5						6	
4		WP0641601SC		WASHER						6	
5		G5302164000		TURNING SHAFT						1	
6		NM6080001SC		NUT M8X1.25						1	
7		WS0820002KN		SPRING WASHER M8						1	
8		WP0841601SC		WASHER 8.4X17.4X1.6						1	
9		G2543270000		SHAFT STOP COLLAR A						2	
10		SM8040402TP		SCREW M4X0.7 L=4						4	
11		G5303164000		RAIL INSTALLING P-LATE BRACKET						1	
12		G5304164000		RAIL INSTALLING PLATE						1	
13		SM6061202TP		SCREW M6 L=12						4	
14		WS0610002KN		SPRING WASHER 6.1X12.2X1.5						4	
15		WP0641601SC		WASHER						4	
16		G5305164000		SLIDER RAIL						1	
17		SM0040601SA		SCREW						8	
18		G5306164000		RAIL FIXED PLATE						2	
19		G5307164000		SET PLATE, LEFT						1	
20		G5308164000		GUIDE, LEFT						1	
21		G5309164000		SCALE						4	
22	D	G5310164000		SCALE PLATE, LEFT						2	
23		SM6040802TP		SCREW M4X0.7 L=8						4	
24		WS0410002KN		SPRING WASHER						4	
25		WP0430801SC		WASHER 4.3X9X0.8						4	
26		G5311164000		KNOB, MALE						2	
27		G5312164000		COLLAR						2	
28		WP0641601SC		WASHER						2	
29		G5315164000		BLOCK						1	
30		SM6042002TP		SCREW M4X0.7 L=20						2	
31		G5146171000		CLAMP FIXING PLATE						1	
32		G5313164000		BLOCK.A						1	
33		G5314164000		BLOCK B						1	
34		SM6041202TP		SCREW M4X0.7 L=12						4	
35		WS0410002KN		SPRING WASHER						4	
36		WP0430801SC		WASHER 4.3X9X0.8						4	
37		G5316164000		FIXED SCREW						1	
38		G5006164000		SET PLATE SUPPORT, LEFT						1	
39		G5332164000		STOPPER						1	
40		SM6061202TP		SCREW M6 L=12						2	
41		WS0610002KN		SPRING WASHER 6.1X12.2X1.5						2	
42		WP0641601SC		WASHER						2	
43	D	G5327164000		SET PLATE, RIGHT						1	
44	D	G5328164000		GUIDE, RIGHT						1	
45		SM0030601SA		SCREW M3X0.5 L=6						7	
46		G5007164000		SET PLATE SUPPORT, RIGHT						1	

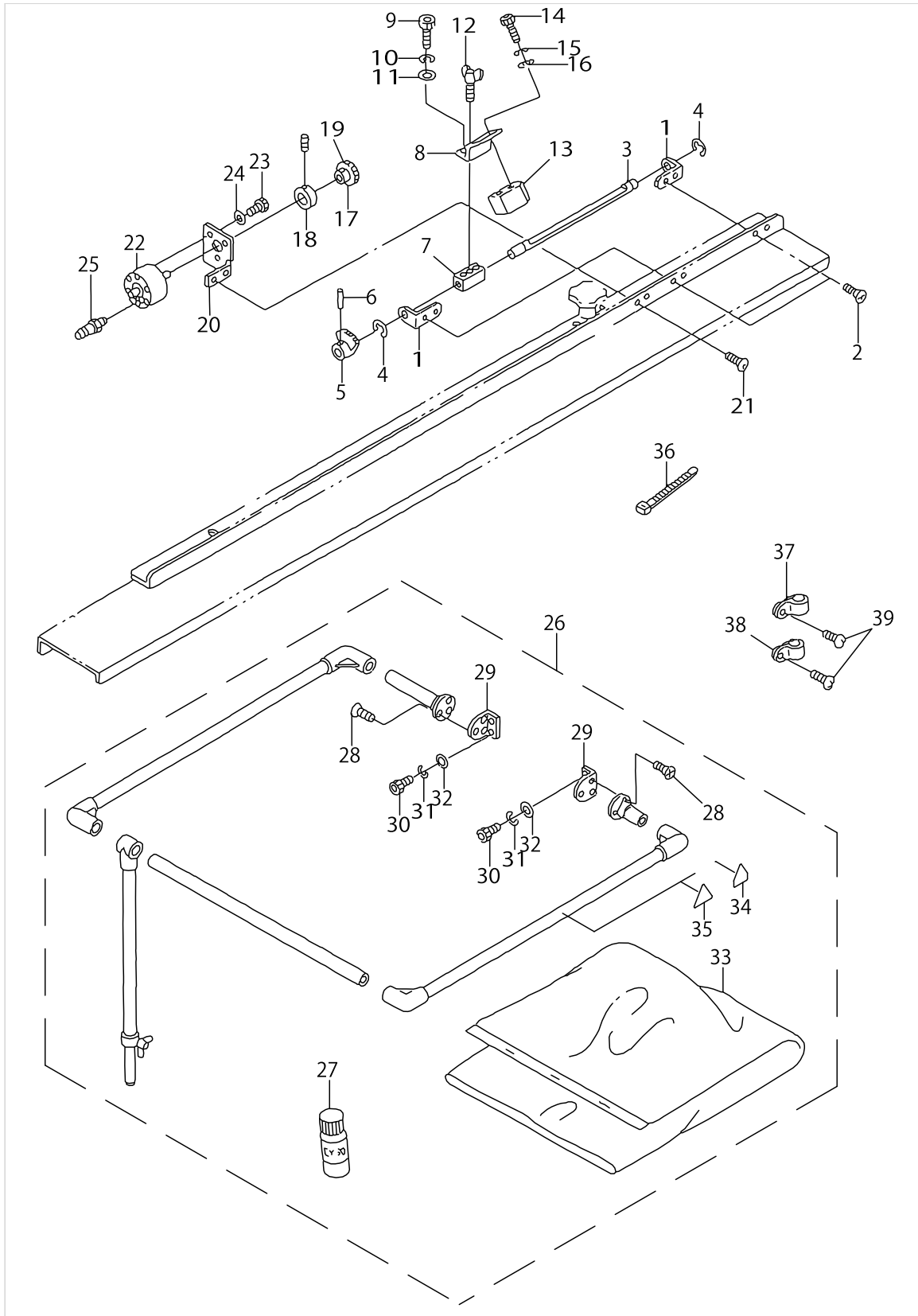
SET PLATE COMPONENTS



SET PLATE COMPONENTS

No.	Supply Code	Parts No.	Replacement	Parts name	Remarks	Choice	Step	Level	Cons	Qty	Rep. QTY
47	D	G5030164000		SUPPORT PLATE						1	
48		SM6061202TP		SCREW M6 L=12						2	
49		WS0610002KN		SPRING WASHER 6.1X12.2X1.5						2	
50		WP0641601SC		WASHER						2	
51	D	G5329164000		SCALE PLATE, RIGHT						2	
52		SM6040602TP		SCREW M4 L=6						4	
53		WS0410002KN		SPRING WASHER						4	
54		WP0430801SC		WASHER 4.3X9X0.8						4	
55		G5330164000		KNOB, FEMALE						2	
56	D	G5331164000		HANDLE EXTENSION						2	
57		WP0641601SC		WASHER						2	
58		G5403164000		FIXED PLATE						3	
59		SM6061002TP		SCREW M6 L=10						6	
60		WS0610002KN		SPRING WASHER 6.1X12.2X1.5						6	
61		WP0641601SC		WASHER						6	
62		SK3381601SC		WOOD SCREW D=3.8 L=16						6	
63		WS0410002KN		SPRING WASHER						6	
64		WP0430801SC		WASHER 4.3X9X0.8						6	
65		G5008164000		STOPPER						2	
66		SM6040802TP		SCREW M4X0.7 L=8						4	
67		WS0410002KN		SPRING WASHER						4	
68		WP0430801SC		WASHER 4.3X9X0.8						4	
69		G5384171000		RUBBER FOOT						2	
70		SM6031002TP		HEXAGONAL BOLT M3 X 10						2	
71		G5008164000		STOPPER						2	
72		SM6040802TP		SCREW M4X0.7 L=8						4	
73		WS0410002KN		SPRING WASHER						4	
74		WP0430801SC		WASHER 4.3X9X0.8						4	
75		G61051640A0		PRESSER POSITION SW ASM.						2	
76		SM6031502TP		SCREW M3 X 15						4	
77		WS0310002KN		SPRING WASHER M3						4	
78		WP0320501SC		WASHER M3						4	
79		G5153171000		SENSOR PLATE						2	
80		HX001500000		CLIP						2	
81		SL4041081SF		SCREW M4 L=10						2	

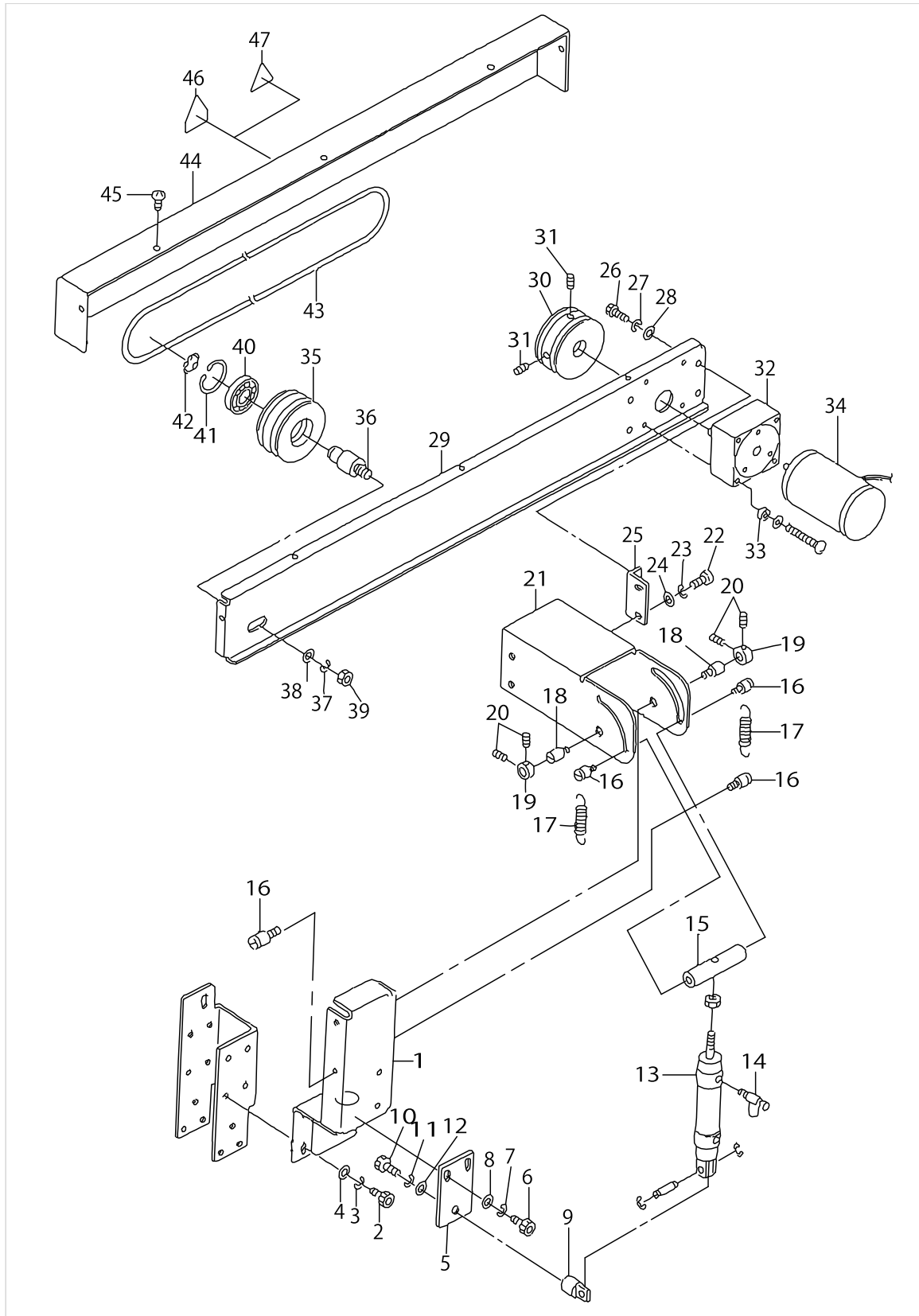
GAUGE & STACKER GUARD COMPONENTS



GAUGE & STACKER GUARD COMPONENTS

No.	Supply Code	Parts No.	Replacement	Parts name	Remarks	Choice	Step	Level	Cons	Qty	Rep. QTY
1		G5317164000		BRACKET						2	
2		SM1030601SC		SCREW M3 L=6						4	
3		G5318164000		GAUGE SHAFT						1	
4		RE0400000K0		E-RING 4						2	
5		G5321164000		GAUGEDRIVEN GEAR						1	
6		PS0160122KH		SPRING PIN 1.6X12						1	
7		G5323164000		GAUGE BLOCK						1	
8	D	G5324164000		GAUGE INSTALLING PLATE						1	
9		SM6040602TP		SCREW M4 L=6						2	
10		WS0410002KN		SPRING WASHER						2	
11		WP0430801SC		WASHER 4.3X9X0.8						2	
12		G5326164000		SCREW						1	
13		G5325164000		GAUGE (FOR MAN)						1	
14		SM6031202TP		SCREW M3X0.5 L=12						2	
15		WS0310002KN		SPRING WASHER M3						2	
16		WP0320501SC		WASHER M3						2	
17	D	G5319164000		GEAR						1	
18	D	G5320164000		RETAINING RING						1	
19		SM8030502TP		SCREW M3 L=5						1	
20	D	G5322164000		INSTALLING PLATE						1	
21		SM1030601SC		SCREW M3 L=6						2	
22		PA800012000		AIR CYLINDER						1	
23		SM6030602TP		SCREW M3X0.5 L=6						3	
24		WP0320501SC		WASHER M3						3	
25		PJ210304010		HALF UNION						2	
26	D	G52401640A0		STACKER GUARD ASM.						1	
27		G5242164000		PIPE ADHESIVE CEMENT				*		1	
28		SM1030801SC		SCREW M3 L=8				*		6	
29		G5243164000		PIPE SUPPORT				*		2	
30		SM6050802TP		SCREW M5X0.8 L=8				*		4	
31		WS0510002KN		SPRING WASHER				*		4	
32		WP0531001SC		WASHER				*		4	
33		GSS29212000		VINYL BAG				*		1	
34		CM3002000B1		LABEL(16)	FOR JAPAN			*		1	
35		CM300200003		ATTENTION LABEL	FOR JE			*		1	
36		EA9500B0100		CABLE BAND						3	
37		HX00150000F		CABLE CLIP						1	
38		HX00150000A		CABLE CLAMP						1	
39		SL4041081SF		SCREW M4 L=10						2	

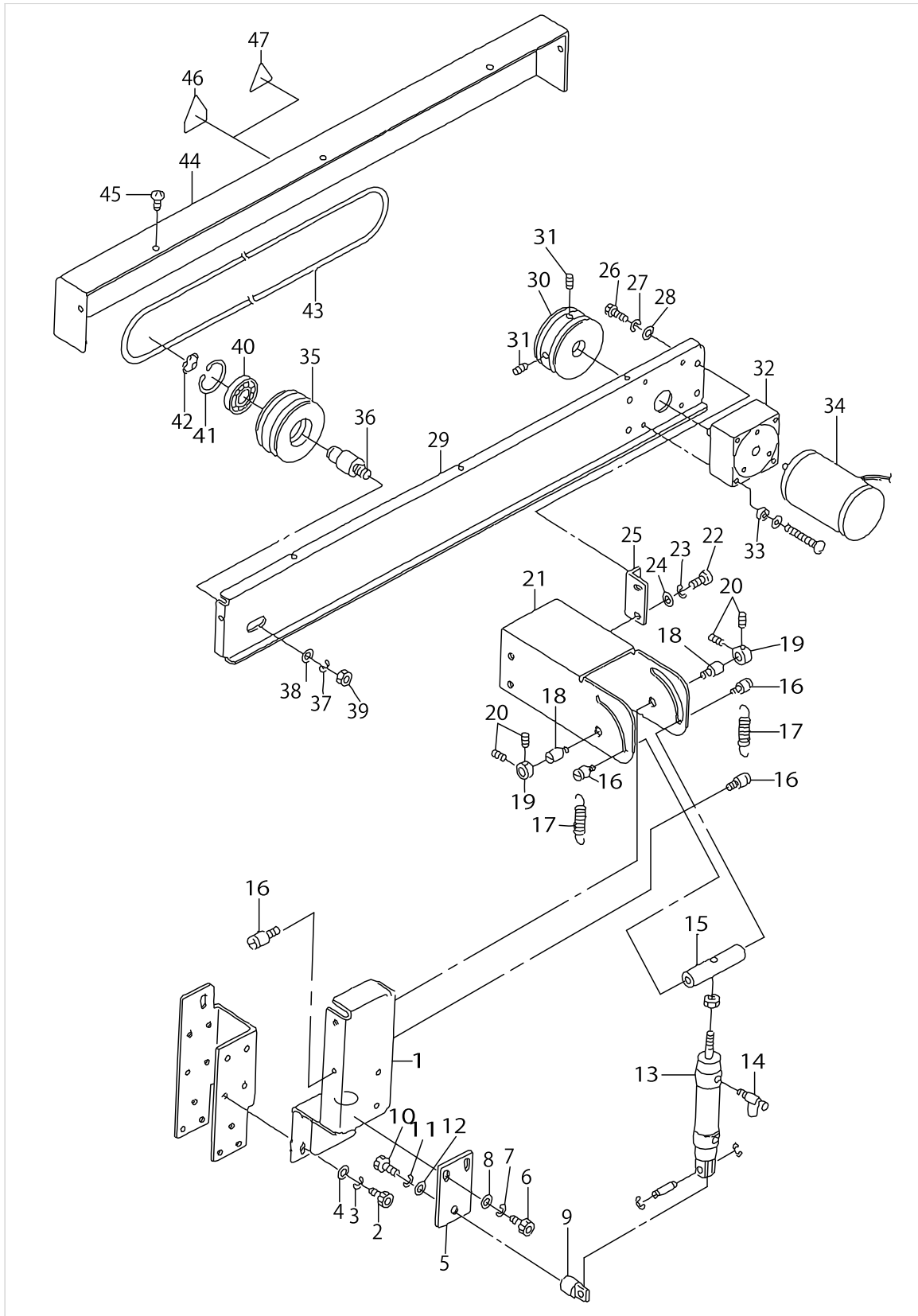
CONVEYOR COMPONENTS



CONVEYOR COMPONENTS

No.	Supply Code	Parts No.	Replacement	Parts name	Remarks	Choice	Step	Level	Cons	Qty	Rep. QTY
1	D	G5222164000		MOTOR BRACKET SUPPORT						1	
2		SM6061202TP		SCREW M6 L=12						4	
3		WS0610002KN		SPRING WASHER 6.1X12.2X1.5						4	
4		WP0641601SC		WASHER						4	
5		G5223164000		INSTALLING PLATE						1	
6		SM6061202TP		SCREW M6 L=12						2	
7		WS0610002KN		SPRING WASHER 6.1X12.2X1.5						2	
8		WP0641601SC		WASHER						2	
9		PX500017000		KNUCKLE JOINT						1	
10		SM6082002TN		SCREW M8 L=20						1	
11		WS0820002KN		SPRING WASHER M8						1	
12		WP0841601SC		WASHER 8.4X17.4X1.6						1	
13		PA2002513A0		AIR CYLINDER						1	
14		PC015108000		SPEED CONTROLLER						1	
15		G5221164000		KNOB						1	
16		B3410771000		SUSPENSION SCREW(A)						4	
17		B2710771000		SPRING						2	
18		G5225164000		STUD						2	
19	R	G2526270000	E4704172000	COLLAR						2	1.00
20		SM8040402TP		SCREW M4X0.7 L=4						4	
21		G5226164000		MOTOR BRACKET						1	
22		SM6061202TP		SCREW M6 L=12						4	
23		WS0610002KN		SPRING WASHER 6.1X12.2X1.5						4	
24		WP0641601SC		WASHER						4	
25		G5227164000		INSTALLING PLATE						2	
26		SM6061202TP		SCREW M6 L=12						4	
27		WS0610002KN		SPRING WASHER 6.1X12.2X1.5						4	
28		WP0641601SC		WASHER						4	
29		G5228164000		CONVEYER FRAME						1	
30		G5229164000		DRIVE PULLEY						1	
31		SM8040602TP		SCREW M4X0.7 L=6						2	
32		HM000770010		GEAR HEAD						1	
33		B1513210000		CLOTH PRESSER M-AGNET SPACER						4	
34	D	G62011640A0		CONVEYER MOTOR ASM.						1	
35	D	G5230164000		IDLER PULLEY						1	
36		G5231164000		IDLERPULLEY SHAFT						1	
37		WS1020002KN		SPRING WASHER M10						1	
38		WP1052001SC		WASHER 10,5X21X2						1	
39		NM6100001SC		NUT M10X1.5						1	
40		SB115000200		BEARING						1	
41		RC3500002KP		RETAINING RING 35						1	
42		RC0150001KP		RETAINING RING 13.8						1	
43		G5232164000		CONVEYER BELT						2	
44		G5233164000		CONVEYER COVER						1	
45		SM0040601SA		SCREW						5	
46		CM3002000B2		LABEL(25).	FOR JAPAN					1	

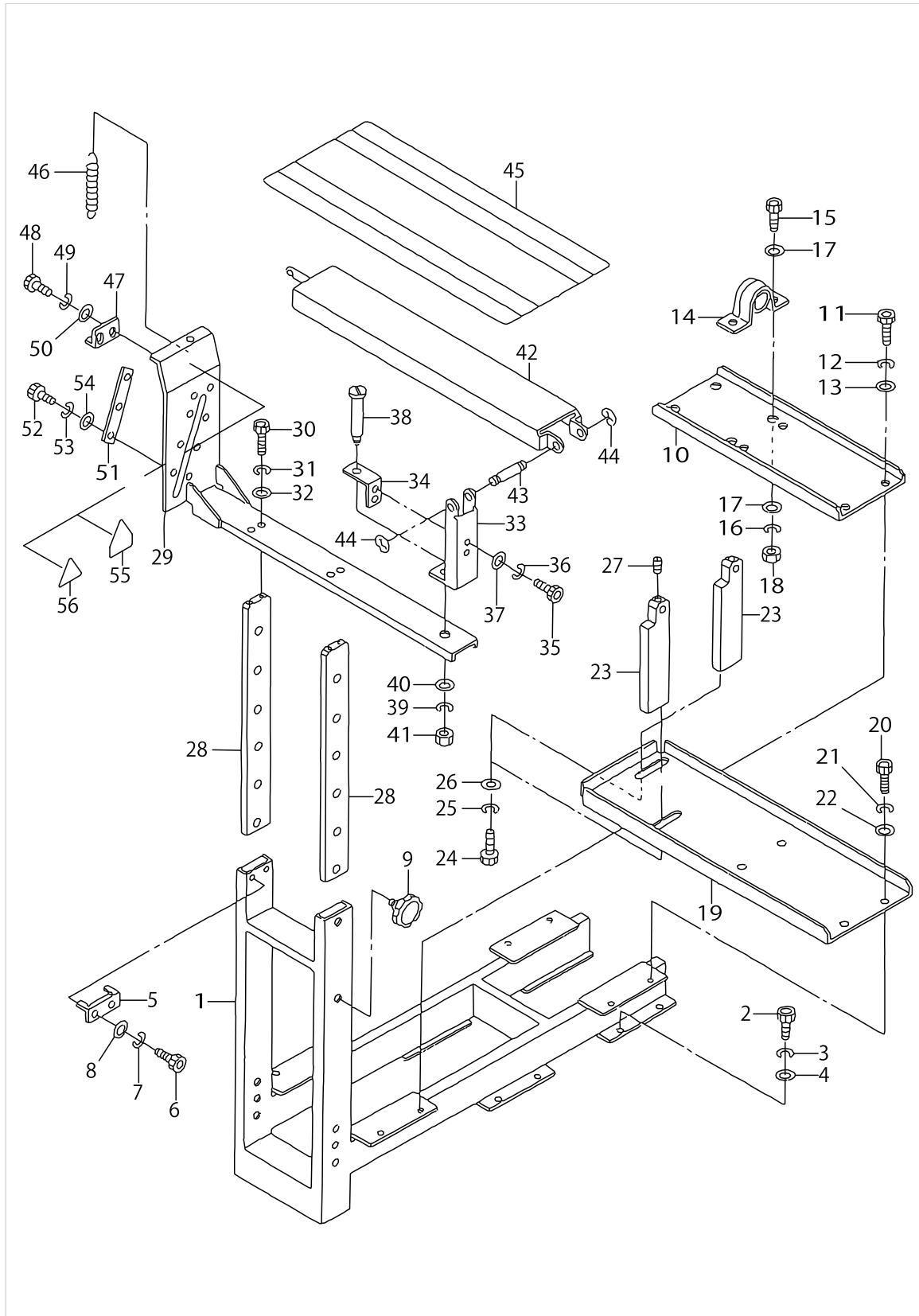
CONVEYOR COMPONENTS



CONVEYOR COMPONENTS

No.	Supply Code	Parts No.	Replacement	Parts name	Remarks	Choice	Step	Level	Cons	Qty	Rep. QTY
47		CM300200003		ATTENTION LABEL	FOR JE					1	

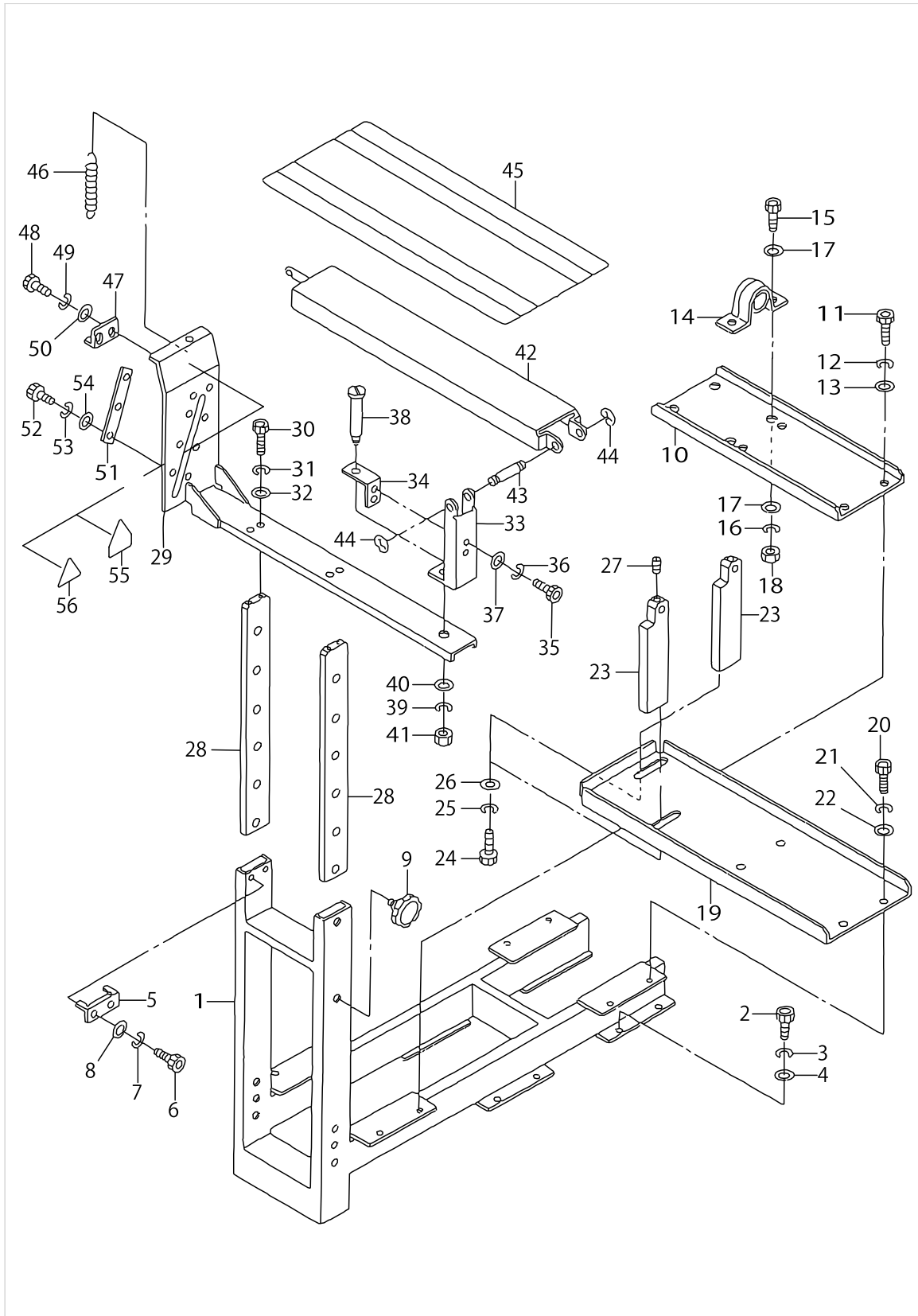
STACKER COMPONENTS



STACKER COMPONENTS

No.	Supply Code	Parts No.	Replacement	Parts name	Remarks	Choice	Step	Level	Cons	Qty	Rep. QTY
1		G5201164000		STACKER BASE						1	
2		SM6061202TP		SCREW M6 L=12						4	
3		WS0610002KN		SPRING WASHER 6.1X12.2X1.5						4	
4		WP0641601SC		WASHER						4	
5		G5210164000		SUPPORT PLATE						2	
6		SM6030602TP		SCREW M3X0.5 L=6						4	
7		WS0310002KN		SPRING WASHER M3						4	
8		WP0320501SC		WASHER M3						4	
9		G5220164000		KNOB						2	
10		G5202164000		PILLOW INSTALLING PLATE						1	
11		SM6061202TP		SCREW M6 L=12						4	
12		WS0610002KN		SPRING WASHER 6.1X12.2X1.5						4	
13		WP0641601SC		WASHER						4	
14		G5219164000		SWITCH INSTALLING PLATE						2	
15		SM6082002TN		SCREW M8 L=20						4	
16		WS0820002KN		SPRING WASHER M8						4	
17		WP0841601SC		WASHER 8.4X17.4X1.6						8	
18		NM6080001SC		NUT M8X1.25						4	
19		G5203164000		CYLINDER HOLDER BASE						1	
20		SM6061202TP		SCREW M6 L=12						4	
21		WS0610002KN		SPRING WASHER 6.1X12.2X1.5						4	
22		WP0641601SC		WASHER						4	
23		G5217164000		CYLINDER MOUNT PLATE						2	
24		SM6061602TP		SCREW M6 L=16						4	
25		WS0610002KN		SPRING WASHER 6.1X12.2X1.5						4	
26		WP0641601SC		WASHER						4	
27		SM8040402TP		SCREW M4X0.7 L=4						2	
28		G5209164000		ADJUSTING PLATE						2	
29		G5211164000		SUPPORT						1	
30		SM6041202TP		SCREW M4X0.7 L=12						4	
31		WS0410002KN		SPRING WASHER						4	
32		WP0430801SC		WASHER 4.3X9X0.8						4	
33		G5212164000		FULCRUM PLATE						1	
34		G5234164000		PIN SUPPORT						1	
35		SM6040802TP		SCREW M4X0.7 L=8						2	
36		WS0410002KN		SPRING WASHER						2	
37		WP0430801SC		WASHER 4.3X9X0.8						2	
38		B8170220000		BED FIXED SCREW						1	
39		WS0820002KN		SPRING WASHER M8						1	
40		WP0841601SC		WASHER 8.4X17.4X1.6						1	
41		NM6080001SC		NUT M8X1.25						1	
42	D	G5213164000		CLOTH STACKER						1	
43	R	13518105	26223701	LIFTING LEVER SHAFT						1	1.00
44		RE0700000K0		E-RING 7						2	
45		G5022164000		CUSHION						1	
46		G5214164000		SPRING						1	

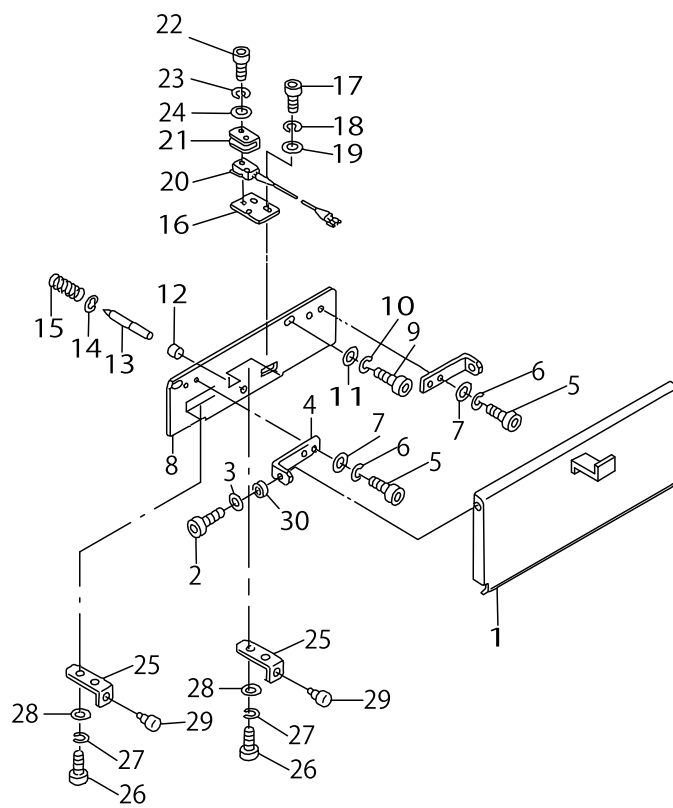
STACKER COMPONENTS



STACKER COMPONENTS

No.	Supply Code	Parts No.	Replacement	Parts name	Remarks	Choice	Step	Level	Cons	Qty	Rep. QTY
47		G5215164000		FIXED PLATE						1	
48		SM6030602TP		SCREW M3X0.5 L=6						2	
49		WS0310002KN		SPRING WASHER M3						2	
50		WP0320501SC		WASHER M3						2	
51		G5235164000		SLIDER						2	
52		SM6030802TP		SCREW M3X0.5 L=8						6	
53		WS0310002KN		SPRING WASHER M3						6	
54		WP0320501SC		WASHER M3						6	
55		CM3002000B1		LABEL(16)	FOR JAPAN					1	
56		CM300200003		ATTENTION LABEL	FOR JE					1	

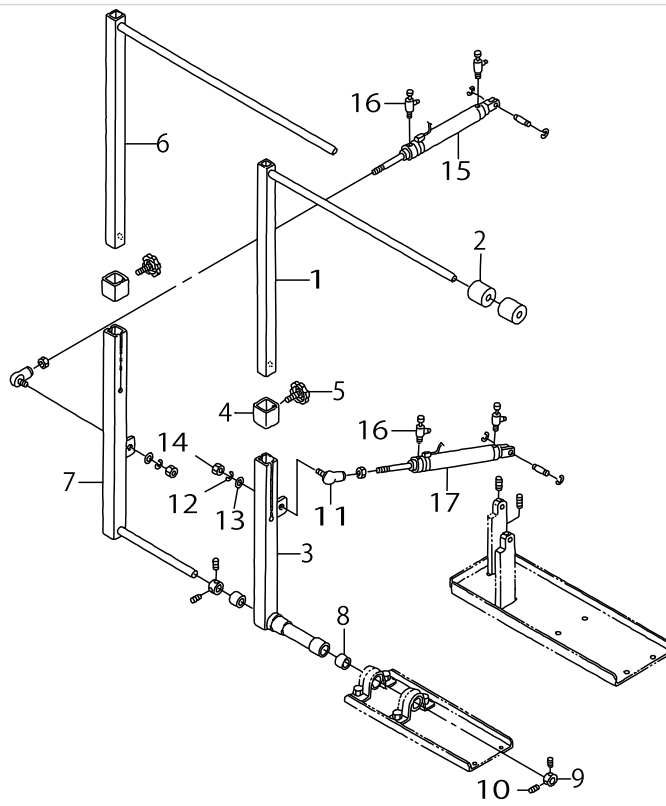
COVER & KNEE SWITCH COMPONENTS



COVER & KNEE SWITCH COMPONENTS

No.	Supply Code	Parts No.	Replacement	Parts name	Remarks	Choice	Step	Level	Cons	Qty	Rep. QTY
1		G5025164000		START SWITCH PLATE						1	
2		SM6061202TP		SCREW M6 L=12						2	
3		WP0641601SC		WASHER						2	
4		G5027164000		START SWITCH SHAFT PLATE						2	
5		SM6040802TP		SCREW M4X0.7 L=8						4	
6		WS0410002KN		SPRING WASHER						4	
7		WP0430801SC		WASHER 4.3X9X0.8						4	
8		G5024164000		INSTALLING PLATE						1	
9		SM6061202TP		SCREW M6 L=12						2	
10		WS0610002KN		SPRING WASHER 6.1X12.2X1.5						2	
11		WP0641601SC		WASHER						2	
12		G5138161000		RUBBER CAP						1	
13	D	G5026164000		START SWITCH ROD						1	
14		RE0400000K0		E-RING 4						1	
15		G5019171000		SPRING						1	
16	D	G5020171000		SWITCH HOLDER						1	
17		SM6040802TP		SCREW M4X0.7 L=8						2	
18		WS0410002KN		SPRING WASHER						2	
19		WP0430801SC		WASHER 4.3X9X0.8						2	
20		G61041640A0		START SW ASM.						1	
21		MA011602N00		MICRO-SWITCH COVER						1	
22		SM6031602TP		SCREW						2	
23		WS0310002KN		SPRING WASHER M3						2	
24		WP0320501SC		WASHER M3						2	
25		G5009162000		STOPPER PLATE						2	
26		SM6040802TP		SCREW M4X0.7 L=8						4	
27		WS0410002KN		SPRING WASHER						4	
28		WP0430801SC		WASHER 4.3X9X0.8						4	
29		G5021171000		RUBBER CUSHION						2	
30		B2544280000		WASHER, FOR WORK CLAMP FOOT HO						2	

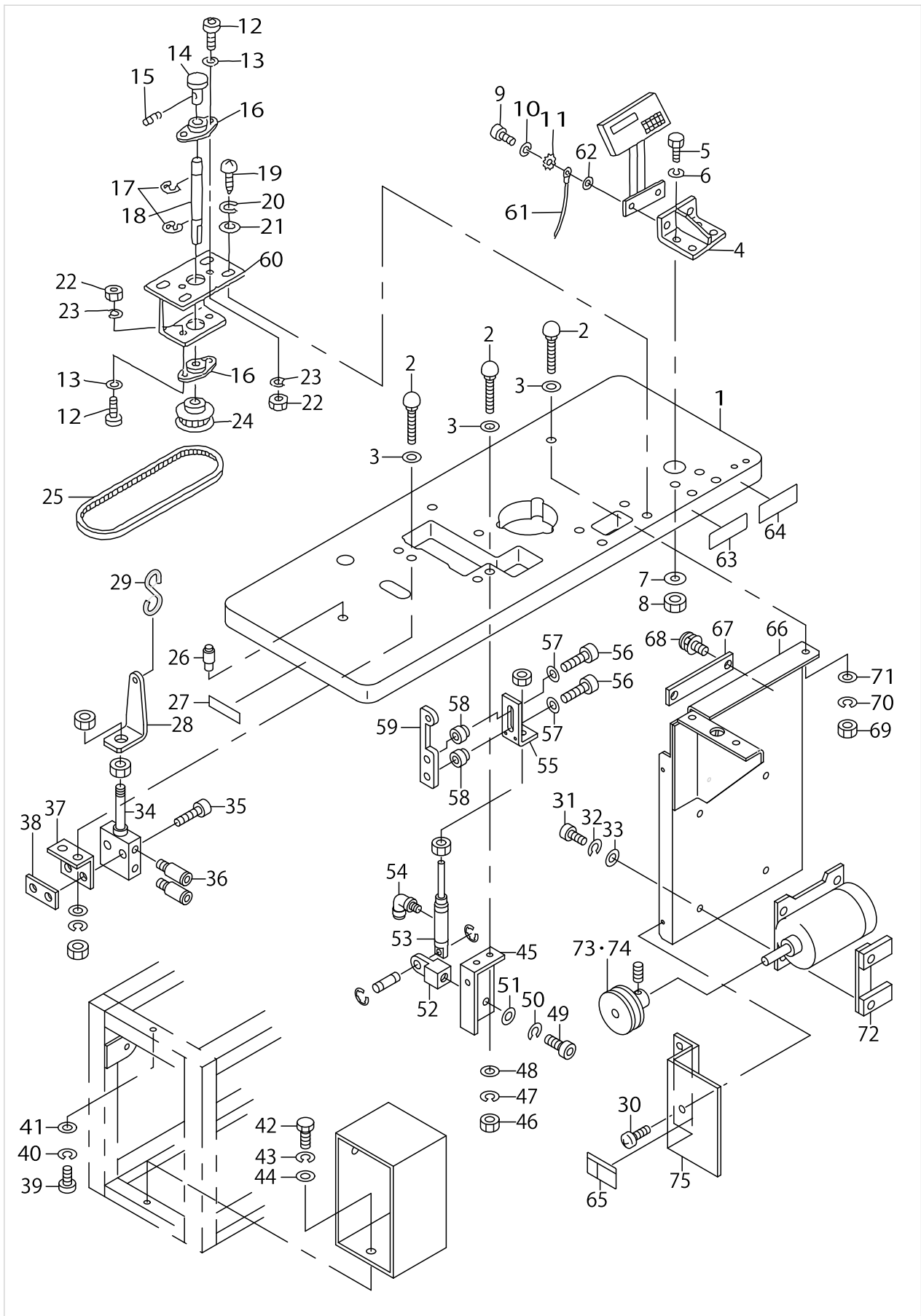
STACKER CYLINDER COMPONENTS



STACKER CYLINDER COMPONENTS

No.	Supply Code	Parts No.	Replacement	Parts name	Remarks	Choice	Step	Level	Cons	Qty	Rep. QTY
1		G5204164000		CLOTH PRESSER						1	
2		G5216164000		STACKER RING						5	
3		G5205164000		CLOTH PRESSER						1	
4		G5208164000		BAR LOCKER						2	
5		G5221164000		KNOB						2	
6		G5206164000		CLOTH PAYMENT						1	
7	D	G5207164000		CLOTH PAYMENT						1	
8		G5218164000		BEARING						2	
9		G2543270000		SHAFT STOP COLLAR A						2	
10		SM8040402TP		SCREW M4X0.7 L=4						4	
11		G5204171000		LINK BOLL						2	
12		WS0820002KN		SPRING WASHER M8						2	
13		WP0841601SC		WASHER 8.4X17.4X1.6						2	
14		NM6080003SC		NUT M8						2	
15		G61081640A0		CLOTH SWEEPING CYLINDER ASM.						1	
16		PC015108000		SPEED CONTROLLER						4	
17		G61091640A0		CLOTH PRESSER CYLINDER ASM.						1	

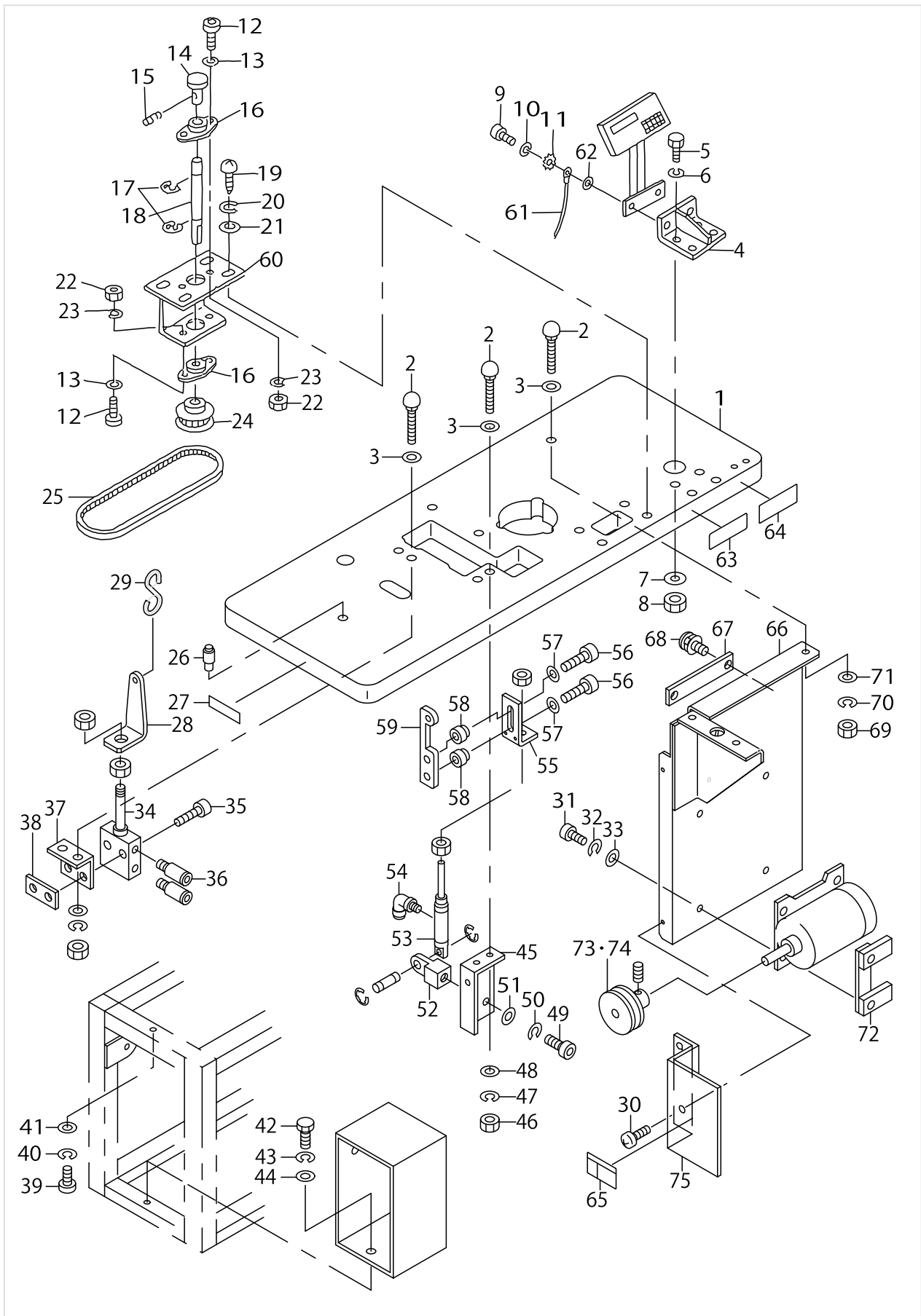
MACHINABLE COMPONENTS



MACHINETABLE COMPONENTS

No.	Supply Code	Parts No.	Replacement	Parts name	Remarks	Choice	Step	Level	Cons	Qty	Rep. QTY
1	D	G5402164000		MACHINE TABLE						1	
2		MTJMS000060		BOLT						7	
3		WP0850002SP		WASHER 8.5X18X1.6						7	
4		G5406164000		OPERATION PANEL BRACKET						1	
5		SM9066503SC		SCREW M6 L=65						4	
6		WS0610002KN		SPRING WASHER 6.1X12.2X1.5						4	
7		WP0641601SC		WASHER						4	
8		NM6060001SC		NUT M6						4	
9		SM6061202TN		BOLT						2	
10		WS0610002KN		SPRING WASHER 6.1X12.2X1.5						2	
11		WT0640001KN		TOOTH WASHER						2	
12		SM6051202TP		SCREW M5X0.8 L=12						4	
13		WP0531001SC		WASHER						4	
14		16561904		MOTOR KNOB						1	
15		SM8050602TP		SCREW M5 L=6						1	
16		G5420164000		FLANGE						2	
17		RE0600000K0		E-RING 6						2	
18	D	G5419164000		SHAFT						1	
19	D	SK3381301SC		WOOD SCREW						4	
20		WS0410002KN		SPRING WASHER						4	
21		WP0430801SC		WASHER 4.3X9X0.8						4	
22		NM6050001SC		NUT M5						4	
23		WS0510002KN		SPRING WASHER						4	
24		G5418164000		SULLEY						2	
25		G5421164000		ROTATION BELT						1	
26	D	B82133720A0A		HEAD SUPPORT BAR ASM.						1	
27	D	G5042164000		NAME PLATE						1	
28		G5409164000		LEVER						1	
29	R	B8133019000	13160304	S SHAPED HOOK						1	1.00
30		SM0040601SA		SCREW						2	
31		SM6061602TP		SCREW M6 L=16						4	
32		WS0610002KN		SPRING WASHER 6.1X12.2X1.5						4	
33		WP0641601SC		WASHER						4	
34		PA2502002A0		CYLINDER						1	
35		SM6053002TP		SCREW M5X0.8 L=30						2	
36		PJ301060503		HALF UNION						2	
37	D	G5407164000		CYLINDER BRACKET						1	
38	D	G5408164000		NUT						1	
39		SM6082002TN		SCREW M8 L=20						1	
40		WS0820002KN		SPRING WASHER M8						1	
41		WP0841601SC		WASHER 8.4X17.4X1.6						1	
42		SM9082003SC		SCREW M8 L=20						3	
43		WS0820002KN		SPRING WASHER M8						3	
44		WP0841601SC		WASHER 8.4X17.4X1.6						3	
45	D	G5410164000		CYLINDER BRACKET						1	
46		NM6060001SC		NUT M6						2	

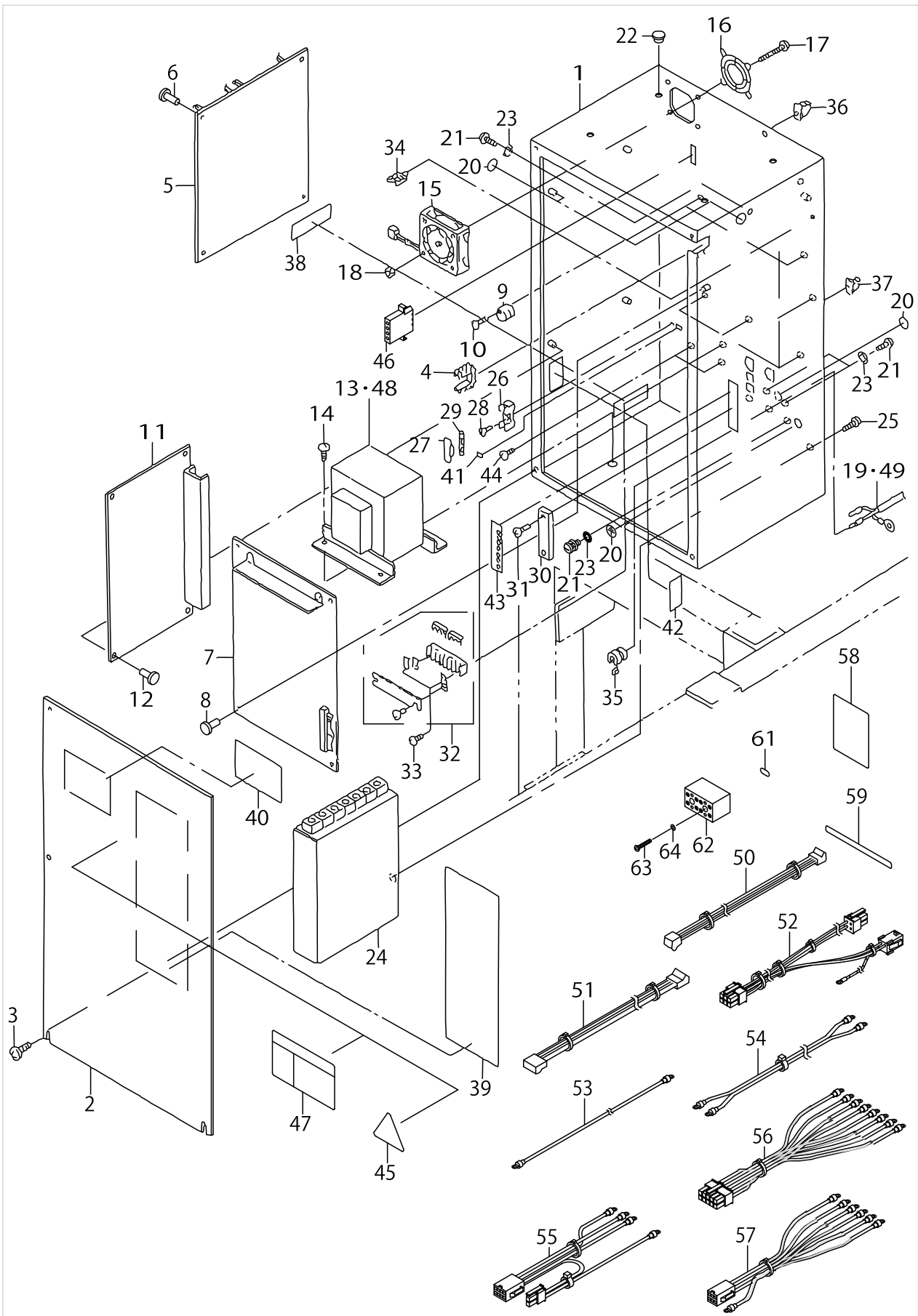
MACHINABLE COMPONENTS



MACHINETABLE COMPONENTS

No.	Supply Code	Parts No.	Replacement	Parts name	Remarks	Choice	Step	Level	Cons	Qty	Rep. QTY
47		WS0610002KN		SPRING WASHER 6.1X12.2X1.5						2	
48		WP0641601SC		WASHER						2	
49		SM6051202TP		SCREW M5X0.8 L=12						1	
50		WS0510002KN		SPRING WASHER						1	
51		WP0531001SC		WASHER						1	
52		PX500018000		KNUCKLE JOINT						1	
53		PA1601510A0		AIR CYLINDER						1	
54		PJ304040504		ELBOW UNION						1	
55		G5412164000		WORKING PLATE						1	
56		SM6041202TP		SCREW M4X0.7 L=12						2	
57		WP0430801SC		WASHER 4.3X9X0.8						2	
58		G5416164000		SLIDE HOLDER						2	
59		G5411164000		LINK						1	
60		G5417164000		BRACKET						1	
61	D	G67041640A0		EARTH CORD ASM.						2	
62		WP0641601SC		WASHER						2	
63		CM500100001		CE MARKING LABEL	FOR JE					1	
64		CM500000001		POWER SOURCE INDICATION LABEL	FOR JE					1	
65		CM300600101		LABEL, (SMALL).	FOR JAPAN					1	
66		G5404164000		MOTOR BRACKET						1	
67		HK044350120		TERMINAL						1	
68		SL4030881SF		SCREW						2	
69		NM6060001SC		NUT M6						3	
70		WS0610002KN		SPRING WASHER 6.1X12.2X1.5						3	
71		WP0641601SC		WASHER						3	
72		G5405164000		MOTOR FIXED PLATE						2	
73		B7101373N00		MOTOR PULLY (50HZ 1500SPM)	SELECTIVE PART					1	
74		B7102373N00		MOTOR PULLY (60HZ 1500SPM)	SELECTIVE PART					1	
75		G5422164000		PULLEY COVER						1	

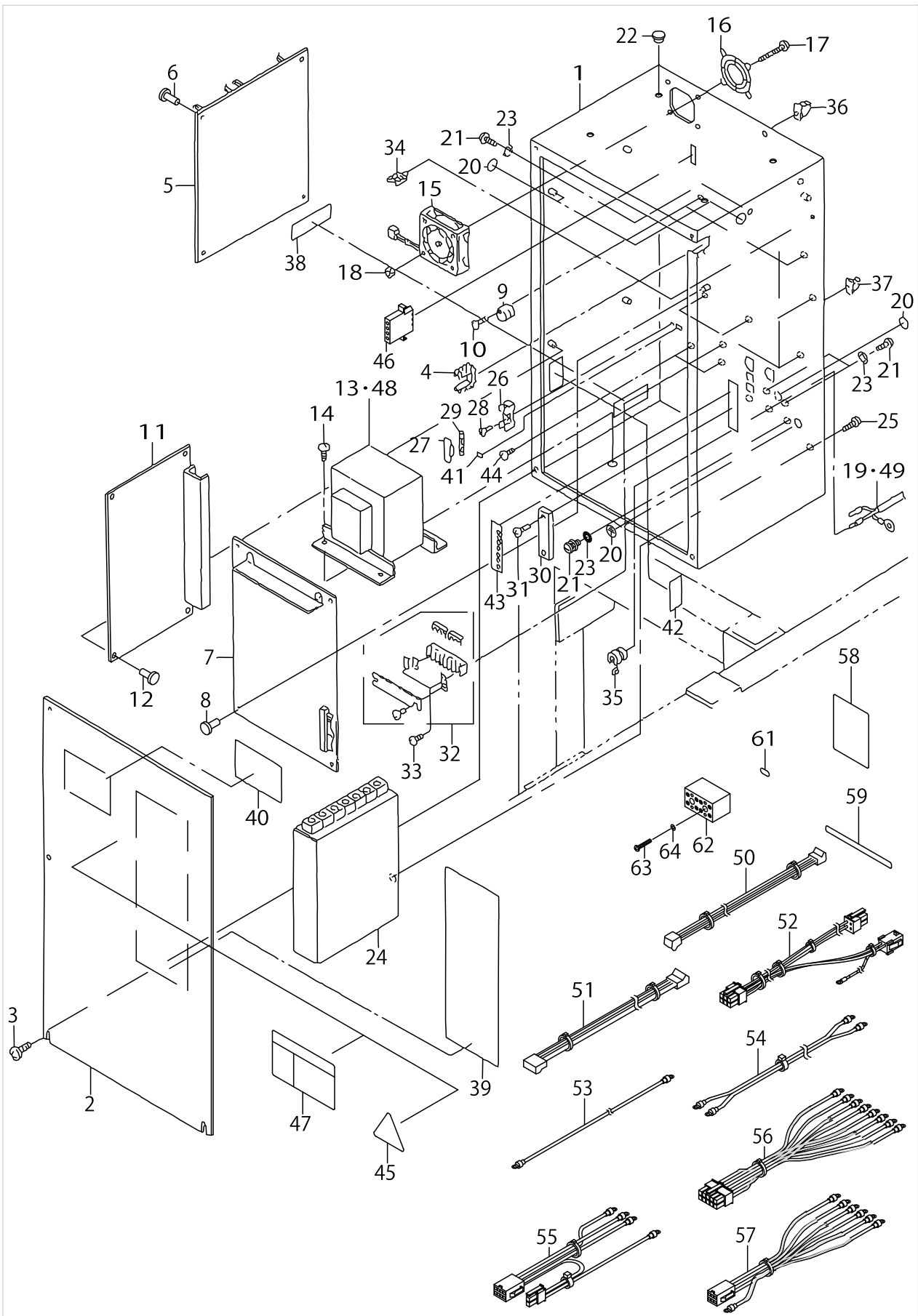
CONTROL BOX COMPONENTS



CONTROL BOX COMPONENTS

No.	Supply Code	Parts No.	Replacement	Parts name	Remarks	Choice	Step	Level	Cons	Qty	Rep. QTY
1		M1001544000A		CONTROL BOX FRAME						1	
2		M10025440A0		FRAME CONTROL BOX COVER ASM.						1	
3		SM0040601SA		SCREW						6	
4		M1004540000		FREE BUSHING, A						1	
5	D	M8601543BA0		CPU BASE ASM.						1	
6		HX00269000B		SPACER						4	
7	D	M8602544AA0A		I/O BASE ASM. (B)						1	
8		HX00269000B		SPACER						4	
9		M1004544000A		CIRCUIT BOARD SUPPORT						2	
10		SL4031891SC		SCREW M3 L=18						2	
11	D	M8603544AA0		POWER CIRCUIT BOARD ASM.						1	
12		HX00269000B		SPACER						4	
13	D	M85105440A0		TRANSFORMER ASM.	FOR JAPAN					1	
14		SL4051091SC		SCREW M5X0.8 L=10						4	
15	D	M85115440A0		DC FAN ASM.						1	
16		HM0003800A0		FINGER GUARD						1	
17		SM4043601SN		SCREW M4X0.7 L=36						4	
18		NM3040520SF		FLANGE NUT M4						4	
19	D	M85215400A0		AC INPUT POWER CORD ASM.	FOR JAPAN					1	
20	R	10004109	22901805	GROUND MARK						3	1.00
21		SL4041081SF		SCREW M4 L=10						10	
22		TA0800504R0		PLUG D=8 L=4.5						4	
23		WT0430001KN		TOOTHED WASHER						10	
24		HM000570010		DRIVER						1	
25		SL4041081SF		SCREW M4 L=10						2	
26		HF005111000		FUSE HOLDER						1	
27		HF00511000B		FUSEHOLDERCOVER						1	
28		SM4041001SC		SCREW M4X0.7 L=10						1	
29		E9602701000		FUSE 4A						1	
30	D	HK017150070		TERMINAL BASE 7P	FOR JAPAN					1	
31		SL4031681SF		SCREW M3 L=16	FOR JAPAN					2	
32	D	HK044450060		TERMINAL BASE						1	
33		SL4031481SF		SCREW M3 L=14						2	
34	D	HX00222000A		CABLE CLAMP						5	
35		HX004100000		BUSH						1	
36		HX000240000		CORD HOLDER						1	
37		HX00024000C		CORD CLAMP						1	
38		M1010544000		CONTROL BOX PLATE	FOR JAPAN					1	
39		M1020544000		SEAL, A						1	
40		M1022543000		SEAL, B						1	
41		M1022544000		F6 SEAL						1	
42		M1021544000		SEAL						1	
43		M1021540000		SEAL						1	
44		SL4040691SC		SCREW M4 L=6						2	
45		CM300100001		LABEL	FOR JE					1	
46	D	M9620110000		RECEPTACLE						1	

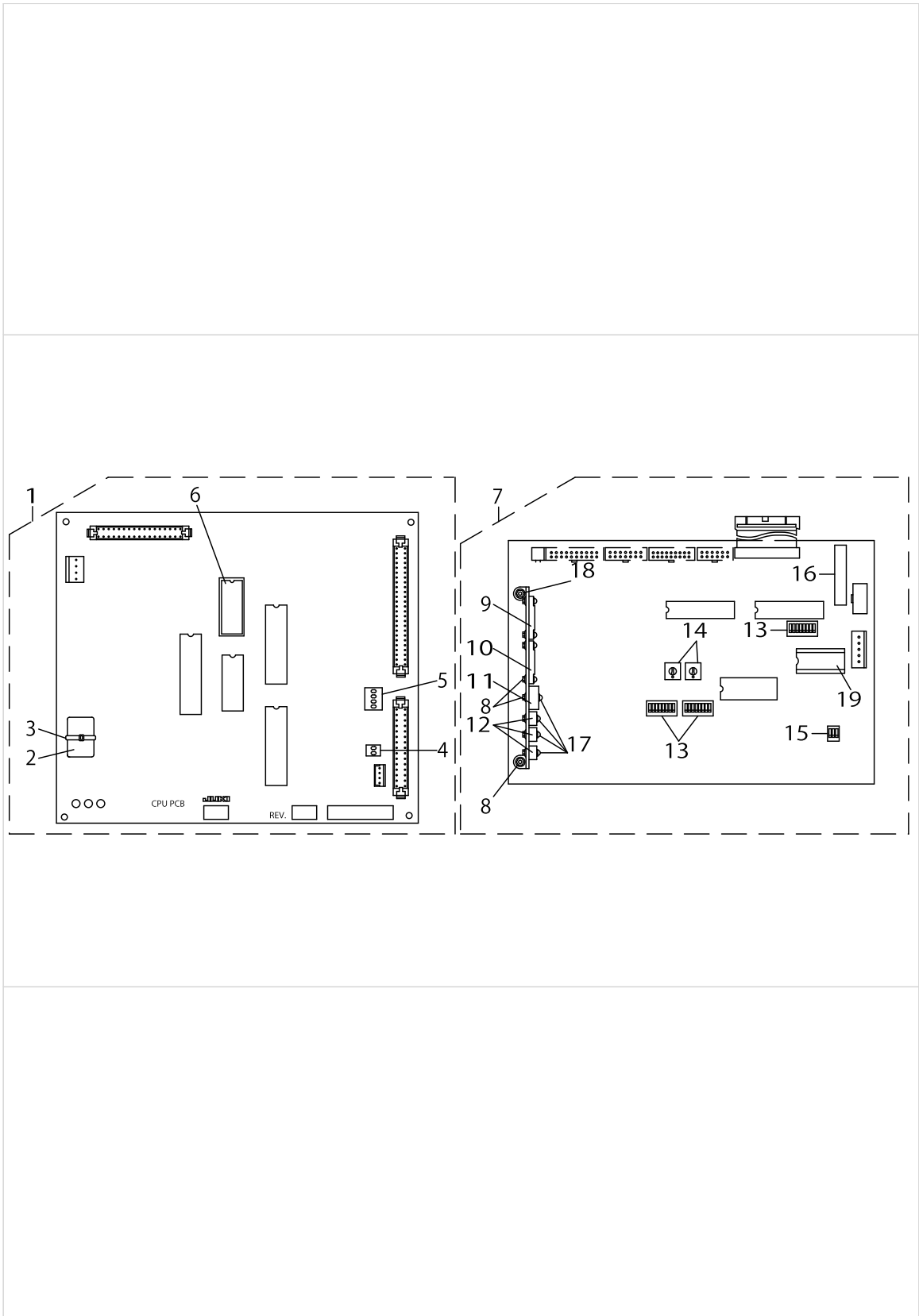
CONTROL BOX COMPONENTS



CONTROL BOX COMPONENTS

No.	Supply Code	Parts No.	Replacement	Parts name	Remarks	Choice	Step	Level	Cons	Qty	Rep. QTY
47		CM300100101		DANGER LABEL (SMALL)	FOR JAPAN					1	
48		M8510544BA0		TRANSFORMER B ASM.	FOR JE					1	
49		M85295440A0		AC INPUT POWER CORD B ASM.	FOR JE					1	
50	D	M85205440A0		POWER CORD ASM.	FOR JE					1	
51		M85215440A0		POWERCORDASM.(1)	FOR JE					1	
52		M85225440A0		POWER CORD (2)	FOR JE					1	
53		M85245440A0		RELAY CORD ASM.	FOR JE					1	
54		M85255440A0		DRIVERPOWERCORD	FOR JE					1	
55		M85265440A0		POWER CORD ASM.	FOR JE					1	
56		M85245400A0		DRIVER CONNCTING CORD ASM.	FOR JE					1	
57	D	M85255400A0		CONNECTING CORD ASM.	FOR JE					1	
58		G8015397000		TRANSFORMER TAP SEAL C	FOR JE					1	
59		M3007519000		TRANSFORMER TAP SEAL	FOR JE					1	
60		M1010544B00		CONTROL BOX PLATE	FOR JE					1	
61		CM200100001		PE MARK LABEL	FOR JE					1	
62		HK054250040		TERMINAL BASE	FOR JE					2	
63		SM4031851SR		SCREW	FOR JE					4	
64		WS0310702KS		SPRING WASHER	FOR JE					4	

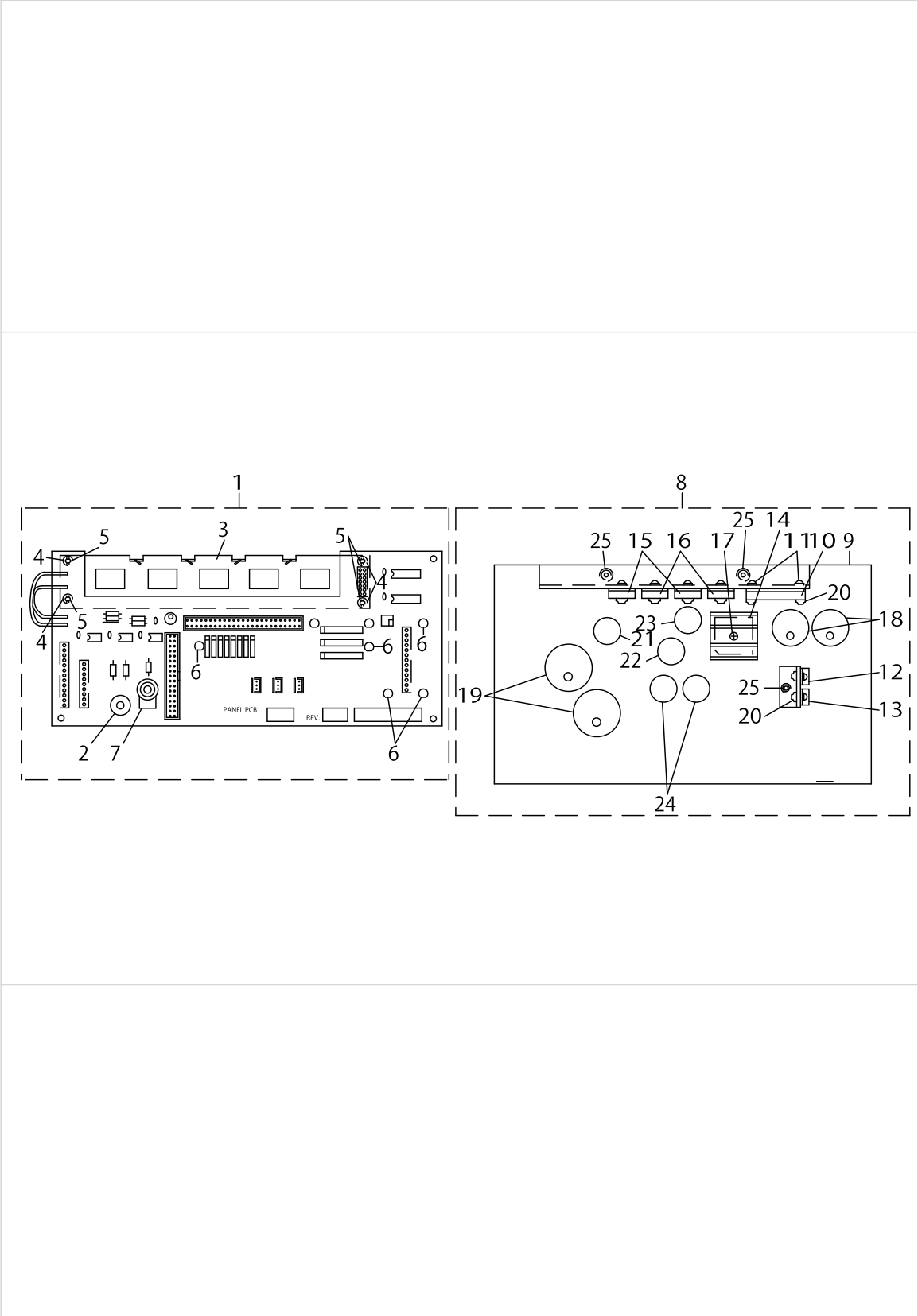
CPU CIRCUIT BOARD & I/O CIRCUIT BOARD COMPONENTS



CPU CIRCUIT BOARD & I/O CIRCUIT BOARD COMPONENTS

No.	Supply Code	Parts No.	Replacement	Parts name	Remarks	Choice	Step	Level	Cons	Qty	Rep. QTY
1	D	M8601543BA0		CPU BASE ASM.						1	
2	D	HX001160000		BATTERY 3.6V				*		1	
3		EA9500B0100		CABLE BAND				*		1	
4	D	HA001080020		DIP SWITCH				*		1	
5		HA001080040		DIP SWITCH 4				*		1	
6	D	HL008420043		IC				*		1	
7	R	M8602544AA0	M8602544AA0A	I/O BASE ASM. A						1	1.00
8		NM3034000SF		FLANGE NUT				*		10	
9		HT003920000		TRANSISTOR				*		1	
10		HT003640000		TRANSISTOR ARRAY				*		1	
11		HT002570000		TRANSISTOR				*		1	
12		HT003570000		TRANSISTOR				*		3	
13		HA001080080		DIP SWITCH 8P				*		3	
14	D	HA002330000		ROTARY SWITCH				*		2	
15	D	HA001080030		DIP SWITCH				*		1	
16		HA000500000		ROTARY SWITCH				*		1	
17		SL4031291SC		SCREW M3X12				*		4	
18		SL4031081SF		SCREW M3 L=10				*		6	
19		HL008420044		IC				*		1	

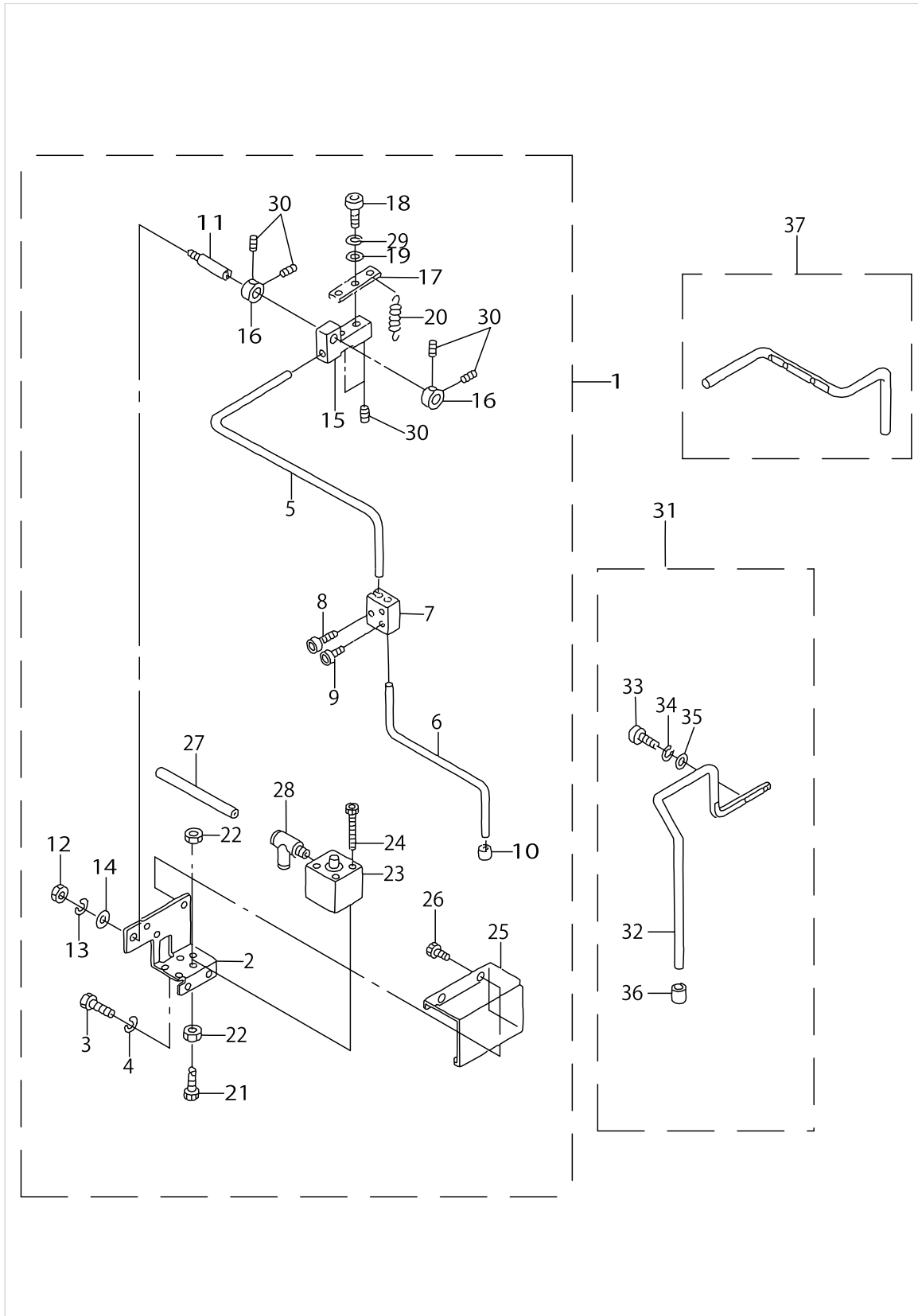
PANEL CIRCUIT BOARD & POWER CIRCUIT BOARD COMPONENTS



PANEL CIRCUIT BOARD & POWER CIRCUIT BOARD COMPONENTS

No.	Supply Code	Parts No.	Replacement	Parts name	Remarks	Choice	Step	Level	Cons	Qty	Rep. QTY
1	R	M8631543AA0	M8631543AA0A	PANEL CIRCUIT BOARD ASM.						1	1.00
2	D	HX002400000		BUZZER				*		1	
3	D	HG004350000		LIQUID CRYSTAL INDICATOR				*		1	
4		G6312166000		LCD SPACER				*		4	
5	D	HX00094000C		NYLON RIVET				*		4	
6		HG004750000		LIGHT EMITTING DIODE				*		7	
7	D	HR030301030		VOLUME (10K)				*		1	
8	D	M8603544AA0		POWER CIRCUIT BOARD ASM.						1	
9	R	M8603544000	M86035440A0	POWER BOARD				*		1	1.00
10	D	HL006940000		IC (STR-9005)				*		1	
11		SL4031481SF		SCREW M3 L=14				*		6	
12		HL011820000		REGULATOR				*		1	
13	D	HL011800000		REGULATOR				*		1	
14	D	HG002650000		DIODE BRIDGE (S10VB20)				*		1	
15		HG003780000		DIODE (FMM-32R)				*		2	
16	D	HG003770000		DIODE (FMM-32S)				*		2	
17		SL4031281SF		SCREW M3 L=12				*		1	
18		HC027501030		CAPACITOR 10000MF 16V				*		2	
19	D	HC011504720		CAPACITOR 4700MF 63V				*		2	
20		NM3034000SF		FLANGE NUT				*		8	
21	D	EA9544B0200		FUSE				*		1	
22		E9602701000		FUSE 4A				*		1	
23		E8523304000		FUSE 10A				*		1	
24		E9611601000		FUSE 1A				*		2	
25		SL4031081SF		SCREW M3 L=10				*		5	

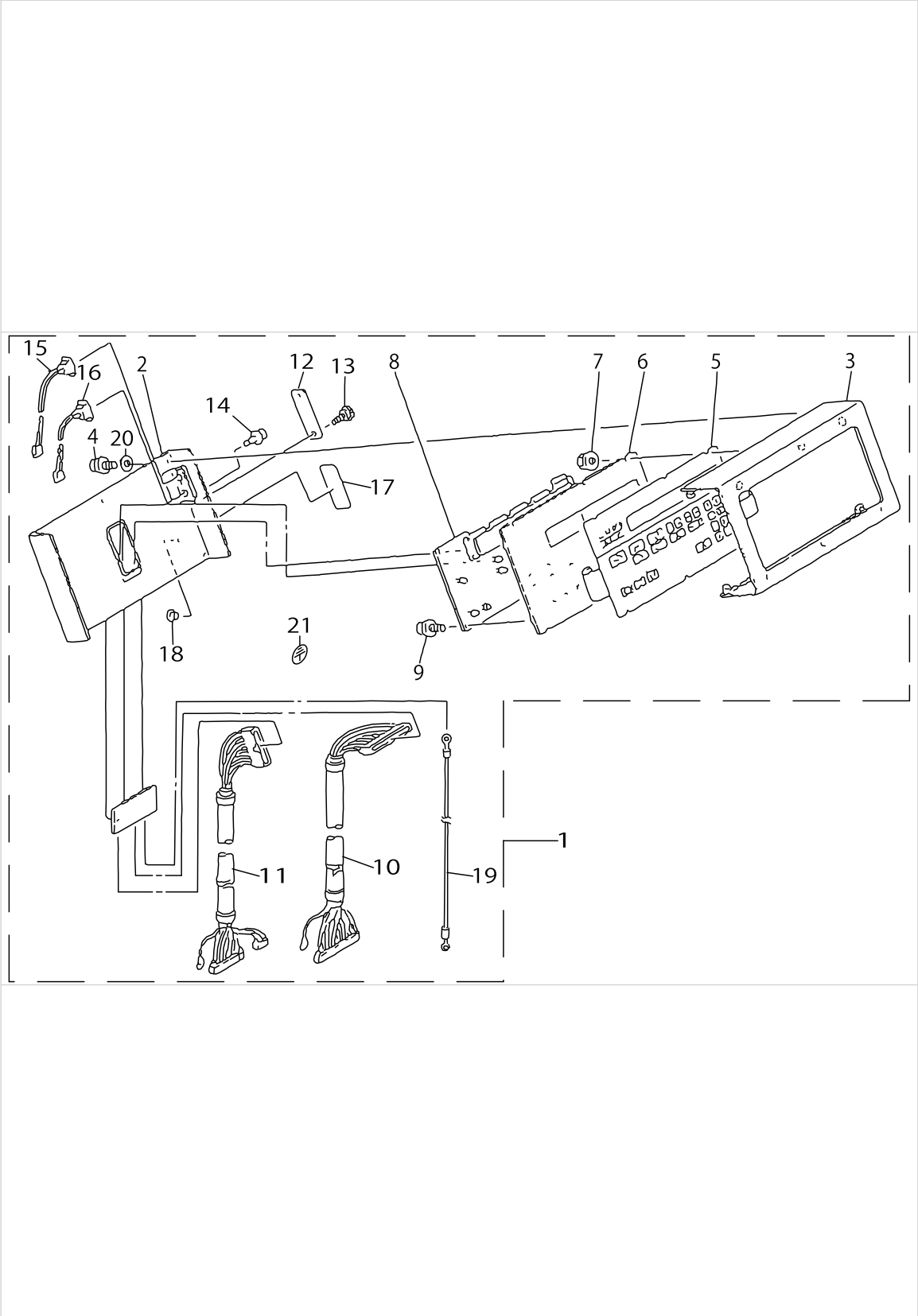
ASSISTANT CLAMP, LIGHT MATERIAL CLAMP & LEAD MATCH CLAMP COMPONENTS (OPTION)



ASSISTANT CLAMP, LIGHT MATERIAL CLAMP & LEAD MATCH CLAMP COMPONENTS (OPTION)

No.	Supply Code	Parts No.	Replacement	Parts name	Remarks	Choice	Step	Level	Cons	Qty	Rep. QTY
1	D	G55011640A0		AUXILIARY CLAMP ASM.						1	
2	D	G5501164000		AUXILIARY CLAMP BRACKET				*		1	
3		SM9061003SC		SCREW M6X10				*		2	
4		WS0610002KN		SPRING WASHER 6.1X12.2X1.5				*		2	
5	D	G5502164000		AUXILIARY CLAMP, UPPER				*		1	
6	D	G5503164000		AUXILIARY CLAMP, LOWER				*		1	
7		G5504164000		ADJUSTING METAL				*		1	
8		SM6061202TN		BOLT				*		1	
9		SM6030402TN		BOLT M3X4				*		2	
10		G5138161000		RUBBER CAP				*		1	
11		G5124164000		CLAMP SHAFT				*		1	
12		NM6060001SC		NUT M6				*		1	
13		WS0610002KN		SPRING WASHER 6.1X12.2X1.5				*		1	
14		WP0641601SC		WASHER				*		1	
15		G5125164000		CLAMP HOLDER				*		1	
16	R	G2526270000	E4704172000	COLLAR				*		2	1.00
17		G5505164000		SPRING HOOK				*		1	
18		SM6040602TP		SCREW M4 L=6				*		2	
19		WP0430801SC		WASHER 4.3X9X0.8				*		2	
20		G5126164000		SPRING				*		1	
21	D	G5506164000		SCREW				*		1	
22		NM6060001SC		NUT M6				*		2	
23		PA160100500		AIR CYLINDER				*		1	
24		SM6033052TP		SCREW				*		4	
25		G5507164000		AUXILIARY CLAMP COVER				*		1	
26		SM0040601SA		SCREW				*		2	
27		BT0400251EB		URETHANE HOSE, BLACK				*		1	
28	D	PJ305040503		UNION				*		1	
29		WS0410002KN		SPRING WASHER				*		2	
30		SM8040402TP		SCREW M4X0.7 L=4				*		6	
31		G55081640A0		LIGHT FABRIC CLAMP ASM.						1	
32		G5508164000		LIGHT FABRIC CLAMP				*		1	
33		SM6031002TP		HEXAGONAL BOLT M3 X 10				*		2	
34		WS0310002KN		SPRING WASHER M3				*		2	
35		WP0320501SC		WASHER M3				*		2	
36		G5138161000		RUBBER CAP				*		1	
37		G5509164000		NEEDLE CLAMP						1	

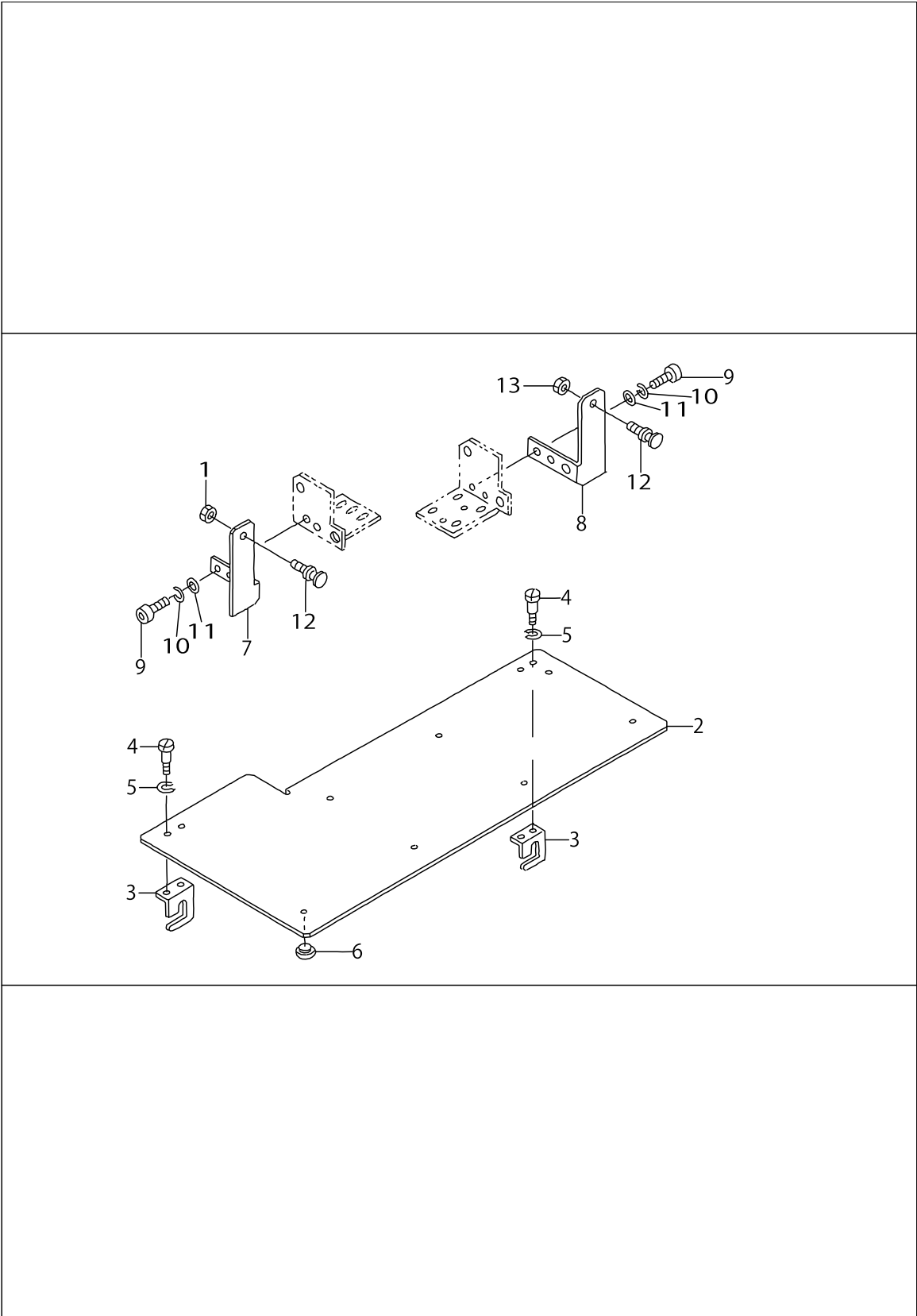
PANEL BOX COMPONENTS



PANEL BOX COMPONENTS

No.	Supply Code	Parts No.	Replacement	Parts name	Remarks	Choice	Step	Level	Cons	Qty	Rep. QTY
1	D	M85305440A0		PANEL BOX ASM.						1	
2		M1030544000		FRAME PANEL BOX				*		1	
3		M1031544000		FRAME PANEL BOX COVER				*		1	
4		SL4030881SF		SCREW				*		5	
5		M8630544000		PANEL MEMBRANE SWITCH				*		1	
6	D	M1032540000		REINFORCEMENT PLATE				*		1	
7		NM3034000SF		FLANGE NUT				*		6	
8	R	M8631543AA0	M8631543AA0A	PANEL CIRCUIT BOARD ASM.				*		1	1.00
9		SL4030881SF		SCREW				*		5	
10	D	M85405440A0		CONNECTING CABLE ASM. 50P				*		1	
11	D	M85415440A0		CONNECTING CABLE ASM. 34P				*		1	
12		M1033543000		COVER				*		1	
13		G6010003000		KNOB SCREW				*		2	
14		SL4020881SC		SCREW M2 X 8				*		4	
15		M85425430A0		FUNCTION SELECT SW ASM. 1				*		1	
16		M85435430A0		FUNCTION SELECT SW ASM. 2				*		1	
17		M1040544000		FUNCTION SELECT SEAL				*		1	
18		TA0800504R0		PLUG D=8 L=4.5				*		1	
19		M85425440A0		EARTH CORD ASM.				*		1	
20		WT0320001KN		WASHER				*		6	
21		E9567319000		EARTH MARK				*		1	

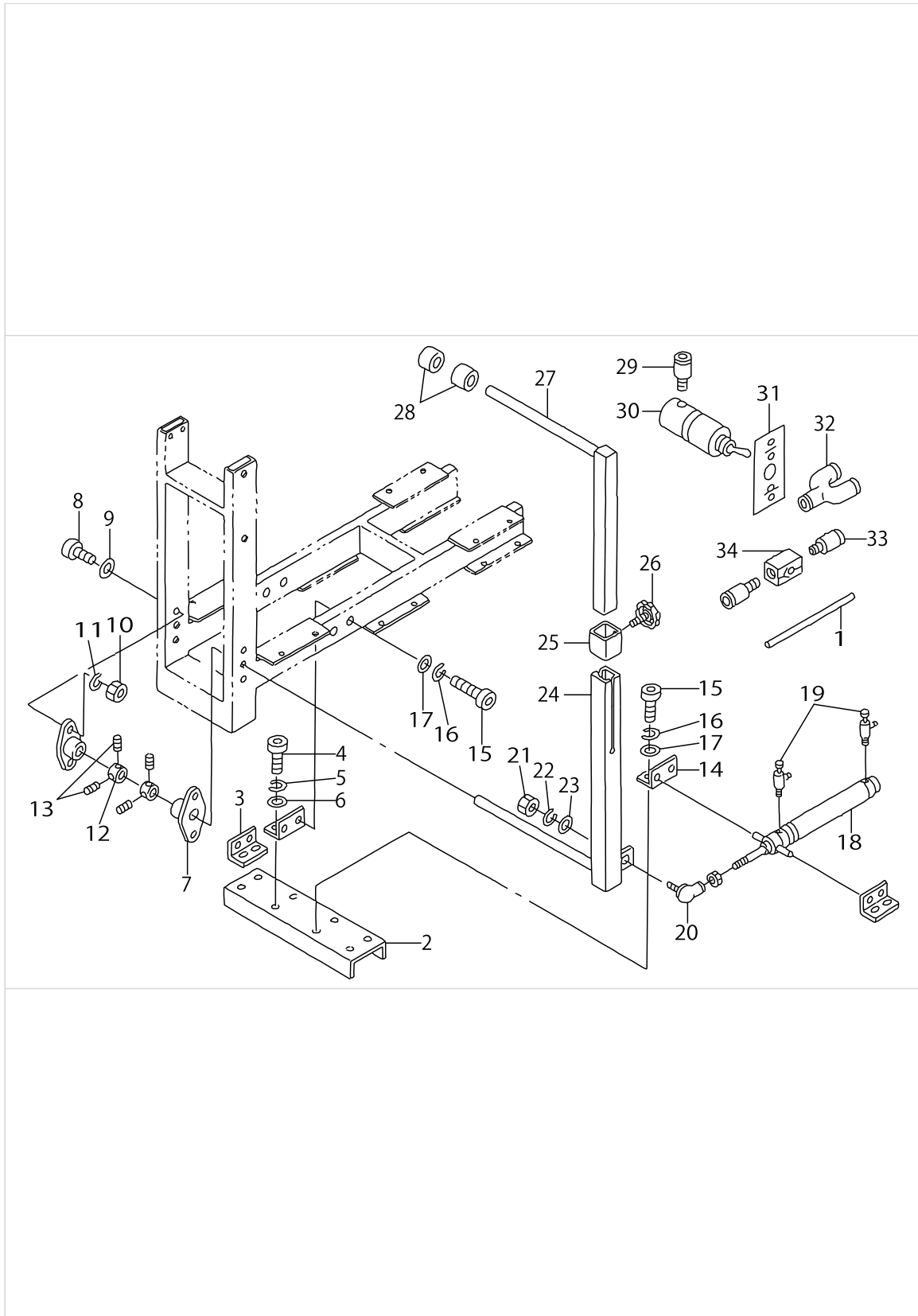
ASSISTANT FEED PLATE COMPONENTS



ASSISTANT FEED PLATE COMPONENTS

No.	Supply Code	Parts No.	Replacement	Parts name	Remarks	Choice	Step	Level	Cons	Qty	Rep. QTY
1		NS6090310SP		NUT 9/64-40						2	
2		G5510164000		AUXILIARY FEED BOARD						1	
3		G5511164000		BRACKET						2	
4		SD0400191TP		HINGE SCREW D=4 H=1.9						4	
5		WS0410002KN		SPRING WASHER						4	
6		G5178162000		SLIDER						8	
7		G5512164000		AUXILIARY FEED SUPPORT (LEFT)						1	
8		G5513164000		AUXILIARY FEED S- UPPORT (RIGHT)						1	
9		SM6061002TP		SCREW M6 L=10						4	
10		WS0610002KN		SPRING WASHER 6.1X12.2X1.5						4	
11		WP0641601SC		WASHER						4	
12		B1523232000		REGULATING SCREW						2	

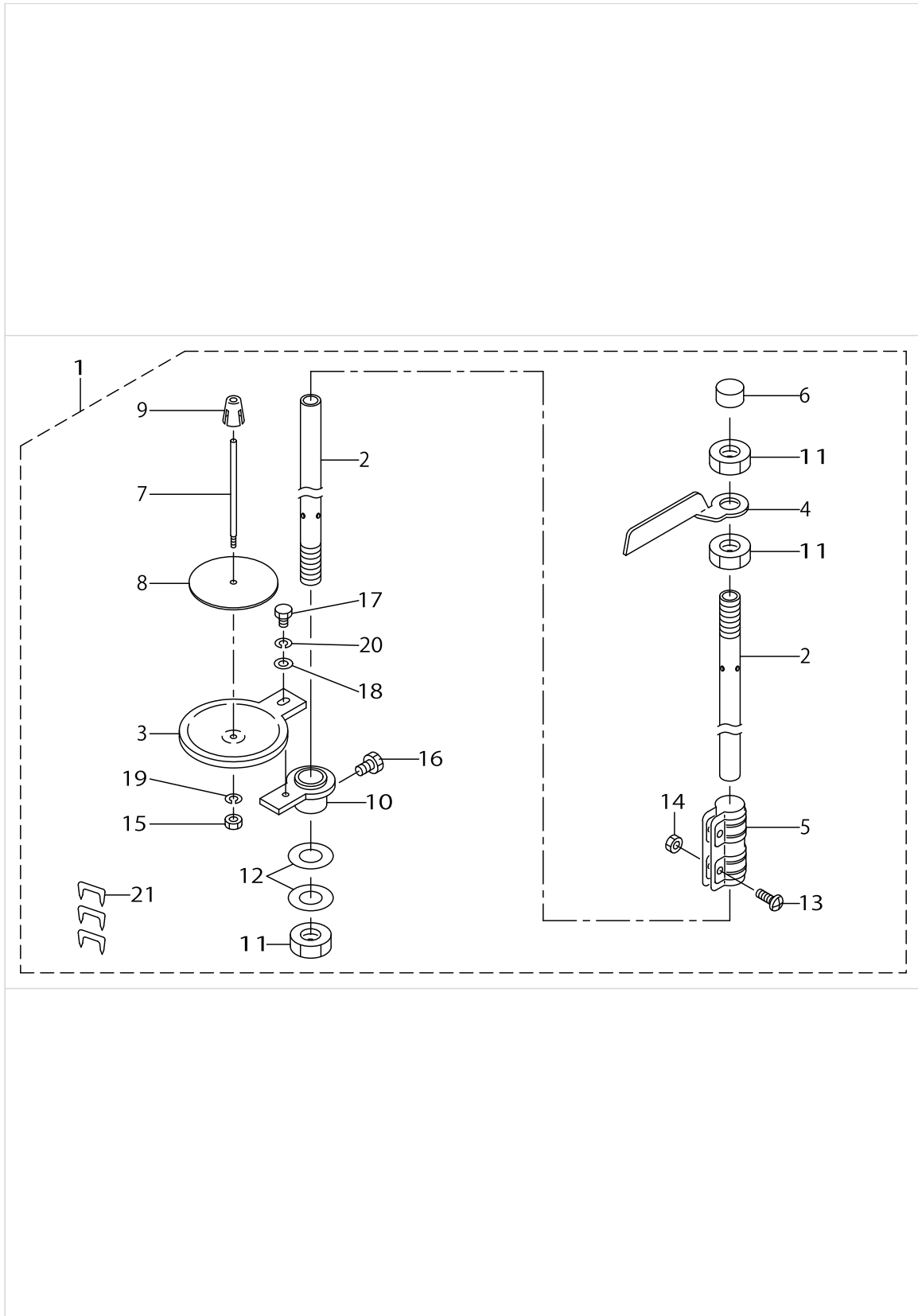
NO.2 PRESSER COMPONENTS



NO.2 PRESSER COMPONENTS

No.	Supply Code	Parts No.	Replacement	Parts name	Remarks	Choice	Step	Level	Cons	Qty	Rep. QTY
1		BT0400251EB		URETHANE HOSE, BLACK						1	
2	D	G5514164000		CYLINDER SUPPORT BASE						1	
3	D	G5038171000		SIDE PLATE SUPPORT						2	
4		SM6061202TP		SCREW M6 L=12						4	
5		WS0610002KN		SPRING WASHER 6.1X12.2X1.5						4	
6		WP0641601SC		WASHER						4	
7	D	G5518164000		FLANGE UNIT						2	
8		SM6061202TP		SCREW M6 L=12						4	
9		WP0641601SC		WASHER						4	
10		NM6060001SC		NUT M6						4	
11		WS0610002KN		SPRING WASHER 6.1X12.2X1.5						4	
12	D	G5215171000		THRUST COLLAR						2	
13		SM8060812TP		SCREW M6 L=8						4	
14		G5515164000		CYLINDER BRACKET						2	
15		SM6061202TP		SCREW M6 L=12						8	
16		WS0610002KN		SPRING WASHER 6.1X12.2X1.5						8	
17		WP0641601SC		WASHER						8	
18	D	PA2007503A0		AIR CYLINDER						1	
19		PC015108000		SPEED CONTROLLER						2	
20		G5204171000		LINK BOLL						1	
21		NM6080003SC		NUT M8						1	
22		WS0820002KN		SPRING WASHER M8						1	
23		WP0841601SC		WASHER 8.4X17.4X1.6						1	
24	D	G5517164000		PRESSER, LOWER						1	
25		G5208164000		BAR LOCKER						1	
26		G5221164000		KNOB						1	
27		G5516164000		PRESSER, UPPER						1	
28		G5216164000		STACKER RING						5	
29		PJ301040504		JOINTING						3	
30		PV010507000		VALVE						1	
31		G5519164000		STACKER OPEN SWITCH LABEL						1	
32		PJ308040002		QUICK COUPLING						1	
33		PJ301040504		JOINTING						2	
34		PV020501000		CHECK VALVE						1	

THREAD STAND COMPONENTS



THREAD STAND COMPONENTS

No.	Supply Code	Parts No.	Replacement	Parts name	Remarks	Choice	Step	Level	Cons	Qty	Rep. QTY
1	R	B33011800AA	26008359	THREAD STAND ASM.						1	1.00
2	R	11185105	40096354	SPOOL REST ROD,LOWER				*		2	1.00
3		B3303180000		SPOOL REST				*		1	
4		B3307704000		THREAD GUIDE A				*		1	
5	R	B3305704000A	40096354	SPOOL REST ROD JOINT				*		1	1.00
6	R	B3311704000	22931406	SPOOL REST ROD CAP				*		1	1.00
7	R	B3320704L00A	40085790	SPOOL PIN				*		1	1.00
8	D	B3311012000		SPOOL REST CUSHION				*		1	
9	D	11185501		SPOOL RETAINER				*		1	
10	D	D3302772T00		SPOOL REST BRACKET				*		1	
11	R	B3317704000	NM6160511SE	NUT				*		3	1.00
12		WP1612616SE		WASHER 16X30X2.6				*		2	
13		SM4051405SE		SCREW M5 L=14				*		2	
14		NM6050001SE		NUT M5				*		2	
15		NM6050001SE		NUT M5				*		1	
16		SM9061080SE		SCREW M6 L=10				*		1	
17		SM9050813SE		SCREW M5X0.8 L=8				*		1	
18		WP0520656SA		WASHER 5.2X9.5X0.6				*		1	
19		WS0510002KN		SPRING WASHER				*		1	
20		WS0521010KN		SPRING WASHER 5.2X8.2X1				*		1	
21		MAO11532000		CORD STAPLE				*		3	

LIST FOR INFORMATION OF CHANGE (1)

As to the place changed, refer to the corresponding Rev.No.
 When previous parts(Obsoleted part)and new parts(Added parts)are
 not interchangeable with each other:
 In this case,even obsoleted parts(D.)can be ordered with the
 obsoleted part number,so select the parts with changed dates and
 place your orders.

変更箇所は、該当Rev.No.版をご参照ください。
 部品の互換性がない変更の場合は、削除された品番でも、ご注文できます。

29029907
 No.0616-06} Rev.No.

*A:Added parts追加部品/D:Obsoleted parts削除部品/E:Erratum訂正

* Rev. No.	Page 頁	Ref. No.	Parts No. 品番	* Rev. No.	Page 頁	Ref. No.	Parts No. 品番
D 05	1	6	MAZ-08901000	A 06	1	6	MAZ-08901000-A
D 05	4	1	MAZ-089110A0	A 06	4	1	MAZ-089110A0-A
D 05	4	8	GBR-01607000	A 06	4	8	MAZ-089130B0-A
D 05	4	9	NS-6080210-SD	A 06	4	9	MAZ-088230B0-A
D 05	4	21	B2547-372-N00	A 06	4	21	B2547-372-000
D 05	4	22	MAZ-089130A0	A 06	4	22	MAZ-089130A0-A
D 05	4	23	MAZ-08914000	A 06	4	23	MAZ-08914000-A
D 05	4	25	MAZ-08915000	A 06	4	25	MAZ-08915000-A
D 05	4	29	MAZ-088230A0	A 06	4	29	MAZ-088230A0-A
D 05	4	30	B2557-372-RA0	A 06	4	30	MAZ-0882300A
D 05	4	37	MAZ-08824000	A 06	4	37	MAZ-16522000
D 05	4	41	HX-0015000-00	A 06	4	41	HX-0015000-0A
D 05	4	44	WS-0310002-KN	A 06	4	44	WS-0310002-KR
D 05	4	45	SS-6080610-TP	A 06	4	45	SS-6081010-TP
D 05	4	50	MAZ-08923000	A 06	4	50	MAZ-16723000
D 05	4	51	SS-6081010-TP	A 06	4	51	SD-0450403-TP
D 05	4	52	WZ-0420350-KP	A 06	4	52	WP-0451026-SH
D 05	4	59	MAZ-08920000	A 06	4	59	MAZ-08920000-A
D 05	4	63	WS-0310002-KN	A 06	4	63	WS-0310002-KR
D 05	16	43	SS-6111052-TP	A 06	16	43	SS-6121212-TP
D 05	16	45	WP-0450846-SP	A 06	16	45	WP-0450856-SP
D 05	19	21	SS-6090810-SP	A 06	19	21	SS-7110840-SP
D 05	19	22	WS-0410002-KN	A 06	19	22	WS-0510002-KN
D 05	19	23	WP-0430801-SC	A 06	19	23	WP-0480856-SP
D 05	38	33	SM-2031001-SB	A 06	38	33	SM-0040601-SA
D 05	38	34	182-22901	A 06	38	34	HX-0005600-00
				A 06	38	36	HX-0005600-0C
				A 06	38	37	NM-6030001-SC

HOW TO MAKE USE OF THIS PARTS LIST

1.Explanation of codes

1)"*"mark.....means this part is changed from the previous parts book.

As to the details of the change, refer to the "List for information of change".

2)"#01".....refer to "Note" explanation at bottom of page.

2.Codes on the "Qty" column

• Each numeral indicates the number of parts required.

• "0.1" and "2.5" indicate the length (in meters) of the respective parts.

3.Parentheses mean that the corresponding part is a subpart that constructs an assembly part.

4.Dotted lines on the Figures indicate assembly parts.

1."注記"欄の記号説明

1) "*"印.....前回のパーツブックに比較して今回変更された部品を意味します。

変更内容は、"変更情報リスト"を参照してください。

2) "#01".....ページ下の"注記"の説明を参照してください。

2.数量欄の数字は、個数を表し、0.1、2.5等の数値は、長さ（単位メートル）を表します。

3.数量欄の（ ）は、組部品を構成している子部品であることを意味します。

4.イラストページの-----枠は、組構成であることを意味します。

NUMERICAL INDEX OF PARTS

PART NO	PAGE	REF NO.	PART NO	PAGE	REF NO.	PART NO	PAGE	REF NO.
10004109	102	20	16558900	38	31	16571903	52	15
11110707	44	58	16559007	38	39	16572406	48	24
11185105	118	2	16559601	38	14	16572505	48	41
11185501	118	9	16560005	46	17	16572703	52	65
13518105	90	43	16560104	46	18	16572703	54	65
13533203	60	16	16560203	46	4	16573008	52	14
16111403	68	33	16560401	46	15	16573305	48	44
16111502	68	34	16561607	46	19	16573701	52	2
16550204	42	30	16561904	98	14	16573800	52	10
16550402	42	33	16562001	46	22	16573909	52	46
16550758	42	11	16562100	46	27	16574006	48	18
16550907	42	1	16562308	46	24	16574105	48	3
16551400	42	7	16562407	46	23	16574204	50	52
16551806	42	26	16562803	46	6	16577009	56	1
16551905	42	15	16562902	46	8	16577108	56	18
16552002	42	14	16565400	50	54	16577207	56	16
16552200	42	19	16565509	50	55	16577306	56	20
16552309	42	18	16565707	48	7	16577405	56	22
16552507	38	1	16565905	48	22	16577504	56	11
16552606	38	9	16566002	48	4	16586307	66	28
16553208	38	28	16566408	48	25	16870206	66	25
16553208	48	5	16566507	48	1	18200303	52	29
16553307	38	29	16566606	48	10	18200352	52	27
16553406	40	12·64	16567000	48	14	18200501	42	38
16553505	40	11·65	16567166	48	31	18200501	60	1
16554008	38	26	16567802	48	40	18200907	54	64
16554008	48	38	16567901	48	43	18200956	54	63
16554107	38	16	16568206	50	51	18201103	54	53
16554503	38	38	16568404	52	30	18201608	48	27
16555401	40	46	16568602	54	61	18201905	52	6
16556300	42	32	16568651	54	60	18201962	52	1
16556409	42	31	16568909	52	26	18202002	52	7
16556607	42	27	16569204	52	11	18202150	50	53
16556706	40	58	16569501	52	18	18202408	56	23
16556805	38	32	16569600	52	17	18203307	52	4
16557209	38	4	16570103	52	21	18204107	48	34
16557209	50	68	16570202	52	22	18204503	52	25
16557308	42	37	16570301	52	23	18204602	56	9
16557407	42	4	16570509	54	48	18204701	60	6
16557506	38	37	16570657	54	51	18209502	48	35
16557605	38	44	16570707	52	33	18212506	46	10
16557902	42	9	16570905	52	37	18212902	54	50
16558009	60	2	16571408	54	49	18215608	4	58
16558108	60	3	16571507	52	43	18215707	4	59
16558801	42	16	16571804	52	45	18217653	42	5

NUMERICAL INDEX OF PARTS

PART NO	PAGE	REF NO.	PART NO	PAGE	REF NO.	PART NO	PAGE	REF NO.
18217752	38	41	B1216372000	22	26	B1649161000	44	66
18217851	46	11	B12173720A0	22	28	B20013720A0	14	59
18217950	46	3	B1218372000	22	27	B2004372000	12	23
18218008	48	28	B1219373N00	10	29	B2005373000	14	46
18218107	38	23	B1220372000	10	40	B2006372000	14	49
18218206	38	3	B1221373N00	10	39	B2007372000	14	55
18218305	40	56	B1221373NA0	10	38	B2008372000	14	54
18218453	38	7	B1222372000	10	36	B2009372000	12	37
18218503	42	6	B1224372000	10	33	B2010373N00	12	22
18218800	42	17	B1227372000	10	27	B2011372000	12	21
18218909	48	6	B1228372000	10	25	B2012372000	12	18
18219006	38	19	B1230372000	10	15	B2014372000	12	43
18219204	48	37	B1231372000	10	14	B2015372000	12	42
18219501	52	20	B1232372000	10	17	B20153720A0	12	38
18219600	52	40	B1233372000	10	23	B2016372000	12	41
18219709	38	2	B12343720A0	10	21	B2017372000	12	40
18219808	38	11-65	B1235373000	10	13	B2019372000	12	31
18222604	66	27	B1236373000	10	11	B20193720AA	12	25
18250407	60	14	B1237373000	10	10	B2020372000	12	32
18250506	60	15	B1239372000	10	18	B2021372000	12	28
18251553	56	27	B1241373000	10	3	B2024372000	12	17
26034702	36	10	B12413730B0	10	2	B2026373NA0	12	14
B1104372R00	2	15	B1241373SA0	2	7	B2028372000	12	12
B1105372000	2	12	B1242373000	10	9	B2029372000	12	11
B11063720A0	2	13	B1243372000	22	8	B20313720A0	12	6
B1110372000	2	44	B1246372000	22	3	B2034372000	12	7
B112537200A	4	46	B1401372000A	24	4	B2035372000	12	5
B1127372000	2	41	B1402373N00	24	8	B2036372000	12	9
B1141229000	62	46	B1403372000	24	5	B2037372000	12	8
B1201373000	22	7	B1406372000	24	9	B2038372000	2	2
B1202372000	22	5	B1407372000	18	2	B2038372000	12	2
B1203372000	22	1	B1408373N00	18	3	B2039373000	14	45
B1204373N00	22	2	B1409373N00	24	10	B2040373000	12	15
B1205372000	22	4	B1411372A00	24	13	B2107816000	48	8
B1206372000	22	9	B14123720A0	24	14	B2107816000	54	56
B1207372000	22	10	B1413372000	24	15	B2401373N00	18	41
B1208372000	22	13	B14143720A0	24	17	B2402373N00	20	50
B1210373N00	22	18	B1416373NA0	24	20	B2403373N00	20	49
B1210373NA0	22	14	B1418372000	24	21	B2404373N00	20	54
B1211372000	22	15	B1419372000	24	24	B2405373N00	20	58
B1212372000	22	16	B1421372000	14	60	B24063730A0	10	4
B1213373N00	22	17	B1421372000	36	4	B2410373000	10	6
B1214373N00	22	20	B1506352000	18	19	B2412373N00	18	42
B1215372A00	10	35	B1513210000	86	33	B2413373N00	20	52
B1215372B00	22	24	B1523232000	114	12	B2414373000	36	5

NUMERICAL INDEX OF PARTS

PART NO	PAGE	REF NO.	PART NO	PAGE	REF NO.	PART NO	PAGE	REF NO.
B2501372000	16	34	B2607280000	30	8	B33011800AA	118	1
B2502372000	16	37	B2608280000	30	9	B3303180000	118	3
B2503372000	16	42	B2608372000	30	25	B3305704000A	118	5
B2505373000	16	39	B2609372000	30	26	B3307704000	118	4
B2506373A00	16	41	B2610372000	30	27	B3311012000	118	8
B2507372000	16	19	B2611373N00	30	13	B3311704000	118	6
B2508372000	16	22	B2612372000	30	23	B3317704000	118	11
B2509372000A	16	23	B2614372000	30	22	B3320704L00A	118	7
B2510372000A	16	33	B2615372000	30	19	B3410771000	86	16
B25113720A0	16	20	B26183720A0A	32	13	B3501372000A	2	35
B2512372000	16	21	B2619372000	32	12	B3502372000A	2	37
B2513372000	16	15	B2621373NA0	32	16	B3503372000	2	40
B2515372000	16	17	B2621373NB0	32	15	B4131357000	78	28
B2518372000A	16	9	B2623372000	32	17	B4401373N00	18	13
B2519372000	16	31	B2624372000	32	18	B4402373N00	18	14
B2521372000	16	11	B2625372000	32	19	B4403373N00	18	18
B2522373N00	16	44	B2626372000	32	20	B4404372000A	18	23
B2523373N00	16	43	B2628372000	32	24	B4405372000	18	10
B2524372000	16	5	B2629372000	32	23	B4406372000B	18	26
B2525373N00	16	6	B2630372000A	32	26	B4408372000	18	25
B2526372000	16	7	B2631372000	32	27	B4410372000	18	8
B2529373N00	16	1	B2632372000	32	28	B4411373000	18	7
B2529373N0B	16	2	B2633373N00	32	25	B4412373N00	18	1
B25303720A0	16	35	B2634372000	32	29	B4416373000	2	8
B2540372000	8	66	B2635372SA0	32	31	B4416373000	18	38
B2541372000	8	67	B2636372000A	32	5	B4418372000	18	5
B2544280000	94	30	B2638372000A	32	3	B4419372000	18	4
B2544372000	8	68	B2639372000	32	8	B4420373000	18	35
B2545372000	8	69	B26393720A0	32	7	B7101373N00	36	1
B2546372000	6	2	B2640372000	32	9	B7101373N00	100	73-74
B2547372000	6	8	B2643372000	32	2	B7102373N00	36	2
B2548372R00A	6	18	B2710771000	86	17	B7102373N00	100	73-74
B2549372R00A	6	15	B3052816000	54	69	B8133019000	98	29
B2553372000	6	38	B3101372SA0	2	1	B8170220000	90	38
B2559372000	6	32	B3107373S00	2	4	B82133720A0A	98	26
B2560372000	6	9	B3112372000	24	6	B8220804000	30	10
B2561372000	6	36	B3113373N00	24	2	B9101552000	36	6
B2563372000	16	24	B3116125000	12	26	B9109555000	36	7
B2564372000	16	25	B3120125000	12	27	B9110012000	36	8
B2601373N00	30	12	B3120372000	2	48	B9111012000	36	9
B2602372000	30	6	B3120372000	4	48	B9113012000	36	11
B2603372000	30	14	B3125012000	12	39	B91210120A0	36	13
B2604373N00	30	3	B3125155000	2	25	B9140372000	36	14
B2605372000	30	1	B3132012000	12	29	B9141372000	36	15
B2606373N00	30	7	B3211232000	32	10	B9142372000	36	16

NUMERICAL INDEX OF PARTS

PART NO	PAGE	REF NO.	PART NO	PAGE	REF NO.	PART NO	PAGE	REF NO.
B9143372000	36	12	EA9544B0200	108	21	G5034164000	66	1
BME0Z089000	2	14	G2526270000	78	32	G5034171000	62	40
BT0400251EB	68	39	G2526270000	86	19	G5034171000	66	20
BT0400251EB	110	27	G2526270000	110	16	G5035164000	66	7
BT0400251EB	116	1	G2543270000	80	9	G5036164000	66	3
BT0600401EB	68	38	G2543270000	96	9	G5037164000	66	12
CM200100001	104	61	G5001164000	62	13	G5038164000	66	14
CM300100001	58	22	G5002164000	62	22	G5038171000	62	38
CM300100001	102	45	G5003164000	62	26	G5038171000	116	3
CM300100101	58	21	G5004164000	62	28	G5039164000	66	9
CM300100101	104	47	G5005164000	62	29	G5040164000	66	16
CM300200003	78	43	G5006164000	80	38	G5041164000	62	14
CM300200003	84	35	G5007164000	80	46	G5042164000	98	27
CM300200003	88	47	G5008164000	82	71	G5045164000	62	6
CM300200003	92	56	G5009162000	94	25	G5045171000	62	39
CM3002000B1	84	34	G5009164000	70	20	G5046164000	68	44
CM3002000B1	92	55	G5010164000	70	19	G5101164000	74	1
CM3002000B2	78	42	G5011164000	74	11	G5102164000	74	2
CM3002000B2	86	46	G5012164000	74	10	G5103164000	70	1
CM300200202	66	35	G5013164000	74	12	G5104164000	70	2
CM300600101	100	65	G5014164000	74	26	G5105164000	70	3
CM500000001	100	64	G5015164000	62	10	G5106164000	70	4
CM500100001	100	63	G5016164000	62	1	G5107164000	70	5
CQ200000000	24	18	G5017164000	62	11	G5108164000	70	6
CQ202000000	2	38	G5018164000	62	2	G5109164000	70	7
CQ202000000	24	25	G5019164000	74	40	G5109171000	74	33
CS0790721TH	10	19	G5019171000	94	15	G5110164000	70	8
CS0950816SH	18	21	G5020164000	62	12	G5110171000	74	34
CS1111019SH	10	30	G5020171000	94	16	G51111640A0	70	9
D2107555B00	26	29	G5021164000	62	45	G5111171000	74	36
D2118555B00A	26	25	G5021171000	94	29	G5112164000	70	11
D3149141E00	8	54	G5022164000	62	44	G5113164000	70	10
D3302772T00	118	10	G5022164000	90	45	G5114164000	70	12
D9317762T00	2	9	G5023164000	64	47	G5115164000	70	13
E5006171000	44	56	G5024164000	94	8	G5116164000	78	1
E8523304000	108	23	G5025164000	94	1	G5117164000A	78	2
E9567319000	112	21	G5026162000	66	24	G5118164000	78	6
E9602701000	102	29	G5026164000	94	13	G5119164000	78	7
E9602701000	108	22	G5027164000	94	4	G5120164000	70	14
E9611601000	108	24	G5028164000	62	34	G5121164000	70	15
EA9500B0100	26	11	G5029164000	68	1	G5122164000	70	16
EA9500B0100	68	9	G5030164000	82	47	G5123164000	70	17
EA9500B0100	78	39	G5032164000	62	19	G5124164000	78	11
EA9500B0100	84	36	G5033164000	66	5	G5124164000	110	11
EA9500B0100	106	3	G5033172000	62	18	G5125164000	78	15

NUMERICAL INDEX OF PARTS

PART NO	PAGE	REF NO.	PART NO	PAGE	REF NO.	PART NO	PAGE	REF NO.
G5125164000	110	15	G5219164000	90	14	G5322164000	84	20
G5126164000	78	16	G5220164000	90	9	G5323164000	84	7
G5126164000	110	20	G5221164000	86	15	G5324164000	84	8
G5127164000	78	17	G5221164000	96	5	G5325164000	84	13
G5128164000	78	18	G5221164000	116	26	G5326164000	84	12
G5129164000	78	20	G5222164000	86	1	G5327164000	80	43
G5130164A00	78	22	G5223164000	86	5	G5328164000	80	44
G51311640A0	78	23	G5225164000	86	18	G5329164000	82	51
G5132164000	78	25	G5226164000	86	21	G5330164000	82	55
G5133164000	78	26	G5227164000	86	25	G5331164000	82	56
G5134164000	70	18	G5228164000	86	29	G5332164000	80	39
G5135164000	60	4	G5229164000	86	30	G5384171000	82	69
G5138161000	60	5	G5230164000	86	35	G5401164000	66	11
G5138161000	78	33	G5231164000	86	36	G5402164000	98	1
G5138161000	94	12	G5232164000	86	43	G5403164000	82	58
G5138161000	110	36	G5233164000	86	44	G5404164000	100	66
G5139164000	60	17	G5234164000	90	34	G5405164000	100	72
G5144162000	78	27	G5235164000	92	51	G5406164000	98	4
G5146171000	80	31	G52401640A0	84	26	G5407164000	98	37
G5153171000	74	16	G5242164000	84	27	G5408164000	98	38
G5153171000	82	79	G5243164000	84	29	G5409164000	98	28
G5178162000	114	6	G5301164000	80	1	G5410164000	98	45
G5201164000	90	1	G5302164000	80	5	G5411164000	100	59
G5202164000	90	10	G5303164000	80	11	G5412164000	100	55
G5203164000	90	19	G5304164000	80	12	G5413161000	26	8
G5204164000	96	1	G5305164000	80	16	G5414161000	26	32
G5204171000	96	11	G5306164000	80	18	G5415161000	26	10
G5204171000	116	20	G5307164000	80	19	G5416164000	100	58
G5205164000	96	3	G5308164000	80	20	G5417164000	100	60
G5206164000	96	6	G5309164000	80	21	G5418164000	46	29
G5207164000	96	7	G5310164000	80	22	G5418164000	98	24
G5208164000	96	4	G5311164000	80	26	G5419164000	98	18
G5208164000	116	25	G5312164000	80	27	G5420164000	98	16
G5209164000	90	28	G5313162000	34	5	G5421164000	98	25
G5210164000	90	5	G5313164000	80	32	G5422164000	100	75
G5211164000	90	29	G5314162000	34	6	G5458116000	68	35
G5212164000	90	33	G5314164000	80	33	G5501164000	110	2
G5213164000	90	42	G5315164000	80	29	G55011640A0	110	1
G5214164000	90	46	G5316164000	80	37	G5502164000	110	5
G5215164000	92	47	G5317162000	34	16	G5503164000	110	6
G5215171000	116	12	G5317164000	84	1	G5504164000	110	7
G5216164000	96	2	G5318164000	84	3	G5505164000	110	17
G5216164000	116	28	G5319164000	84	17	G5506164000	110	21
G5217164000	90	23	G5320164000	84	18	G5507164000	110	25
G5218164000	96	8	G5321164000	84	5	G5508164000	110	32

NUMERICAL INDEX OF PARTS

PART NO	PAGE	REF NO.	PART NO	PAGE	REF NO.	PART NO	PAGE	REF NO.
G55081640A0	110	31	GBR014220A0	56	26	GBR118010A0	58	1
G5509164000	110	37	GBR01423000	60	8	GBR118110A0	58	7
G5510164000	114	2	GBR01426000	56	2	GBR118220A0	58	20
G5511164000	114	3	GBR01428000	56	14	GBR118420A0	40	62
G5512164000	114	7	GBR01429000A	56	19	GBR118460A0	58	9
G5513164000	114	8	GBR01432000	56	10	GBR118470A0	40	60
G5514164000	116	2	GBR01437000	60	7	GCT02905000	36	17
G5515164000	116	14	GBR01441000	56	4	GSS29212000	84	33
G5516164000	116	27	GBR01601000A	6	17	HA000500000	106	16
G5517164000	116	24	GBR01602000	6	7	HA000830000	60	13
G5518164000	116	7	GBR01606000	6	10	HA001080020	106	4
G5519164000	116	31	GBR01651000	26	14	HA001080030	106	15
G5520164000	16	27	GBR10782000	58	19	HA001080040	106	5
G5521164000	16	28	GBR10802000	58	2	HA001080080	106	13
G5841270000	68	37	GBR108210A0	58	8	HA002330000	106	14
G5903172000	4	50	GBR108430A0	48	20	HC011504720	108	19
G6010003000	112	13	GBR108440A0	50	74	HC027501030	108	18
G61011640A0	74	30	GBR108450A0	54	66	HD000360000	46	32
G61021640A0	74	13	GBR10852000	38	42	HD000670000	60	11
G61031640A0	74	31	GBR10853000	50	50	HD000830000	60	10
G61041640A0	94	20	GBR10854000	50	56	HD000840000	60	12
G61051640A0	82	75	GBR108550A0	44	53	HF00511000B	102	27
G61071640A0	68	31	GBR108560A0	54	47	HF005111000	102	26
G61081640A0	96	15	GBR108590A0	46	31	HG002650000	108	14
G61091640A0	96	17	GBR11101000	40	48	HG003770000	108	16
G61101640A0	76	47	GBR11102000	40	61	HG003780000	108	15
G61111640A0	76	48	GBR11103000	40	63	HG004350000	108	3
G61121640A0	78	41	GBR11104000	40	59	HG004750000	108	6
G62011640A0	86	34	GBR11105000B	66	26	HK017150070	102	30
G6312166000	108	4	GBR11107000	46	25	HK03464000A	68	18
G64011640A0	68	6	GBR11108000	42	10	HK044350120	100	67
G64021640A0	68	16	GBR11109000	44	63	HK044450060	102	32
G65021640A0	74	32	GBR11110000	44	48	HK054250040	104	62
G67011640A0	2	32-33	GBR11111000	44	54	HL006940000	108	10
G67021640A0	2	32-33	GBR11112000	44	59	HL008420043	106	6
G67041640A0	100	61	GBR11113000	42	40	HL008420044	106	19
G6801164000	68	40	GBR11114000	44	55	HL011800000	108	13
G6802164000	68	41	GBR11115000	4	51	HL011820000	108	12
G8015397000	104	58	GBR11117000	48	39	HM0003800A0	102	16
GBR01120000	46	1	GBR11781000	58	11	HM000570000	74	9
GBR01126000A	46	14	GBR117830A0	58	14	HM000570010	102	24
GBR01160000	38	24	GBR117840A0	58	15	HM000770010	86	32
GBR01168000	46	21	GBR117850A0	58	13	HR030301030	108	7
GBR01175000	44	51	GBR117860A0	58	12	HT002570000	106	11
GBR01422000	60	9	GBR11801000	58	6	HT003570000	106	12

NUMERICAL INDEX OF PARTS

PART NO	PAGE	REF NO.	PART NO	PAGE	REF NO.	PART NO	PAGE	REF NO.
HT003640000	106	10	M8510544BA0	104	13·48	MAZ088230A0A	6	30
HT003920000	106	9	M85115440A0	102	15	MAZ088230B0A	6	29
HW5F18S1228	26	24	M85205440A0	104	50	MAZ08826000	18	37
HX000240000	102	36	M85215400A0	102	19·49	MAZ088270A0	6	12
HX00024000C	102	37	M85215440A0	104	51	MAZ08829000	6	33
HX00055000J	68	19	M85225440A0	104	52	MAZ08901000A	2	6
HX000560000	40	53	M85245400A0	104	56	MAZ089110A0A	6	1
HX000560000	66	34	M85245440A0	104	53	MAZ08912000	6	6
HX00056000C	40	54	M85255400A0	104	57	MAZ089130A0A	6	22
HX00056000C	66	36	M85255440A0	104	54	MAZ089130B0A	6	21
HX00094000C	108	5	M85265440A0	104	55	MAZ08914000A	6	23
HX000980000	58	4	M85295440A0	104	19·49	MAZ08915000A	6	25
HX001160000	106	2	M85305440A0	112	1	MAZ08916000	6	26
HX001230000	34	19	M85405440A0	112	10	MAZ08917000	6	27
HX001500000	2	16	M85415440A0	112	11	MAZ08918000	6	40
HX001500000	82	80	M85425430A0	112	15	MAZ08919000	8	49
HX00150000A	6	41	M85425440A0	112	19	MAZ08920000A	8	59
HX00150000A	34	24	M85435430A0	112	16	MAZ08921000	8	60
HX00150000A	78	37	M8601543BA0	102	5	MAZ08922000	8	61
HX00150000A	84	38	M8601543BA0	106	1	MAZ08941000	34	1
HX00150000E	26	42	M8602544AA0	106	7	MAZ08942000	34	3
HX00150000F	84	37	M8602544AA0A	102	7	MAZ08943000A	34	2
HX00222000A	102	34	M8603544000	108	9	MAZ08944000	34	4
HX002400000	108	2	M8603544AA0	102	11	MAZ08945000	34	7
HX00269000B	102	12	M8603544AA0	108	8	MAZ089710A0	2	18
HX003390000	54	68	M8630544000	112	5	MAZ089710B0	4	47
HX004100000	102	35	M8631543AA0	108	1	MAZ08972000	2	20
M1001544000A	102	1	M8631543AA0	112	8	MAZ08973000	2	19
M10025440A0	102	2	M9620110000	102	46	MAZ08974000	4	49
M1004540000	102	4	MAO11532000	118	21	MAZ089810A0	28	48
M1004544000A	102	9	MAO11602N00	94	21	MAZ089820A0	6	19
M1010544000	102	38	MAO12502000	26	13	MAZ089830A0	34	17
M1010544B00	104	60	MAO125030A0	26	18	MAZ089840A0	34	13
M1020544000	102	39	MAO71012000	26	19	MAZ089850A0	28	47
M1021540000	102	43	MAT80113T00	26	26	MAZ089860A0	26	20
M1021544000	102	42	MAT80115T00	26	23	MAZ16522000	6	37
M1022543000	102	40	MAZ02502000	26	3	MAZ16723000	8	50
M1022544000	102	41	MAZ02503000	26	1	MC4742J1005	36	19
M1030544000	112	2	MAZ02504000	26	31	MTJMS000060	98	2
M1031544000	112	3	MAZ02505000	26	34	MTQ700B1600	24	1
M1032540000	112	6	MAZ02507000A	26	39	MTQ700B1604	36	18
M1033543000	112	12	MAZ08801000	26	28	NM3034000SF	106	8
M1040544000	112	17	MAZ088060A0	26	37	NM3034000SF	108	20
M3007519000	104	59	MAZ08820000	2	17	NM3034000SF	112	7
M85105440A0	102	13·48	MAZ08823000A	6	31	NM3040520SF	102	18

NUMERICAL INDEX OF PARTS

PART NO	PAGE	REF NO.	PART NO	PAGE	REF NO.	PART NO	PAGE	REF NO.
NM6030001MB	26	17	NS6110350SP	34	8	PJ304040504	78	36
NM6030001SC	4	54	NS6110360SP	44	67	PJ304040504	100	54
NM6030001SC	40	55	NS6120310SP	16	14	PJ305040503	110	28
NM6030001SC	66	37	NS6120310SP	18	20	PJ305065201	68	30
NM6040001SC	2	31	NS6150310SP	14	48	PJ308040002	116	32
NM6040001SC	38	66	NS6150310SP	20	59	PJ309005201	68	23
NM6040001SC	40	66	NS6150310SP	30	28	PJ309005203	68	22
NM6040001SC	42	50	NS6150430SP	22	23	PS0160122KH	84	6
NM6040001SC	44	50	NS6150440SP	24	12	PS0200082KH	2	43
NM6040001SC	46	7	NS6160520SP	12	33	PS0200142K0	12	34
NM6040001SC	48	66	NS6160520SP	16	8	PV010507000	116	30
NM6040001SC	50	66	NS6620310SP	18	51	PV020501000	116	34
NM6040001SC	52	24	NS6620310SP	20	51	PV1551070A0	68	17
NM6040001SD	2	27	NS6660511SP	8	65	PV1551080A0	68	7
NM6043212SA	26	21	NS6680410SP	24	16	PX500017000	86	9
NM6050001SC	38	30	NS6680410SP	30	11	PX500018000	100	52
NM6050001SC	42	3	NS6680480SP	24	19	RC0150001KP	86	42
NM6050001SC	46	9	PA0601004A0	6	46	RC2500001KP	46	2
NM6050001SC	98	22	PA160100500	78	34	RC3500002KP	86	41
NM6050001SE	118	15	PA160100500	110	23	RE0200000K0	38	5
NM6060001SC	42	46	PA1601510A0	100	53	RE0200000K0	50	69
NM6060001SC	56	5	PA2002513A0	86	13	RE0250000K0	26	30
NM6060001SC	62	33	PA2007503A0	116	18	RE0250000K0	48	42
NM6060001SC	78	19	PA2502002A0	98	34	RE0400000K0	84	4
NM6060001SC	98	69	PA800012000	84	22	RE0400000K0	94	14
NM6060001SC	100	69	PC010514000	68	20	RE0600000K0	98	17
NM6060001SC	110	22	PC015108000	86	14	RE0700000K0	90	44
NM6060001SC	116	10	PC015108000	96	16	RE0800000K0	42	41
NM6080001SC	56	21	PC015108000	116	19	RE0901110K0	26	27
NM6080001SC	80	6	PD02010000B	30	2	RE1200000K0	48	19
NM6080001SC	90	41	PF0552090A0	68	21	SB110000400	52	42
NM6080003SC	96	14	PH0300125S0	42	42	SB115000200	86	40
NM6080003SC	116	21	PH0300185S0	52	16	SB115000400	38	15
NM6100001SC	86	39	PJ015251001	68	32	SD0400191TP	114	4
NM6160001SC	62	20	PJ020500001	68	14	SD0402001TP	12	10
NM6860003SC	6	39	PJ030520001	68	29	SD0450403TP	8	51
NM7030510SA	8	48	PJ046052503	8	47	SD0460571CP	28	50
NS6080210SP	8	56	PJ050525201	68	27	SD0481451SP	32	21
NS6080210SP	12	4	PJ210304010	84	25	SD0500404SP	6	16
NS6080210SP	32	36	PJ301040504	68	13	SD0500721SP	18	17
NS6080340SP	14	57	PJ301040504	116	33	SD0550211SP	26	38
NS6090310SP	6	14	PJ301060503	98	36	SD0550303SP	6	20
NS6090310SP	114	1	PJ301065103	68	15	SD0600095TH	10	5
NS6110310SP	26	33	PJ301065201	68	28	SD0600341TP	38	6
NS6110310SP	32	11	PJ303060001	68	36	SD0600401SD	2	26

NUMERICAL INDEX OF PARTS

PART NO	PAGE	REF NO.	PART NO	PAGE	REF NO.	PART NO	PAGE	REF NO.
SD0600401TP	38	12-64	SL4031891SC	102	10	SM5040601SC	58	5
SD0600651TP	44	64	SL4040691SC	58	3	SM6030402TN	110	9
SD0601021SP	38	13	SL4040691SC	102	44	SM6030402TP	8	62
SD0630272SP	20	53	SL4041081SF	68	42	SM6030602TP	38	25
SD0630301SP	20	48	SL4041081SF	76	49	SM6030602TP	44	65
SD0640211SP	18	29	SL4041081SF	82	81	SM6030602TP	62	7
SD0640241SP	10	16	SL4041081SF	84	39	SM6030602TP	84	23
SD0640271TP	18	15	SL4041081SF	102	25	SM6030602TP	90	48
SD0640323TP	18	47	SL4041091SC	58	16	SM6030602TP	92	48
SD0640323TP	20	47	SL4051091SC	102	14	SM6030802TP	4	53
SD0640391TP	6	35	SM0030601SA	80	45	SM6030802TP	6	42
SD0640471SP	18	28	SM0040601SA	34	25	SM6030802TP	52	57
SD0640481SP	16	30	SM0040601SA	66	33	SM6030802TP	54	57
SD0640961SP	16	10	SM0040601SA	78	38	SM6030802TP	74	44
SD0640961SP	32	30	SM0040601SA	80	17	SM6030802TP	92	52
SD0641322TP	18	6	SM0040601SA	86	45	SM6031002TP	82	70
SD0680271SP	30	17	SM0040601SA	98	30	SM6031002TP	110	33
SD0790601SP	18	44	SM0040601SA	102	3	SM6031202TP	42	8
SD0790802SP	14	58	SM0040601SA	110	26	SM6031202TP	84	14
SD0791051SP	16	32	SM0040601SC	48	2	SM6031402TP	38	43
SD0791271SP	12	3	SM0040601SC	52	3	SM6031402TP	42	29
SD0791331SP	32	6	SM0040601SC	56	17	SM6031502TP	74	14
SD0791501SP	12	13	SM0041001SC	2	28	SM6031502TP	82	76
SD1127321SP	32	1	SM0041001SN	56	28	SM6031602TP	94	22
SK1271301SD	62	21	SM0060801SA	62	27	SM6033052TP	68	10
SK3311301SA	74	41	SM0861201SA	48	75	SM6033052TP	74	37
SK3381301SC	46	30	SM0861201SA	50	75	SM6033052TP	78	35
SK3381301SC	58	10	SM0861201SA	54	67	SM6033052TP	110	24
SK3381301SC	98	19	SM1020801SD	34	18	SM6040602TP	4	60
SK3381601SC	62	30	SM1030601SC	84	21	SM6040602TP	82	52
SK3381601SC	82	62	SM1030801SC	84	28	SM6040602TP	84	9
SL4020881SC	112	14	SM1031401SC	44	57	SM6040602TP	110	18
SL4030681SC	34	12	SM1040601SC	52	13	SM6040802TN	58	17
SL4030681SC	58	18	SM1041201SC	52	12	SM6040802TP	50	63
SL4030881SC	52	5	SM4030401SC	34	14	SM6040802TP	62	41
SL4030881SF	100	68	SM4030601SN	56	25	SM6040802TP	66	21
SL4030881SF	112	9	SM4031601SB	26	15	SM6040802TP	70	43
SL4031081SC	46	33	SM4031851SR	104	63	SM6040802TP	74	27
SL4031081SF	106	18	SM4040601SB	26	4	SM6040802TP	80	72
SL4031081SF	108	25	SM4041001SC	102	28	SM6040802TP	82	72
SL4031281SF	108	17	SM4041001SN	56	12	SM6040802TP	90	35
SL4031291SC	106	17	SM4043601SN	102	17	SM6040802TP	94	26
SL4031481SF	102	33	SM4051001SN	56	15	SM6040802TR	42	20
SL4031481SF	108	11	SM4051405SE	118	13	SM6040802TR	48	13
SL4031681SF	102	31	SM4860501SC	52	8	SM6040802TR	52	34

NUMERICAL INDEX OF PARTS

PART NO	PAGE	REF NO.	PART NO	PAGE	REF NO.	PART NO	PAGE	REF NO.
SM6041002TP	40	49	SM6061202TP	86	26	SM8060802TP	74	35
SM6041002TP	42	23	SM6061202TP	90	20	SM8060812TP	116	13
SM6041002TP	48	47	SM6061202TP	94	9	SM8061002TP	32	32
SM6041002TP	50	47	SM6061202TP	116	15	SM9031603SE	4	52
SM6041002TP	54	55	SM6061602TP	50	70	SM9041050SC	78	29
SM6041002TP	66	29	SM6061602TP	70	28	SM9050813SE	118	17
SM6041002TP	70	34	SM6061602TP	90	24	SM9061003SC	110	3
SM6041202TP	48	62	SM6061602TP	98	31	SM9061080SE	118	16
SM6041202TP	50	62	SM6062002TP	46	36	SM9066503SC	98	5
SM6041202TP	52	38	SM6062002TP	70	52	SM9082003SC	98	42
SM6041202TP	80	34	SM6062002TP	72	52	SS1061010SP	34	10
SM6041202TP	90	30	SM6062002TP	74	6	SS1110710SP	10	12
SM6041202TP	100	56	SM6063002TP	40	57	SS2090550TP	34	9
SM6041402TP	42	28	SM6082002TN	62	15	SS2110920TP	10	1
SM6042002TP	38	33	SM6082002TN	86	10	SS4090615SP	16	18
SM6042002TP	44	47	SM6082002TN	90	15	SS4110715SP	2	56
SM6042002TP	80	30	SM6082002TN	98	39	SS4110715SP	4	56
SM6042502TP	44	52	SM6082502TN	74	23	SS4110815SP	28	46
SM6050802TP	40	47	SM6083042CH	2	10	SS4110815SP	56	3
SM6050802TP	84	30	SM6083542CH	2	11	SS4110915SP	32	33
SM6051202TP	42	12	SM8030402TP	48	30	SS4120615SP	16	26
SM6051202TP	52	54	SM8030502TP	84	19	SS4150915SP	12	44
SM6051202TP	54	54	SM8040402TP	46	34	SS5060310SP	26	40
SM6051202TP	70	50	SM8040402TP	54	52	SS5150510SP	22	19
SM6051202TP	72	50	SM8040402TP	78	40	SS6081010TP	6	45
SM6051202TP	98	49	SM8040402TP	80	10	SS6081210SP	32	35
SM6051202TP	100	49	SM8040402TP	86	20	SS6081810SP	8	55
SM6051552TP	38	17	SM8040402TP	90	27	SS6090420SP	34	11
SM6051602TP	42	43	SM8040402TP	96	10	SS6091210TP	24	7
SM6051602TP	52	41	SM8040402TP	110	30	SS6120930TP	12	35
SM6052002TP	52	31	SM8040602TP	38	40	SS6121050SP	14	53
SM6052502TP	38	20	SM8040602TP	42	39	SS6121212TP	26	43
SM6053002TP	98	35	SM8040602TP	46	26	SS6121220TP	26	36
SM6061002TP	70	31	SM8040602TP	86	31	SS6121610TP	14	51
SM6061002TP	82	59	SM8042502TP	48	11	SS6121610TP	18	27
SM6061002TP	114	9	SM8050502TP	38	27	SS6152440SP	22	11
SM6061202TN	98	9	SM8050502TP	42	45	SS6660712TP	10	41
SM6061202TN	110	8	SM8050602TP	38	8	SS7080310SP	10	7
SM6061202TP	62	35	SM8050602TP	42	2	SS7080510TP	24	3
SM6061202TP	68	24	SM8050602TP	46	13	SS7090410SP	6	34
SM6061202TP	70	46	SM8050602TP	98	15	SS7090510SP	12	16
SM6061202TP	74	20	SM8050612TP	46	16	SS7090520SP	2	42
SM6061202TP	78	8	SM8050812TP	46	20	SS7090520TP	26	41
SM6061202TP	80	48	SM8050842TP	46	35	SS7090620TP	10	20
SM6061202TP	82	48	SM8050842TP	52	44	SS7091110SP	26	9

NUMERICAL INDEX OF PARTS

PART NO	PAGE	REF NO.	PART NO	PAGE	REF NO.	PART NO	PAGE	REF NO.
SS7091480SP	6	13	SS9621413SP	6	4	WP0450801SD	4	57
SS7110340SP	26	2	TA0800504R0	102	22	WP0450801SD	56	29
SS7110840SP	2	39	TA0800504R0	112	18	WP0450801SD	68	43
SS7110840SP	10	8	WP0280500SC	52	9	WP0451026SH	8	52
SS7110840SP	34	21	WP0320500SC	40	52	WP0451026SH	18	16
SS7111120SP	26	12	WP0320500SC	54	59	WP0480856SP	14	52
SS7111410TP	18	39	WP0320500SC	56	24	WP0480856SP	26	49
SS7121410SP	2	5	WP0320501SC	6	64	WP0480856SP	28	49
SS7150940SP	6	3	WP0320501SC	8	64	WP0480856SP	34	23
SS7151210SP	18	46	WP0320501SC	62	9	WP0501016SD	2	3
SS7151210SP	26	7	WP0320501SC	68	12	WP0501016SD	6	5
SS7151340TP	30	4	WP0320501SC	74	46	WP0501016SD	12	61
SS8110310SP	10	26	WP0320501SC	76	46	WP0501016SD	14	61
SS8110410TP	10	22	WP0320501SC	82	78	WP0501016SD	16	13
SS8110410TP	18	22	WP0320501SC	84	24	WP0501016SD	32	34
SS8110750SP	22	6	WP0320501SC	90	54	WP0520656SA	118	18
SS8150410TP	10	24	WP0320501SC	92	54	WP0531000SC	56	30
SS8150710SP	2	45	WP0320501SC	94	24	WP0531001SC	84	32
SS8150912TH	32	22	WP0320501SC	110	35	WP0531001SC	98	51
SS8151150SP	10	37	WP0330501SB	26	16	WP0531001SC	100	51
SS8151150SP	16	38	WP0371016SD	14	56	WP0531001SF	42	44
SS8151150SP	18	24	WP0430800SC	38	51	WP0612066SP	20	57
SS8151150SP	22	25	WP0430800SC	40	51	WP0621016SD	18	45
SS8151150SP	36	3	WP0430800SC	42	36	WP0621016SD	26	6
SS8151570SP	30	15	WP0430800SC	48	73	WP0621016SH	72	51
SS8152030SP	16	29	WP0430800SC	50	73	WP0621026SP	22	12
SS8660330SP	10	32	WP0430800SC	52	36	WP0641600SC	46	12
SS8660512TP	10	31	WP0430800SC	56	13	WP0641600SC	50	72
SS8660612TP	10	42	WP0430800SC	66	30	WP0641600SC	56	6
SS8660612TP	18	11	WP0430801SC	2	30	WP0641601SC	62	37
SS8660612TP	22	29	WP0430801SC	44	60	WP0641601SC	68	26
SS8660612TP	24	22	WP0430801SC	62	43	WP0641601SC	70	48
SS8660942TP	24	23	WP0430801SC	66	23	WP0641601SC	72	48
SS8680810TP	16	36	WP0430801SC	70	45	WP0641601SC	74	22
SS8681412TP	16	40	WP0430801SC	74	43	WP0641601SC	78	14
SS8701042TP	22	21	WP0430801SC	78	31	WP0641601SC	80	61
SS8701782TP	22	22	WP0430801SC	80	74	WP0641601SC	82	61
SS9091010SP	6	11	WP0430801SC	82	74	WP0641601SC	86	28
SS9120623TP	16	4	WP0430801SC	84	11	WP0641601SC	90	26
SS9150860SP	30	24	WP0430801SC	90	37	WP0641601SC	94	11
SS9151160CP	18	12	WP0430801SC	94	28	WP0641601SC	98	71
SS9151160CP	30	21	WP0430801SC	98	57	WP0641601SC	100	71
SS9151420TP	14	47	WP0430801SC	100	57	WP0641601SC	110	14
SS9151630CP	24	11	WP0430801SC	110	19	WP0641601SC	114	11
SS9202443CP	32	14	WP0450801SD	2	57	WP0641601SC	116	17

NUMERICAL INDEX OF PARTS

PART NO	PAGE	REF NO.	PART NO	PAGE	REF NO.	PART NO	PAGE	REF NO.
WP0650876SD	2	24	WS0410002KN	52	35	WS0631510KP	20	55
WP0651056SD	30	5	WS0410002KN	62	42	WS0820002KN	62	16
WP0703516SP	18	31	WS0410002KN	66	31	WS0820002KN	74	24
WP0704016SP	18	32	WS0410002KN	70	44	WS0820002KN	80	7
WP0704516SP	18	30	WS0410002KN	74	42	WS0820002KN	86	11
WP0751576SD	18	36	WS0410002KN	78	30	WS0820002KN	90	39
WP0841601SC	56	31	WS0410002KN	80	73	WS0820002KN	96	12
WP0841601SC	62	17	WS0410002KN	82	73	WS0820002KN	98	43
WP0841601SC	74	25	WS0410002KN	84	10	WS0820002KN	116	22
WP0841601SC	80	8	WS0410002KN	90	36	WS1020002KN	86	37
WP0841601SC	86	12	WS0410002KN	94	27	WT0320001KN	112	20
WP0841601SC	90	40	WS0410002KN	98	20	WT0430001KN	2	34
WP0841601SC	96	13	WS0410002KN	110	29	WT0430001KN	76	50
WP0841601SC	98	44	WS0410002KN	114	5	WT0430001KN	102	23
WP0841601SC	116	23	WS0410002KS	26	22	WT0640001KN	98	11
WP0850002SP	32	4	WS0510002KN	26	44			
WP0850002SP	98	3	WS0510002KN	34	22			
WP0851846SC	18	34	WS0510002KN	38	21			
WP1052001SC	86	38	WS0510002KN	84	31			
WP1612616SE	118	12	WS0510002KN	98	50			
WS0310002KN	4	55	WS0510002KN	100	50			
WS0310002KN	34	15	WS0510002KN	118	19			
WS0310002KN	38	45	WS0510002KS	42	13			
WS0310002KN	44	49	WS0521010KN	26	35			
WS0310002KN	54	58	WS0521010KN	118	20			
WS0310002KN	62	8	WS0610002KN	38	10			
WS0310002KN	68	11	WS0610002KN	46	5			
WS0310002KN	74	45	WS0610002KN	50	71			
WS0310002KN	82	77	WS0610002KN	56	7			
WS0310002KN	84	15	WS0610002KN	62	36			
WS0310002KN	90	53	WS0610002KN	68	25			
WS0310002KN	92	53	WS0610002KN	70	47			
WS0310002KN	94	23	WS0610002KN	72	47			
WS0310002KN	110	34	WS0610002KN	74	21			
WS0310002KR	6	63	WS0610002KN	78	13			
WS0310002KR	8	63	WS0610002KN	80	60			
WS0310702KS	104	64	WS0610002KN	82	60			
WS0410002KN	2	29	WS0610002KN	86	27			
WS0410002KN	8	57	WS0610002KN	90	25			
WS0410002KN	38	50	WS0610002KN	94	10			
WS0410002KN	40	50	WS0610002KN	98	70			
WS0410002KN	42	61	WS0610002KN	100	70			
WS0410002KN	44	61	WS0610002KN	110	13			
WS0410002KN	48	67	WS0610002KN	114	10			
WS0410002KN	50	67	WS0610002KN	116	16			