

MODEL : AMS-215C/AMS-215P

List No : 0963-03

# PARTS LIST

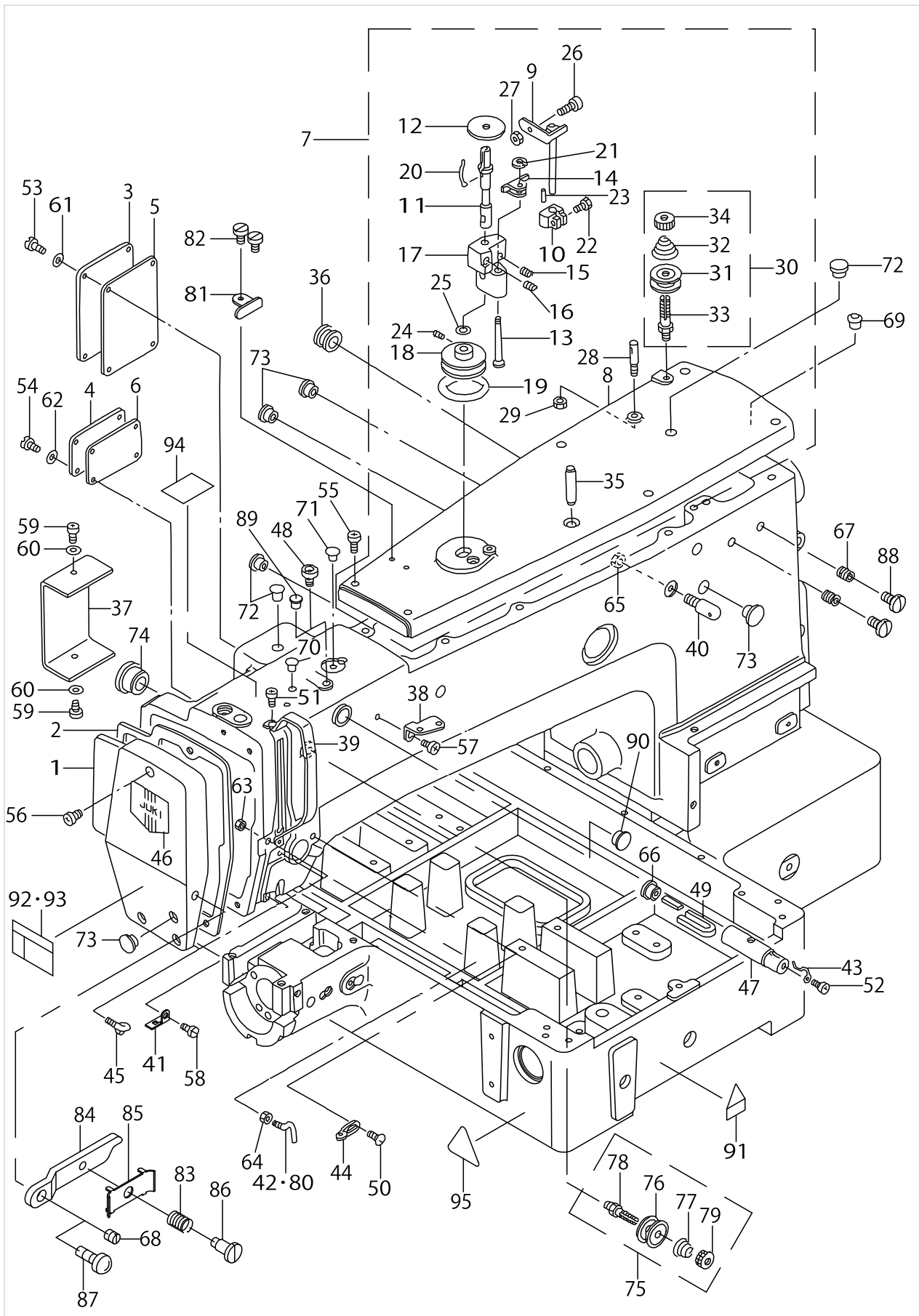
Published:05/12/2017

## CONTENTS

---

FRAME & MISCELLANEOUS COVER COMPONENTS (1) .....	1
FRAME & MISCELLANEOUS COVER COMPONENTS (2) .....	7
FRAME & MISCELLANEOUS COVER COMPONENTS (3) .....	9
MAIM SHAFT & NEEDLE BAR COMPONENTS .....	11
PRESSER MECHANISM COMPONENTS .....	15
SHUTTLE DRIVER SHAFT COMPONENTS.....	19
WIPER MECHANISM COMPONENTS .....	25
TENSION RELEASE & TEREAD TRIMMER MECHANISM COMPONENTS .....	27
X-Y COMPONENTS (1) .....	31
X-Y COMPONENTS (2) .....	33
CLOTH FEED MECHANISM COMPONENTS.....	35
LUBRICATION COMPONENTS .....	39
SENSOR COMPONENTS .....	43
PNEUMATIC COMPONENTS .....	45
TABLE COMPONENTS.....	47
THREAD STAND COMPONENTS.....	51
CONTROL COMPONENTS.....	53
OPERETION BOX COMPONENTS.....	55
CIRCUIT BOARD COMPONENTS .....	57
POWER SUPPLY & CORD COMPONENTS .....	59
PEDAL & ELECTRIC EQUIPMENT ACCESSORIE PART COMPONENTS .....	63
ACCESSORIE PART COMPONENTS .....	65
OPTIONAL PART COMPONENTS.....	67
AMS-215P EXCLUSIVE PART COMPONENTS.....	69
HOW TO MAKE USE OF THIS PARTS LIST .....	75

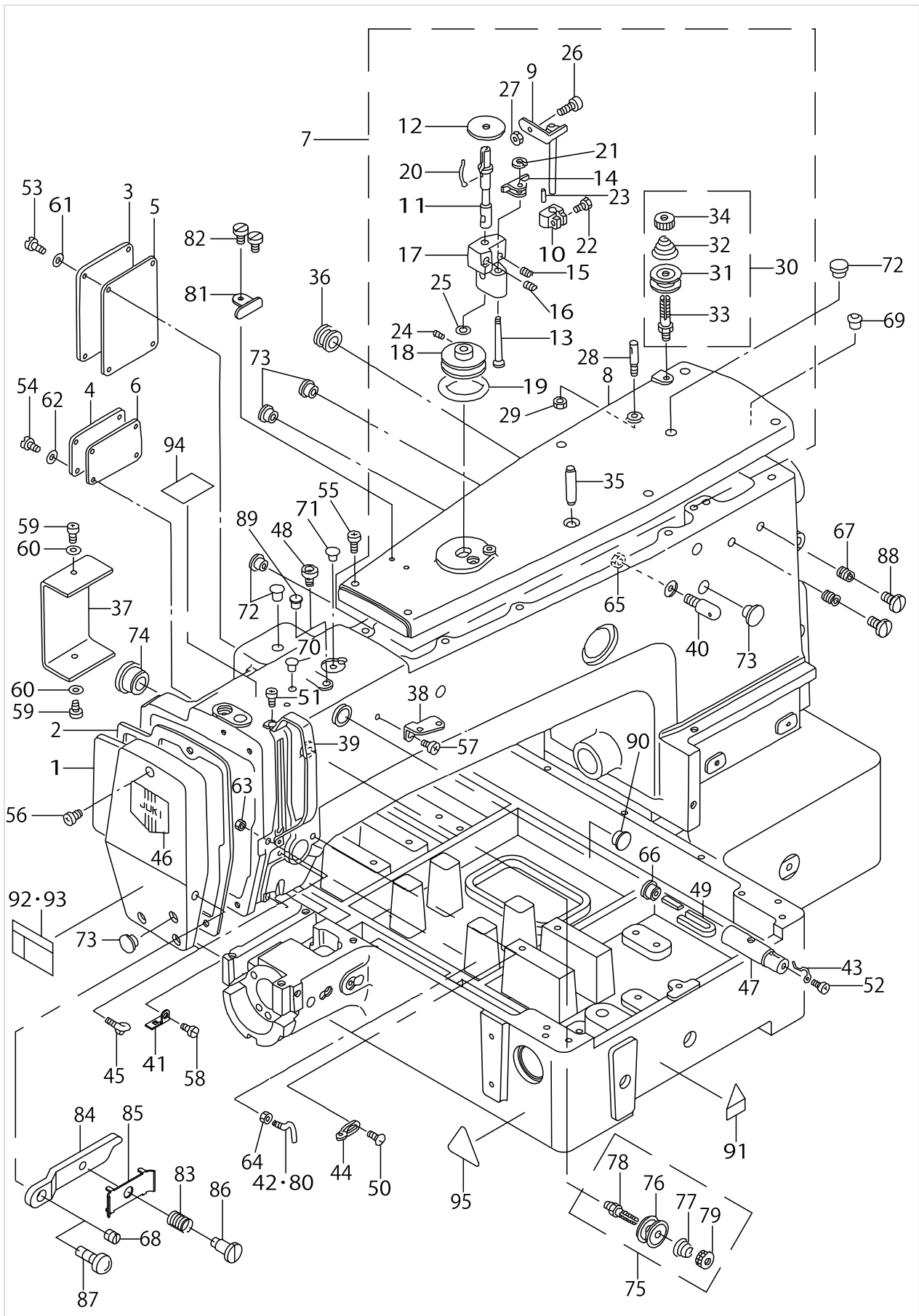
FRAME & MISCELLANEOUS COVER COMPONENTS (1)



FRAME & MISCELLANEOUS COVER COMPONENTS (1)

No.	Supply Code	Parts No.	Replacement	Parts name	Remarks	Choice	Step	Level	Cons	Qty	Rep. QTY
1	D R	B110522000A	B11052200AA	FACE PLATE						1	1.00
2		B1117220000		FACE PLATE GASKET						1	
3		B112222000B		COVER (A)						1	
4		B112322000B		COVER (B)						1	
5		B1124220000		GASKET A						1	
6	D	B1125220000		GASKET B						1	
7	D	B11042200AB		TOP COVER ASM.						1	
8	D	B110422000B		TOP COVER				*		1	
9		B32012100A0		STOP LATCH ASM.				*		1	
10		B3203210000		CAM				*		1	
11		B3204210000		SPINDLE				*		1	
12		B3205210000		CUSHION				*		1	
13		B3206210000		SCREW STUD				*		1	
14		B3207210000		TRIP LATCH				*		1	
15		B3208210000		SPRING A				*		1	
16		B3209210000		SPRING B				*		1	
17		B3210210000		BOBBIN WINDER BASE				*		1	
18		B3211210000		BOBBIN WINDER WHEEL				*		1	
19		B3212210000		FRICITION WHEEL				*		1	
20		B3212761000		LATCH SPRING				*		1	
21		D2430555B00		SNAP RING				*		1	
22		SS9111020TP		SCREW11/64-40L=10				*		1	
23		PS0150065KP		SPRING PIN 1.5X6				*		1	
24		SS8110520TP		SCREW 11/64-40 L= 4.5				*		2	
25		WP0651056SH		WASHER 6.5X11X1				*		1	
26		B3208280000		BOBBIN WINDER A-DJUSTING SCREW				*		1	
27		NS6110530SP		NUT 11/64-40				*		1	
28		10007003		THREAD GUIDE PIN				*		1	
29		NS6110310SP		NUT 11/64-40				*		1	
30	R	B11152320A0	26218651	FIRST THREAD TENSION ASM.				*		1	1.00
31	R	B3126012000	22921506	THREAD TENSION DISK				*		2	1.00
32		B1115232000		FIRST THREAD TENSION SPRING				*		1	
33	R	B3123352000	26220400	THREAD TENSION ROD				*		1	1.00
34	R	B3125012000	22928808	THREAD TENSION NUT				*		1	1.00
35		PS0800302KH		SPRING PIN 8X30				*		1	
36		B1126210000		WIRE BUSHING						1	
37		B112821000B		SWITCH COVER						1	
38	R	B1111232000	26211904	THREAD GUIDE PLATE						1	1.00
39	R	13816608	26211607	BALANCE COVER						1	1.00
40	R	B1123280000	26212001	FIRST THREAD GUIDE						1	1.00
41		B1129210000		FRAME THREAD GUIDE (B)						1	
42	R	B1125280000	26212209	L-SHAPED THREAD GUIDE A						1	1.00
43		B1127280000		SILICON OIL THREAD GUIDE						1	
44		B1126552000		ARMTHREADGUIDEA						1	
45		B3114771000		THREAD GUIDE						1	
46		B1178191000		FACE PLATE DRESSING TABLE						1	

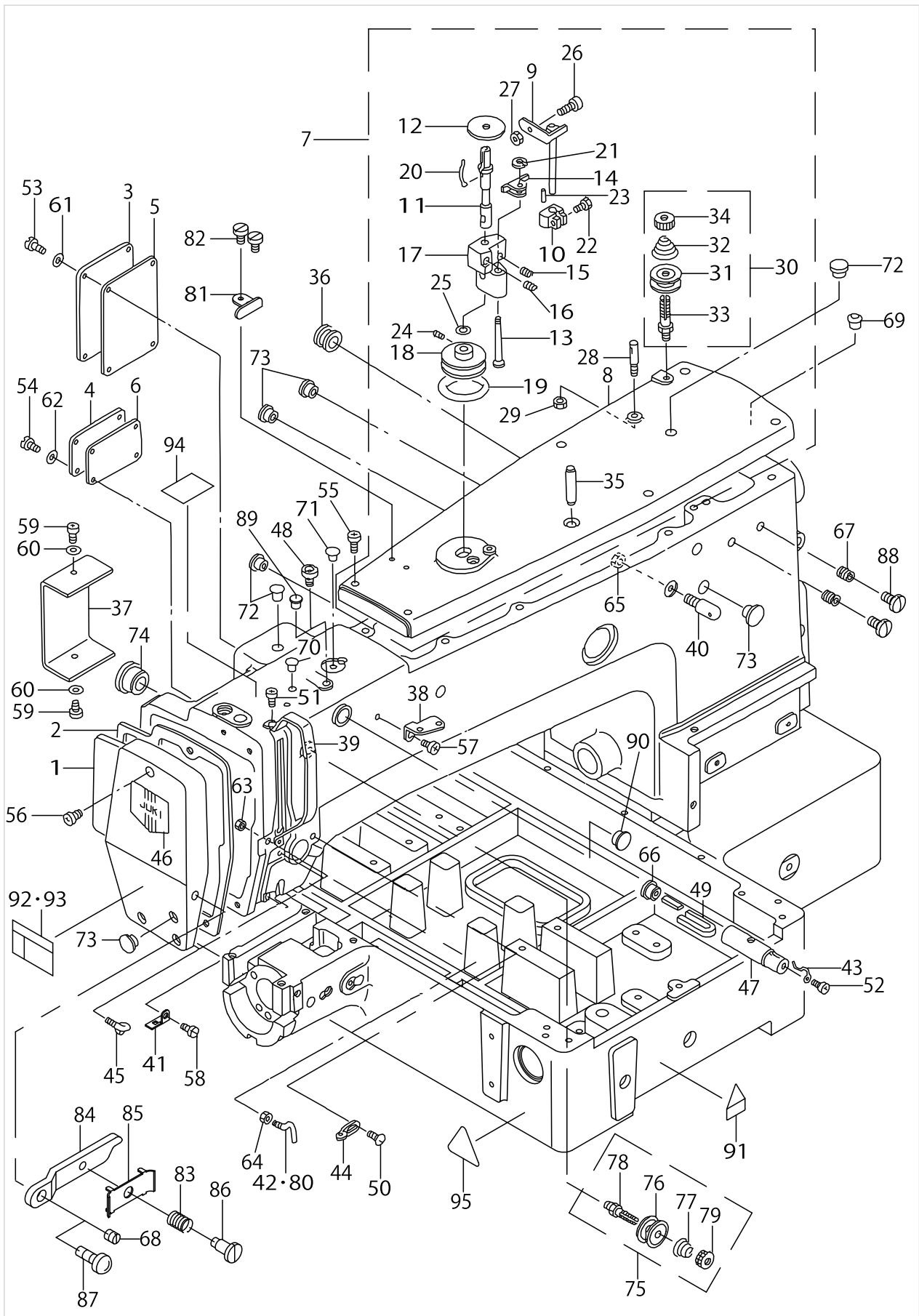
FRAME & MISCELLANEOUS COVER COMPONENTS (1)



FRAME & MISCELLANEOUS COVER COMPONENTS (1)

No.	Supply Code	Parts No.	Replacement	Parts name	Remarks	Choice	Step	Level	Cons	Qty	Rep. QTY
47		13501309		SILICON OIL PIPE						1	
48		13501408		SILICON OIL POURING HOLE						1	
49		13501705		SILICON OIL FELT						1	
50		SS3090610SP		SCREW 9/64-40 L=6						1	
51		SS4090715SP		SCREW 9/64-40 L=7						2	
52		SS4110515SP		SCREW 11/64-40 L=5						1	
53		SS4110815SP		SCREW 11/64-40 L=8						4	
54		SS4110815SP		SCREW 11/64-40 L=8						4	
55		SS4111015SP		SCREW 11/64-40 L=10						6	
56		SS4111015SP		SCREW 11/64-40 L=10						3	
57		SS4150715SP		SCREW 15/64-28 L=7						1	
58		SS7110840SP		SCREW 11/64-40 L=7.8						1	
59		SM4040601SC		SCREW M4X0.7 L=6						2	
60		WP0430801SC		WASHER 4.3X9X0.8						2	
61		WP0450000SD		WASHER 4.5X8X0.5						4	
62		WP0450000SD		WASHER 4.5X8X0.5						4	
63		NS6090310SP		NUT 9/64-40						1	
64		NS6090310SP		NUT 9/64-40						1	
65		NS6150310SP		NUT 15/64-28						1	
66		TA1050504R0		RUBBER PLUG						1	
67	D	SS8110560SP		SCREW 11/64-40 L=4.5						2	
68	R	SS8090410TP	SS8090410SP	SCREW 9/64-40 L=3.9						1	1.00
69	R	B1405012000	22901409	CAP						1	1.00
70		TA0750704R0		RUBBER PLUG						1	
71		TA0850604R0		RUBBER PLUG						1	
72		TA1050504R0		RUBBER PLUG						3	
73		TA1250406R0		RUBBER PLUG D=12.5 L=4						4	
74		TA2100904R0		RUBBER PLUG						1	
75	R	B11152320A0	26218651	FIRST THREAD TENSION ASM.						1	1.00
76	R	B3126012000	22921506	THREAD TENSION DISK				*		2	1.00
77		B1115232000		FIRST THREAD TENSION SPRING				*		1	
78	R	B3123352000	26220400	THREAD TENSION ROD				*		1	1.00
79	R	B3125012000	22928808	THREAD TENSION NUT				*		1	1.00
80		B3118771000		TENSION THREAD GUIDE, NO.2	FOR AMS-215CGS			*		1	
81		10502300		COUNTER KNIFE						1	
82	R	SS6090620SP	SS6090620TP	FIX KNIFE						2	1.00
83		B1132521000		BOBBIN	FOR AMS-215CGS					1	
84	D	B1145210000		SCREW DRIVER	FOR AMS-215CGS					1	
85		10129104		INNER HOOK UPPER SPRING	FOR AMS-215CGS					1	
86		SD0380551SL		SHUTTLE RACE RING B ASM.	FOR AMS-215CGS					1	
87	R	SS7090910SP	SS7090910TP	GUIDE PIN	FOR AMS-215CGS					1	1.00
88		SS7110840SP		SHUTTLE	FOR AMS-215CGS					2	
89		TA0750704R0		BOBBIN CASE ASM.	FOR AMS-215CGS					1	
90		TA1470704R0		SPRING	FOR AMS-215CGS					1	
91		CM3002000B2		BOBBIN.	FOR DOME-STIC USE					1	

FRAME & MISCELLANEOUS COVER COMPONENTS (1)

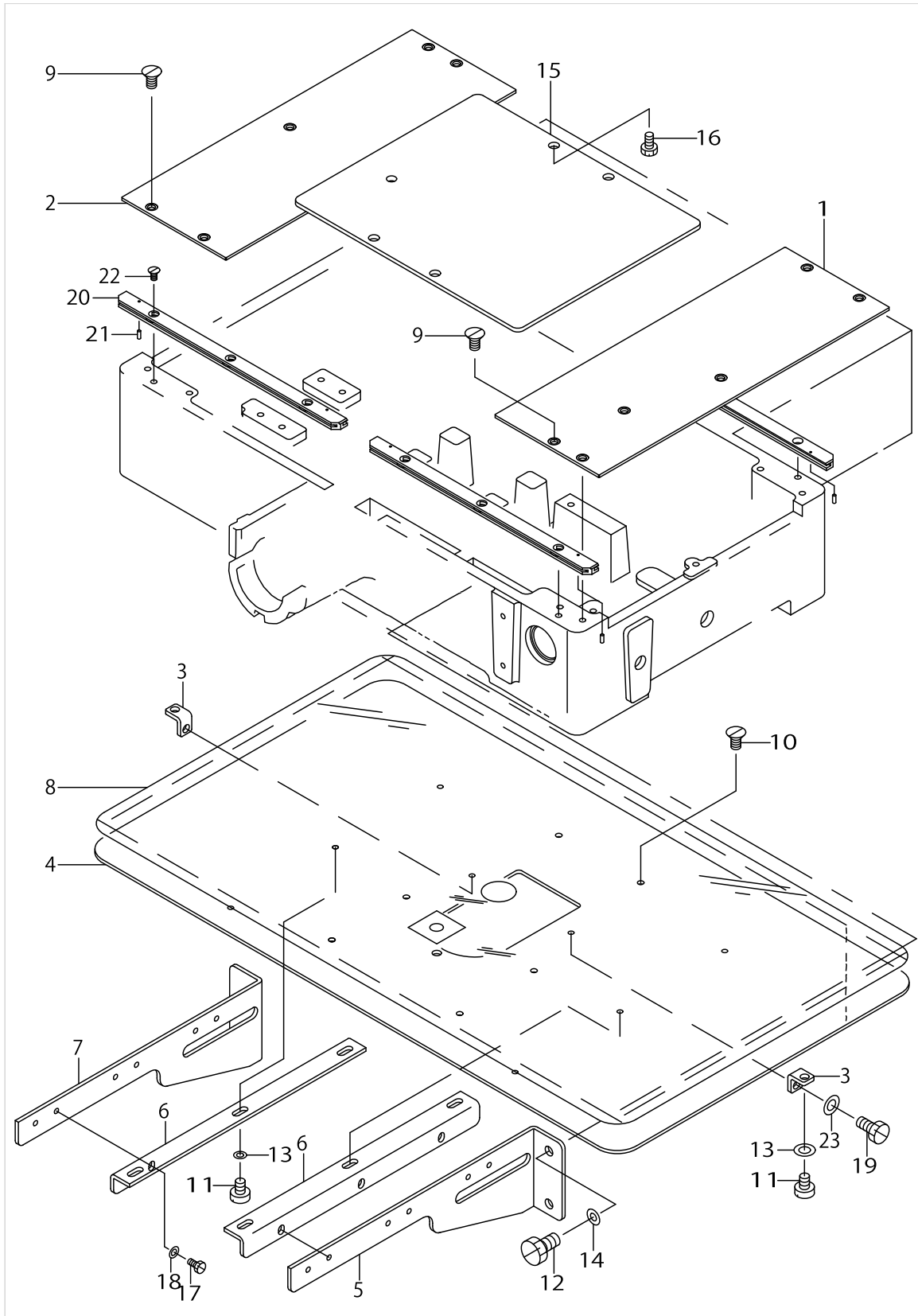


FRAME & MISCELLANEOUS COVER COMPONENTS (1)

No.	Supply Code	Parts No.	Replacement	Parts name	Remarks	Choice	Step	Level	Cons	Qty	Rep. QTY
92		CM300200301		BOBBIN CASE ASM.	FOR DOME- STIC USE					1	
93		CM3002003A1		BOBBIN.	FOR EXPO- RT (EXCEPT JE)					1	
94	D	B1143210000		LABEL	FOR JE					1	
95		CM300200002		CAUTION LABEL(25)	FOR JE					1	



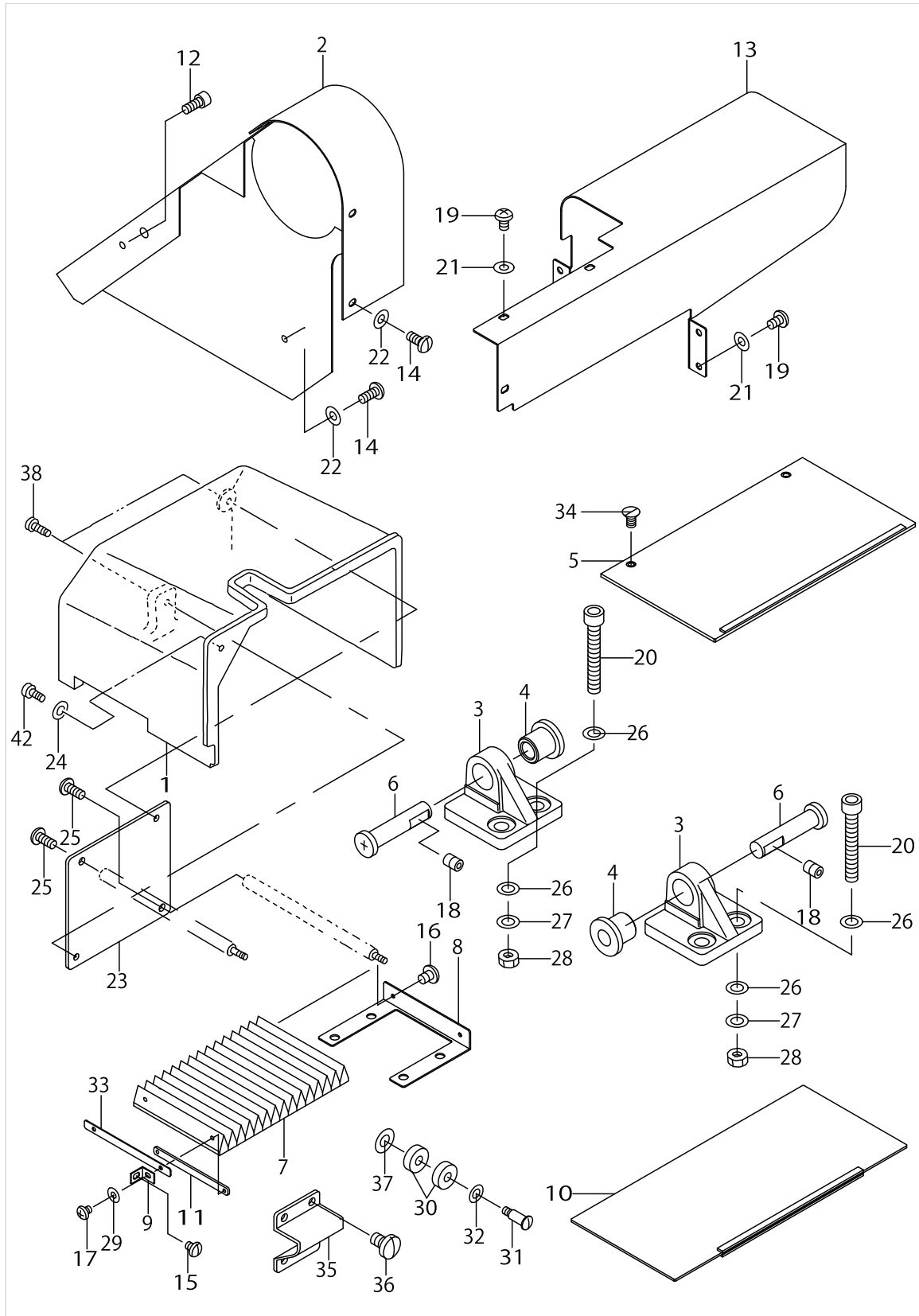
FRAME & MISCELLANEOUS COVER COMPONENTS (2)



FRAME & MISCELLANEOUS COVER COMPONENTS (2)

No.	Supply Code	Parts No.	Replacement	Parts name	Remarks	Choice	Step	Level	Cons	Qty	Rep. QTY
1	D	B1108215A00		RIGHT COVER						1	
2	D	B1108215000		LEFT COVER						1	
3		B1113210000		AUXILIARY COVER SUPPORT						2	
4		B1112215000		NEEDLE PLATE AUXILIARY COVER						1	
5		B1113224000		AUXILIARY COVER SUPPORT RIGHT						1	
6		B1132224000		NEEDLE PLATE AUXILIARY COVER						2	
7		B1121224000		AUXILIARY COVER SUPPORT LEFT						1	
8		B1170215000		AUXILIARY COVER SHEET						1	
9		SS1110840SP		SCREW 11/64-40 L=8						10	
10		SS1110840SP		SCREW 11/64-40 L=8						2	
11		SS6110610TP		SCREW 11/64-40 L=6						8	
12		SS9151160CP		SCREW 15/64-28 L=10.5						4	
13		WP0520656SA		WASHER 5.2X9.5X0.6						8	
14		WP0621016SD		WASHER 6.2X13X1						4	
15	D	B1502215000		PRESSER PLATE						1	
16		SS9151120CP		SCREW15/64-28L=11						8	
17		SS9110920CP		SCREW 11/64-40 L=9						6	
18		WP0520656SA		WASHER 5.2X9.5X0.6						6	
19		SS9121010TP		SCREW						2	
20	D	B1181215000		X REMOVAL COVER						4	
21		PS0150042K0		SPRING PIN 1.5X 4						4	
22		SS1110840SP		SCREW 11/64-40 L=8						12	
23		WP0520656SA		WASHER 5.2X9.5X0.6						2	

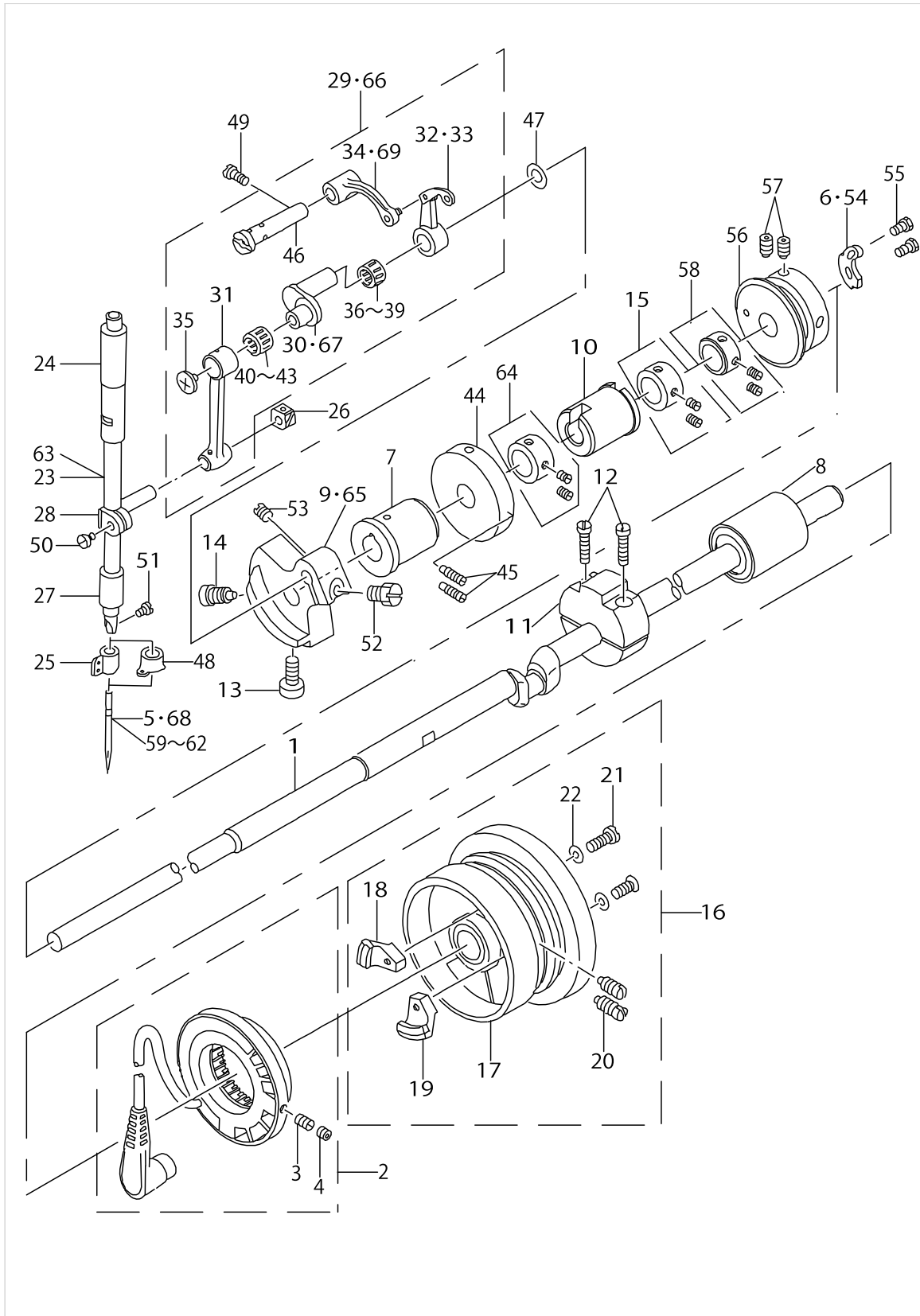
FRAME & MISCELLANEOUS COVER COMPONENTS (3)



FRAME & MISCELLANEOUS COVER COMPONENTS (3)

No.	Supply Code	Parts No.	Replacement	Parts name	Remarks	Choice	Step	Level	Cons	Qty	Rep. QTY
1		B1106215000		SIDE COVER						1	
2	D	B1107215000		BELT COVER						1	
3		B1111215000		BED HINGE						2	
4		B1115215000		BED HINGE RUBBER PAD						2	
5	D	B11882150A0		X REMOVAL UPPER COVER ASM.						2	
6		B2529232000		FEED ACROSS REG- ULATOR SHAFT						2	
7		B1153215000		MOVEMENT COVER						1	
8	D	B1154215000		MOVEMENT COVER STAY						1	
9		B1157215000		MOVEMENT COVER PLATE						2	
10	D	B11872150A0		X REMOVAL LOWER COVER ASM.						2	
11		B1156215000		MOVEMENT COVER FIXING PLATE.						2	
12		SS6111052TP		SCREW						1	
13	D	B1160215000		Y REMOVAL SHAFT COVER						1	
14		SS4110715SP		SCREW 11/64-40 L=7						3	
15		SS4120615SP		SCREW 3/16-28 L=6						2	
16		SM7030450SC		SCREW M3X0.5 L=4						2	
17		SM4030401SC		SCREW M3X0.5 L=4						2	
18		SS8150822TP		SCREW 15/64-28 L=8						2	
19		SS4110715SP		SCREW 11/64-40 L=7						7	
20	D	SM6107002TP		SCREW M10 L=70						4	
21		WP0450801SD		WASHER 4.5X10X0.8						7	
22		WP0450801SD		WASHER 4.5X10X0.8						3	
23	D	B1130215000		SIDE COVER SPACER						1	
24		WP0450801SD		WASHER 4.5X10X0.8						1	
25		SS7110710SP		SCREW 11/64-40 L=7						2	
26		WP1052001SC		WASHER 10,5X21X2						8	
27		WS1020002KN		SPRING WASHER M10						4	
28		NM6100001SC		NUT M10X1.5						4	
29		WP0330501SB		WASHER M3						2	
30		SB108000400		BUSHING						2	
31		SD0791503SP		HINGE SCREW D=7.94 H=15						1	
32		WP0820816SD		WASHER 8.2X16X0.8						1	
33		B1155215000		REMOVAL FIXED PLATE						1	
34		SS1110840SP		SCREW 11/64-40 L=8						4	
35		B1116215000		FRAME SUPPORT						1	
36		SS7150910TP		SCREW 15/64-28 L=9						4	
37		WP0621016SD		WASHER 6.2X13X1						1	
38		SS4111015SP		SCREW 11/64-40 L=10						1	

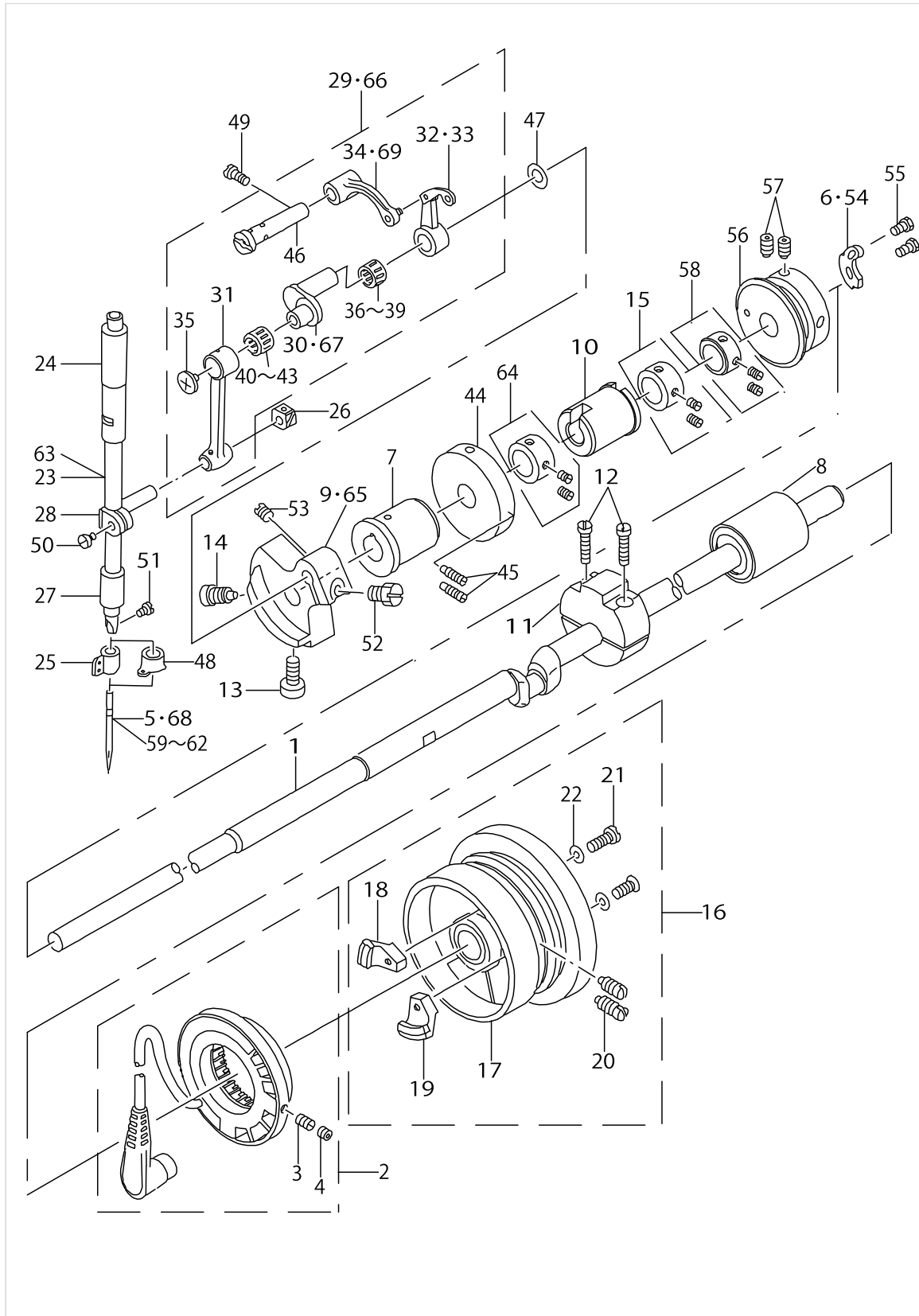
MAIN SHAFT & NEEDLE BAR COMPONENTS



MAIM SHAFT & NEEDLE BAR COMPONENTS

No.	Supply Code	Parts No.	Replacement	Parts name	Remarks	Choice	Step	Level	Cons	Qty	Rep. QTY
1		B1201215000		UPPER SHAFT						1	
2		B12092100A0		GENERATOR STATOR ASM.						1	
3		SS8111010TP		SCREW 11/64-40 L=9.5				*		2	
4		SS8110422TP		SCREW 11/64-40 L=4				*		2	
5		MDP170B2300		NEEDLE DPX17 #23	FOR AMS-215CGS					1	
6		B2312210A00		TENSION RELEASE NOTCH	FOR AMS-215CGS					1	
7		B1202210000		BUSHING, FRONT						1	
8		B12042100A0		BUSHING, REAR						1	
9	D	B1206210000		COUNTERWEIGHT						1	
10		B1203215000		BUSHING INNER						1	
11	D	B1207205000		CRANK BALANCER						1	
12		SS6122510SP		SCREW 3/16-28 L=25						2	
13		SS6151412TP		SCREW 15/64-28 L=14						1	
14		SS6681712TP		SCREW 9/32-28 L=16.5						1	
15		CS147121ESH		THRUST COLLAR A- SM.D=14.72 W=12						1	
16		B12052100BA		HAND WHEEL ASM.						1	
17	R	B12052100AA	B12052100BA	HAND WHEEL ASM.				*		1	1.00
18		M40071100AB		MAGNET FITTING BASE B ASM.				*		1	
19		B12082100A0		SOLENOID INSTALL- ING PLATE ASM.				*		1	
20		SS8151550SP		SCREW 15/64-28 L=15				*		2	
21		SS6111210SP		SCREW 11/64-40 L=12				*		2	
22		WP0450801SD		WASHER 4.5X10X0.8				*		2	
23		B1401210000		NEEDLE BAR						1	
24	R	B1402280000	26203208	NEEDLE ROD METAL						1	1.00
25		B1405210000		THREAD GUIDE A						1	
26		B1414232000		SQUARE BLOCK						1	
27		B1403280000		NEEDLE ROD LOWER METAL						1	
28		B14115520A0		NEEDLE BAR CONNECTING ASM.						1	
29		B19012800B0		LINK BALANCE ASM.						1	
30		B1203280000		NEEDLE ROD CRANK				*		1	
31		B1404280000		NEEDLE BAR CRANK ROD				*		1	
32	D	B19012800A0		BALANCE ASM.				*		1	
33	R	B19012100A0	B19012100C0	THREAD TAKE-UP LEVER COMPL.	FOR AMS-215CGS			*		1	1.00
34	R	B1903280000	B19012800A0	THREAD TAKE-UP CRANK				*		1	1.00
35		B1903552000		LEFT SCREW				*		1	
36		B1905541A00		NEEDLE BEARING, A	SELECTIVE PART			*		1	
37		B1905541B00		NEEDLE BEARING	SELECTIVE PART			*		1	
38		B1905541C00		NEEDLE BEARING	SELECTIVE PART			*		1	
39		B1905541D00		NEEDLE BEARING	SELECTIVE PART			*		1	
40		B1411804A00		BEARING (A)	SELECTIVE PART			*		1	
41		B1411804B00		NEEDLE DRIVING L- EVER BEARING B	SELECTIVE PART			*		1	
42		B1411804C00		NEEDLE DRIVING L- EVER BEARING C	SELECTIVE PART			*		1	
43		B1411804D00		BEARING (D)	SELECTIVE PART			*		1	
44		B3213205000		BOBBIN WINDER DRIVING WHEEL						1	
45		SS8111610SP		SCREW 11/64-40 L=15.5						2	

MAIM SHAFT & NEEDLE BAR COMPONENTS

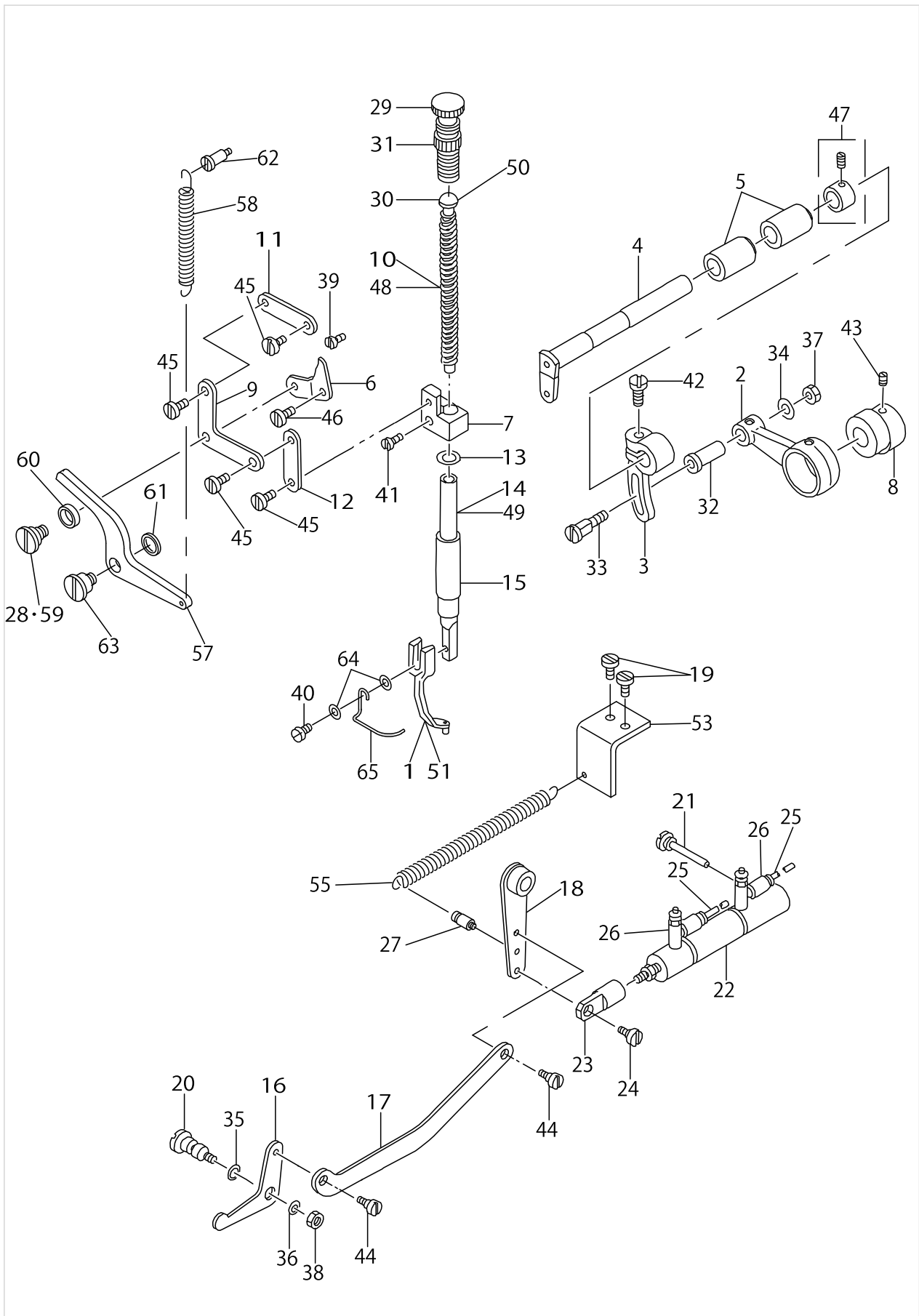


MAIM SHAFT & NEEDLE BAR COMPONENTS

No.	Supply Code	Parts No.	Replacement	Parts name	Remarks	Choice	Step	Level	Cons	Qty	Rep. QTY
46		B1904280000		BALANCE CRANK PIN						1	
47		B1223771000		NEEDLE ROD CRANK WASHER						1	
48	R	B1406210000	40026884	THREAD GUIDE	FOR AMS-- 215C(EXPECT CSS)					1	1.00
49		SS7151120SP		SCREW15/64-28L=11						1	
50		SS6090670TP		SCREW 9/64-40 L=6						1	
51		SS7080510TP		SCREW 1/8-44 L=4.5						1	
52		SS9661230CP		SCREW 1/4-40 L=12						1	
53		SS8660610TP		SCREW 1/4-40 L=6						1	
54		B2312220000		TENSION RELEASE NOTCH						1	
55		SS9090833TP		SCREW						2	
56		B2401205000		THREAD TRIMMER CAM						1	
57		SS8661012TP		SCREW						2	
58		CS1470710SH		THRUST COLLAR A- SM. D=14.72 W=7						1	
59		MDP500B1400		NEEDLE DPX5 #14						1	
60		MC200501000		NEEDLE #100	FOR AMS-- 215CSS(FOR JE)					1	
61		MDP170B1800		NEEDLE DPX17 #18	FOR AMS-215CHS					1	
62		MC372001100		NEEDLE 135X17 #110	FOR AMS-- 215CHS(FOR JE)					1	
63		B1401210A00		NEEDLE BAR	FOR AMS-215CGS					1	
64	R	CS147121ASH	22904155	THRUST COLLAR A- SM.D=14.72 W=12						1	1.00
65		B1206210A00		COUNTERWEIGHT	FOR AMS-215CGS					1	
66	R	B19012100B0	B19012100C0	THREAD TAKE-UP LEVER ASM.	FOR AMS-215CGS					1	1.00
67		B1407210000		NEEDLE BAR CRANK	FOR AMS-215CGS				*	1	
68		MC372001600		NEEDLE SY3355 160	FOR AMS-- 215CGS JE					1	
69	R	B1903210000	B19012100C0	THREAD TAKE-UP CRANK	FOR AMS-215CGS				*	1	1.00



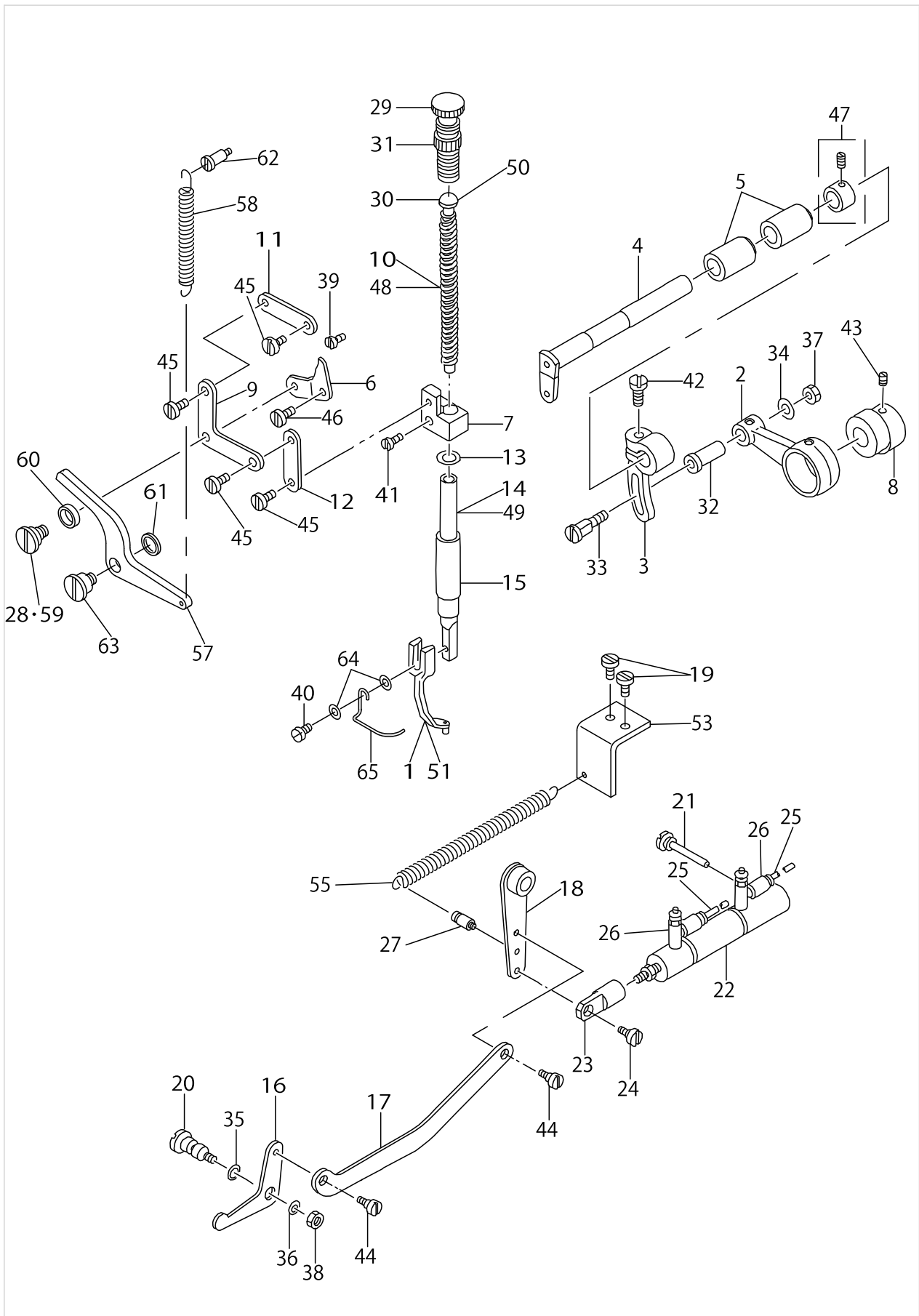
PRESSER MECHANISM COMPONENTS



PRESSER MECHANISM COMPONENTS

No.	Supply Code	Parts No.	Replacement	Parts name	Remarks	Choice	Step	Level	Cons	Qty	Rep. QTY
1		B1601220000		INTERMEDIATE PRESSER A						1	
2		B1602220000		INTERMEDIATE PRESSER ROD						1	
3		B1603220000		INTERMEDIATE PRESSER ROD ARM						1	
4		B1604220000		INTERMEDIATE PRESSER SHAFT						1	
5		B1605220000		INTERMEDIATE PRESSER BUSHING						2	
6		B1606220000		POSITIONING LINK						1	
7	R	B1608220000	B16082200A0	GUIDE BRACKET						1	1.00
8		B1609220000		CAM						1	
9		B1610220000		L-SHAPED LINK						1	
10		B1611220000		SPRING						1	
11		B1612220000		SUSPENSION LINK A						1	
12		B1613220000		SUSPENSION LINK B						1	
13		B1614220000		SPACER						1	
14		B1615220000		PRESSER BAR						1	
15		B1616220000		PRESSER BAR BUSHING, LOWER						1	
16		B1620224000		LIFTING LINK						1	
17		B1621224000		CONNECTING LINK						1	
18		B16222240A0		CONNECTING LINK ARM ASM.						1	
19		SS7110840SP		SCREW 11/64-40 L=7.8	FOR AMS-215CGS					2	
20		B1627220000		LINK PIVOT PIN						1	
21	D	B1628220000		CYLINDER SUPPORT SCREW						1	
22		PA1603003A0		INTERMEDIATE PRESSER CYLINDER						1	
23		B1625224000		CYLINDER KNUCKLE						1	
24		SD0640321SP		HINGE SCREW D= 6.35 H= 3.2						1	
25		BT0400251EB		URETHANE HOSE, BLACK						1.7	
26		PC010508000		SPEED CONTROLLER						2	
27		10120004		SPRINGSUSPENSION	FOR AMS-215CGS					1	
28		SD0640321TP		HINGE SCREW D=6.35 H=3.2						1	
29	R	11071602	22907554	PRESSER SPRING REGULATOR						1	1.00
30	R	B1510227000	22907703	PRESSER GUIDE BAR						1	1.00
31	R	11071701	22907554	NUT						1	1.00
32		D1455055B00		CONNECTING STUD						1	
33		D1456055B00		HINGE SCREW						1	
34		D1457055B00		WASHER						1	
35		RO048190100		RUBBER RING						1	
36		WP0612066SP		WASHER 6.1X11X2						1	
37		NS6110530SP		NUT 11/64-40						1	
38		NS6150430SP		NUT 15/64-28						1	
39		SS6150710SP		SCREW						1	
40	R	SS7091110SP	SS7091110TP	SCREW 9/64-40 L=10.5						1	1.00
41		SS7111410TP		SCREW 11/64-40 L=14						1	
42		SS7661540SP		SCREW 1/4-40 L=15.0						1	
43		SS8660610TP		SCREW 1/4-40 L=6						2	
44		SD0640321SP		HINGE SCREW D= 6.35 H= 3.2						2	
45		SD0640321TP		HINGE SCREW D=6.35 H=3.2						4	

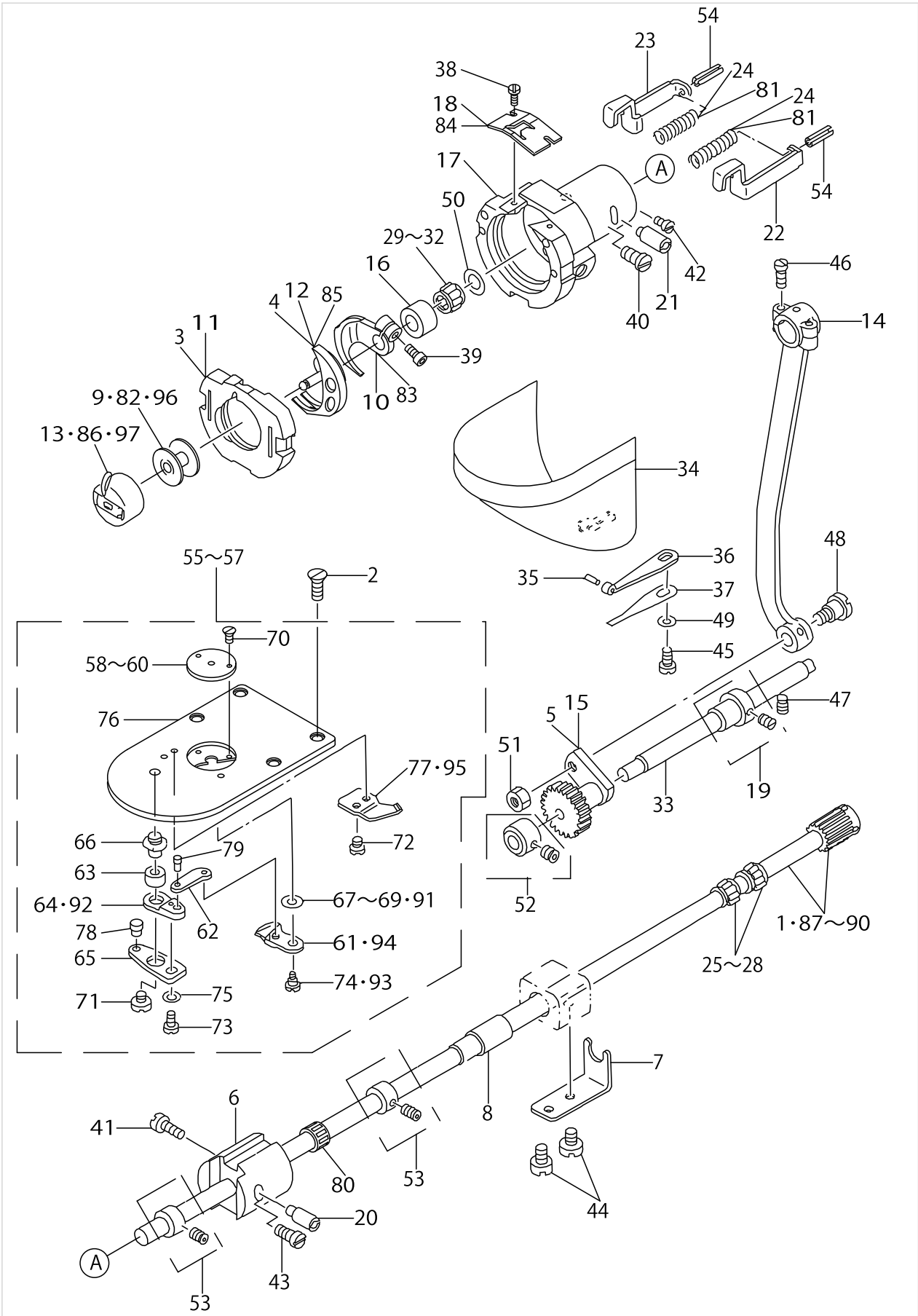
PRESSER MECHANISM COMPONENTS



PRESSER MECHANISM COMPONENTS

No.	Supply Code	Parts No.	Replacement	Parts name	Remarks	Choice	Step	Level	Cons	Qty	Rep. QTY
46		SD0720321TP		HINGE SCREW						1	
47		CS111101CSH		THRUST COLLAR A- SM.D=11.11 W=10						1	
48		B1611224000		SPRING	FOR AMS-- 215CHS,CGS					1	
49		B1615224000		PRESSER BAR	FOR AMS-- 215CHS,CGS					1	
50		B1629224000		PRESSER GUIDE BAR	FOR AMS-- 215CHS,CGS					1	
51		B160122000G		INNER PRESSER G						1	
52		B1611224000		SPRING						1	
53		B1612215000		LIFTING SPRING PLATE	FOR AMS-215CGS					1	
54		B1615224000		PRESSER BAR						1	
55		B1626215000		PRESSER LIFTING SPRING	FOR AMS-215CGS					1	
56		B1629224000		PRESSER GUIDE BAR						1	
57	D	B1641215000		PRESSER PLATE	FOR AMS-215CGS					1	
58		B1642215000		SPRING B	FOR AMS-215CGS					1	
59		B1644215000		HINGE SCREW	FOR AMS-215CGS					1	
60		B1645215000		PRESSER LINK	FOR AMS-215CGS					1	
61		B322877100B		BOBBIN WINDER SPACER	FOR AMS-215CGS					1	
62		SD0550501SP		HINGE SCREW D=5.5 H=5	FOR AMS-215CGS					1	
63		SD0720321TP		HINGE SCREW	FOR AMS-215CGS					1	
64		WP0430800SC		WASHER M4						2	
65		B1634210000		FINGER GUARD						1	

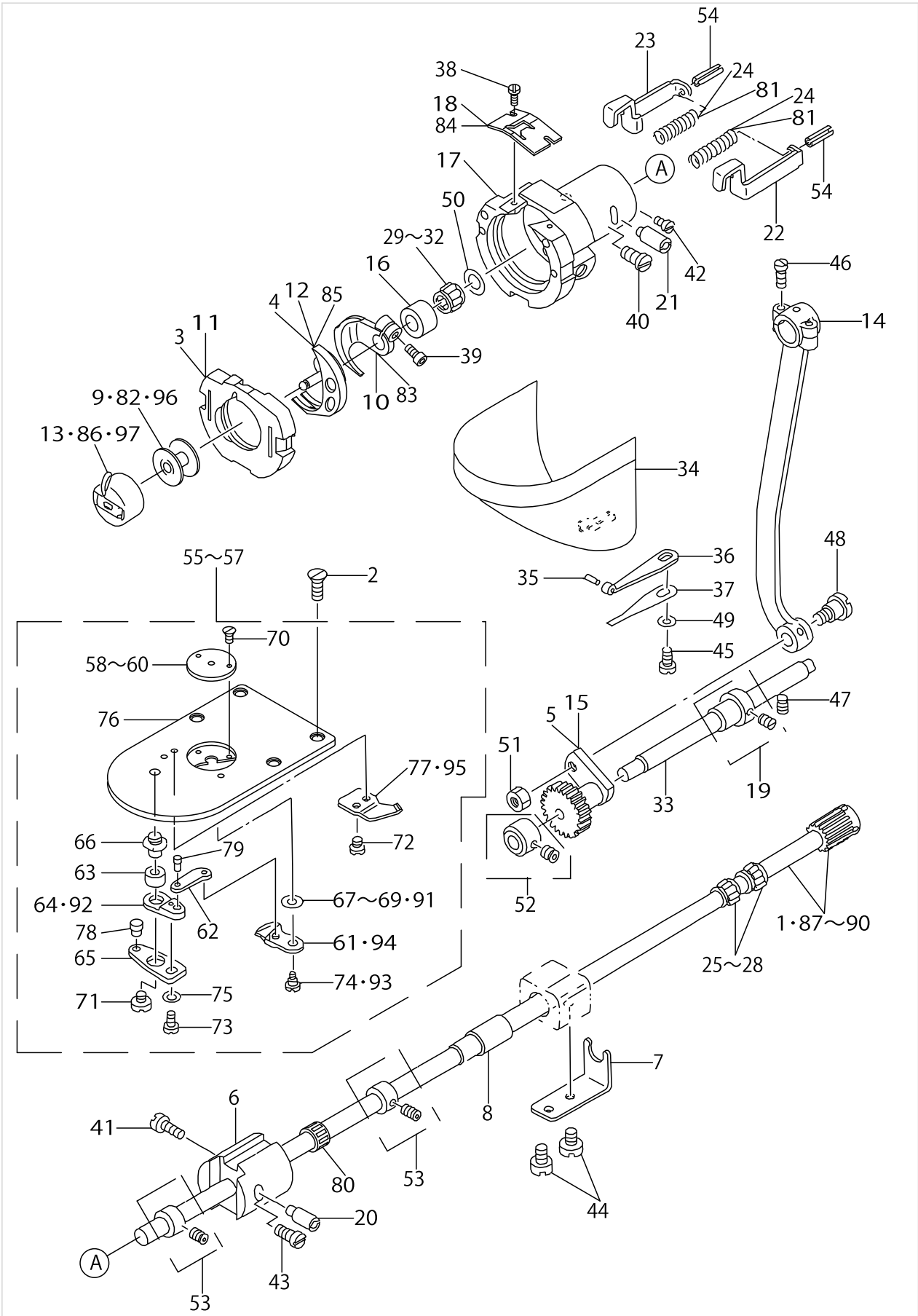
SHUTTLE DRIVER SHAFT COMPONENTS



SHUTTLE DRIVER SHAFT COMPONENTS

No.	Supply Code	Parts No.	Replacement	Parts name	Remarks	Choice	Step	Level	Cons	Qty	Rep. QTY
1	D	B18112200AA		SHUTTLE DRIVER SHAFT ASM. A						1	
2		SS1110640TP		SCREW 11/64-40 L= 5.5						4	
3		B18172100AB		SHUTTLE RACE RING B ASM.	FOR AMS-215CGS					1	
4		B1818205A0B		HSMALLINNERHOOK.	FOR AMS-215CHS					1	
5		D1805MLBH00		OSCILLATING ROCK SHAFT	FOR AMS-- 215CHS,CGS					1	
6		B1831220000		BUSHING, FRONT						1	
7	D	B1832220000		NEEDLE STOPPER						1	
8		13508403		LOWER SHAFT REAR METAL						1	
9		B1805205000		BOBBIN						1	
10	R	B1812205000	B18122050A0	SHUTTLE DRIVER						1	1.00
11		B18172050A0		SHUTTLE RACE RING ASM.						1	
12		B1818205000		SHUTTLE						1	
13		B18282050A0		BOBBIN CASE ASM.						1	
14		B1802210000		CRANK ROD						1	
15		B1805980000		OSCILLATOR						1	
16		B1813980000		SHUTTLE NEEDLE OUTER RING						1	
17		B1814215000		SHUTTLE						1	
18	R	B1815980000	26222109	SHUTTLE UPPER SPRING						1	1.00
19	R	B18042800A0	26221853	THRUST COLLAR ASM.						1	1.00
20	R	B1819280000	26222208	SHUTTLE RACE AD- JUSTING SHAFT						1	1.00
21	R	B1819280000	26222208	SHUTTLE RACE AD- JUSTING SHAFT						1	1.00
22	R	B1820280000	26222307	INNER HOOK PRESSER, RIGHT						1	1.00
23	R	B1821280000	26222406	INNER HOOK PRESSER, LEFT						1	1.00
24	R	B1823280000	26222505	INNER HOOK PRESSER SPRING						2	1.00
25		B1411804A00		BEARING (A)						2	
26		B1411804B00		NEEDLE DRIVING L- EVER BEARING B	SELECTIVE PART					2	
27		B1411804C00		NEEDLE DRIVING L- EVER BEARING C	SELECTIVE PART					2	
28		B1411804D00		BEARING (D)	SELECTIVE PART					2	
29		B1411804A00		BEARING (A)						1	
30		B1411804B00		NEEDLE DRIVING L- EVER BEARING B	SELECTIVE PART					1	
31		B1411804C00		NEEDLE DRIVING L- EVER BEARING C	SELECTIVE PART					1	
32		B1411804D00		BEARING (D)	SELECTIVE PART					1	
33	R	13508205	26203901	OSCILLATING SHAFT						1	1.00
34	R	13816855	40142674	CYLINDER ARM CAP						1	1.00
35		13508700		HOOK COVER PRE- SSER SPRING PIN						1	
36	R	13508809	26221101	HOOK COVER PRESSER SPRING A						1	1.00
37	R	13508908	26221200	HOOK COVER PRESSER SPRING B						1	1.00
38		SS6060410TP		SCREW 3/32-56 L=3.5						2	
39		SS6121212TP		SCREW 3/16-28 L=12.0						1	
40		SS6151220SP		SCREW 15/64-28 L=11.5						1	
41		SS6151220SP		SCREW 15/64-28 L=11.5						1	
42		SS7110510SP		SCREW 11/64-40 L=5						1	
43		SS7110510SP		SCREW 11/64-40 L=5						1	

SHUTTLE DRIVER SHAFT COMPONENTS

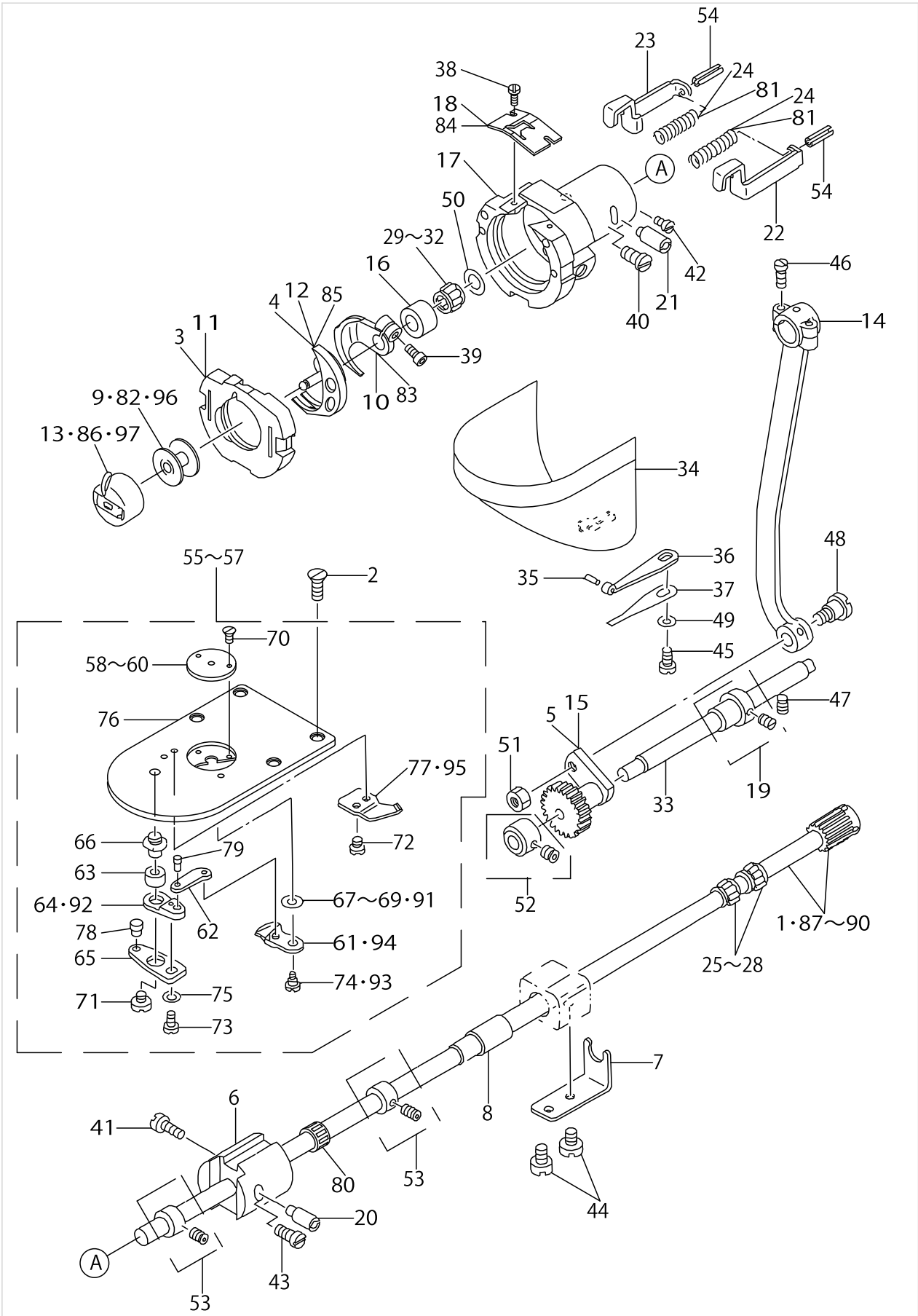


SHUTTLE DRIVER SHAFT COMPONENTS

No.	Supply Code	Parts No.	Replacement	Parts name	Remarks	Choice	Step	Level	Cons	Qty	Rep. QTY
44		SS7110710SP		SCREW 11/64-40 L=7						2	
45		SS7110840SP		SCREW 11/64-40 L=7.8						1	
46		SS7111110TP		SCREW 11/64-40 L=10.5						2	
47		SS8150822TP		SCREW 15/64-28 L=8						1	
48		SD0801021TP		HINGE SCREW D= 8 H=10.2						1	
49		WP0531000SD		WASHER M5						1	
50		WP0952616SD		WASHER 9.5X14.8X2.6						1	
51		NS6660430SP		NUT 1/4-40						1	
52		CS079101FSH		THRUST COLLAR ASM.						1	
53		CS080081FSH		THRUST COLLAR ASM.						2	
54		PS0250162KH		SPRING PIN 2.5X16						2	
55		B24252150A0		NEEDLE PLATE ASM.						1	
56		B24252150AB		NEEDLE PLATE H ASM.	FOR AMS-215CHS					1	
57		B24252150AC		NEEDLE PLATE G ASM.	FOR AMS-215CGS					1	
58		B242621000A		NEEDLE HOLE GUIDE D=1.6				*		1	
59		B242621000B		NEEDLE HOLE GUIDE D=2.0	FOR AMS-215CHS			*		1	
60		B242621000F		NEEDLE HOLE GUIDE D=3.0	FOR AMS-215CGS			*		1	
61		B24212050A0		MOVING KNIFE ASM.				*		1	
62		B2418280000		MOVING KNIFE LINK				*		1	
63		B2416280000		THREAD CUTTING LEVER RING				*		1	
64	R	B2415280000	B24152800A0	TRIMMING LEVER (SMALL)				*		1	1.00
65	R	B2414280000	B24142800A0	MOVING KNIFE DRIVING LEVER				*		1	1.00
66		B2417280000		THREAD CUTTER LEVER SHAFT				*		1	
67		B242328000A		MOVING KNIFE WASHER A				*		1	
68		B242328000B		MOVING KNIFE WASHER B	SELECTIVE PART			*		1	
69		B242328000C		MOVING KNIFE WASHER C	SELECTIVE PART			*		1	
70		SS1060210TP		SCREW 3/32-56 L=2.2				*		2	
71		SS6110430TP		SCREW 11/64-40 L= 4.0				*		1	
72		SS7090410SP		SCREW 9/64-40 L=3.5				*		2	
73		SS7110740TP		SCREW 11/64-40 L=7				*		1	
74		SD0600101TP		HINGE SCREW				*		1	
75		WP0450846SP		WASHER				*		1	
76		B2425215000		NEEDLE PLATE				*		1	
77		B2424210000		COUNTER KNIFE				*		1	
78		B2419280000		MOVING KNIFE CO- NECTING LINK S				*		1	
79	R	B2420280000	B24152800A0	MOVING KNIFE CO- NECTING LINK P				*		1	1.00
80		B1411804D00		BEARING (D)						1	
81		13512405		SPRING	FOR AMS-- 215CHS,CGS					2	
82		B1805210A00		BOBBIN	FOR AMS-215CGS					1	
83	R	B1812210000	B18122100A0	SCREW DRIVER	FOR AMS-215CGS					1	1.00
84		B1815210000		INNER HOOK UPPER SPRING	FOR AMS-215CGS					1	
85		B1818210000		SHUTTLE	FOR AMS-215CGS					1	
86		B18282100A0		BOBBIN CASE ASM.	FOR AMS-215CGS					1	
87		B18112200AB		SHUTTLE DRIVER S- HAFT COMPL.,B	SELECTIVE PART					1	



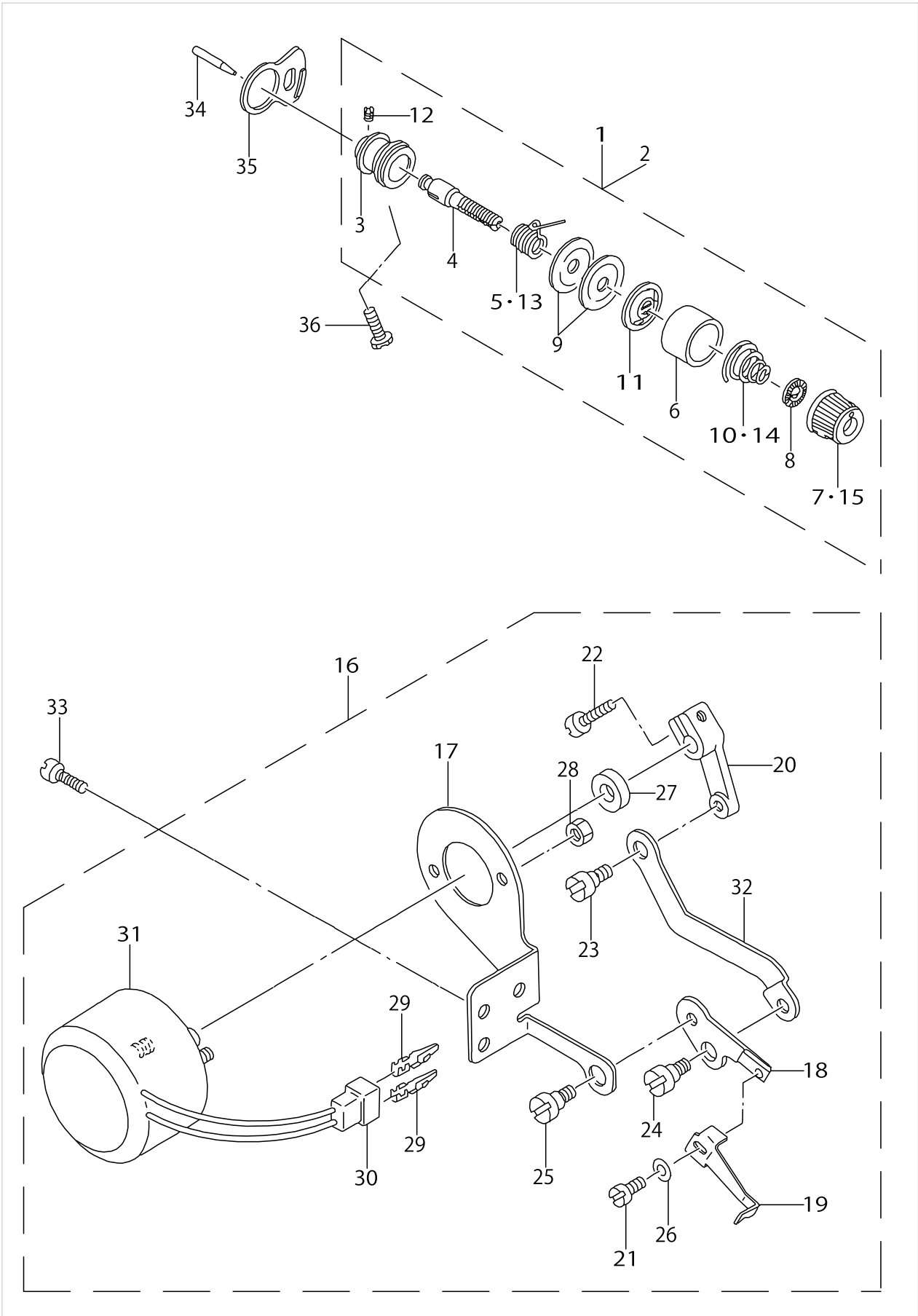
SHUTTLE DRIVER SHAFT COMPONENTS



SHUTTLE DRIVER SHAFT COMPONENTS

No.	Supply Code	Parts No.	Replacement	Parts name	Remarks	Choice	Step	Level	Cons	Qty	Rep. QTY
88	D	B18112200AC		SHUTTLE DRIVER S-HAFT COMPL.,C	SELECTIVE PART					1	
89		B18112200AY		SHUTTLE DRIVER S-HAFT COMPL.,Y	SELECTIVE PART					1	
90		B18112200AZ		SHUTTLE DRIVER S-HAFT COMPL.,Z	SELECTIVE PART					1	
91		B242328000D		MOVING KNIFE WASHER D	SELECTIVE PART			*		1	
92	R	B2416210000	B24162100A0	THREAD CUTTER LEVER,SMALL	FOR AMS-215CGS			*		1	1.00
93		B2417210000		MOVING KNIFE HINGE SCREW	FOR AMS-215CGS			*		1	
94		B2421210AA0		MOVING KNIFE COMPL.	FOR AMS-215CGS			*		1	
95		B2424210A00		FIX KNIFE	FOR AMS-215CGS			*		1	
96		B180520500B		BOBBIN.	FOR AMS-215CHS					1	
97		B18282050AA		BOBBIN CASE ASM.	FOR AMS-215CHS					1	

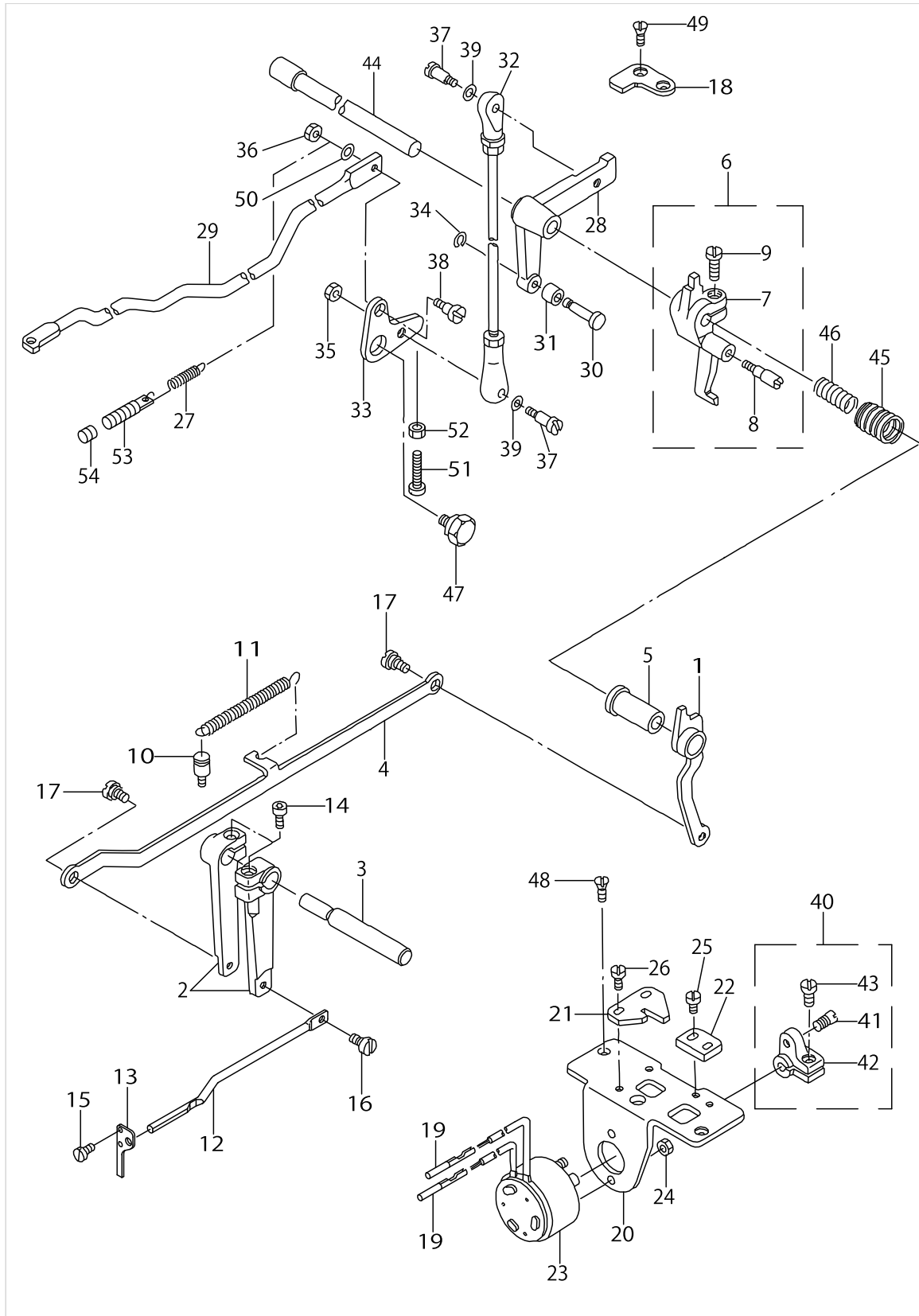
WIPER MECHANISM COMPONENTS



WIPER MECHANISM COMPONENTS

No.	Supply Code	Parts No.	Replacement	Parts name	Remarks	Choice	Step	Level	Cons	Qty	Rep. QTY
1		B23022050AA		SECOND THREAD TENSION.	FOR AMS-- 215CHS,CGS					1	
2		13817457		THREAD TENSION NO.2 CONNEC.						1	
3		B2313280000		THREAD TENSION ROD, LARGE				*		1	
4		B2302280000		SECOND THREAD TENSION ROD				*		1	
5		B3112761000		THREAD TAKE-UP SPRING				*		1	
6		B3107804000		THREAD TENSION DISK PRESSER	FOR AMS-215CSS			*		1	
7		13817408		THREAD TENSION NUT				*		1	
8		B3120125000		ROTATING STOPPER				*		1	
9	R	B3126012000	22921506	THREAD TENSION DISK				*		2	1.00
10		B3114232000		THREAD TENSION SPRING				*		1	
11		B3132552000		THREAD TENSION DISK PRESSER				*		1	
12		SS8090610SP		SCREW 9/64-40 L=5.9				*		1	
13		D3112L4BB00		TAKE-UP SPRING (HEAVY)	FOR AMS-- 215CHS,CGS			*		1	
14		B3129053000		TENSION SPRING	FOR AMS-- 215CHS,CGS			*		1	
15		13817408		THREAD TENSION NUT	FOR AMS-- 215CHS,CGS			*		1	
16		B21012200A0		WIPER ASM.						1	
17		B2104220000		SOLENOID INSTALLING PLATE				*		1	
18		B2106220000		WIPER INSTALLING PLATE				*		1	
19		B2107210000		WIPER				*		1	
20	D	B2102205000		WIPER ARM.				*		1	
21		SS6090630TP		SCREW 9/64-40 L=6				*		1	
22		SS6621220SP		SCREW 3/16-32 L=12				*		1	
23		SD0600352SP		HINGE SCREW				*		1	
24		SD0640321SP		HINGE SCREW D= 6.35 H= 3.2				*		1	
25		SD0640321SP		HINGE SCREW D= 6.35 H= 3.2				*		1	
26		WP0371016SD		WASHER 3.7X8X1				*		1	
27		WP0561616SC		WASHER 5.6X16X1.6				*		1	
28		NM6040003SC		NUT M4				*		2	
29		HP000200200		PIN-SHAPE TERMINAL, MALE				*		2	
30		HK018800020		2-POLE PLUG				*		1	
31		B2101220000		WIPER SOLENOID				*		1	
32		B2103220000		WIPER CONNECTING PLATE				*		1	
33		SS7110840SP		SCREW 11/64-40 L=7.8						1	
34		B2303280000		TENSION RELEASE PIN						1	
35		B2702210000		GUIDE PLATE						1	
36		SS6151812TP		SCREW 15/64-28L=18						1	

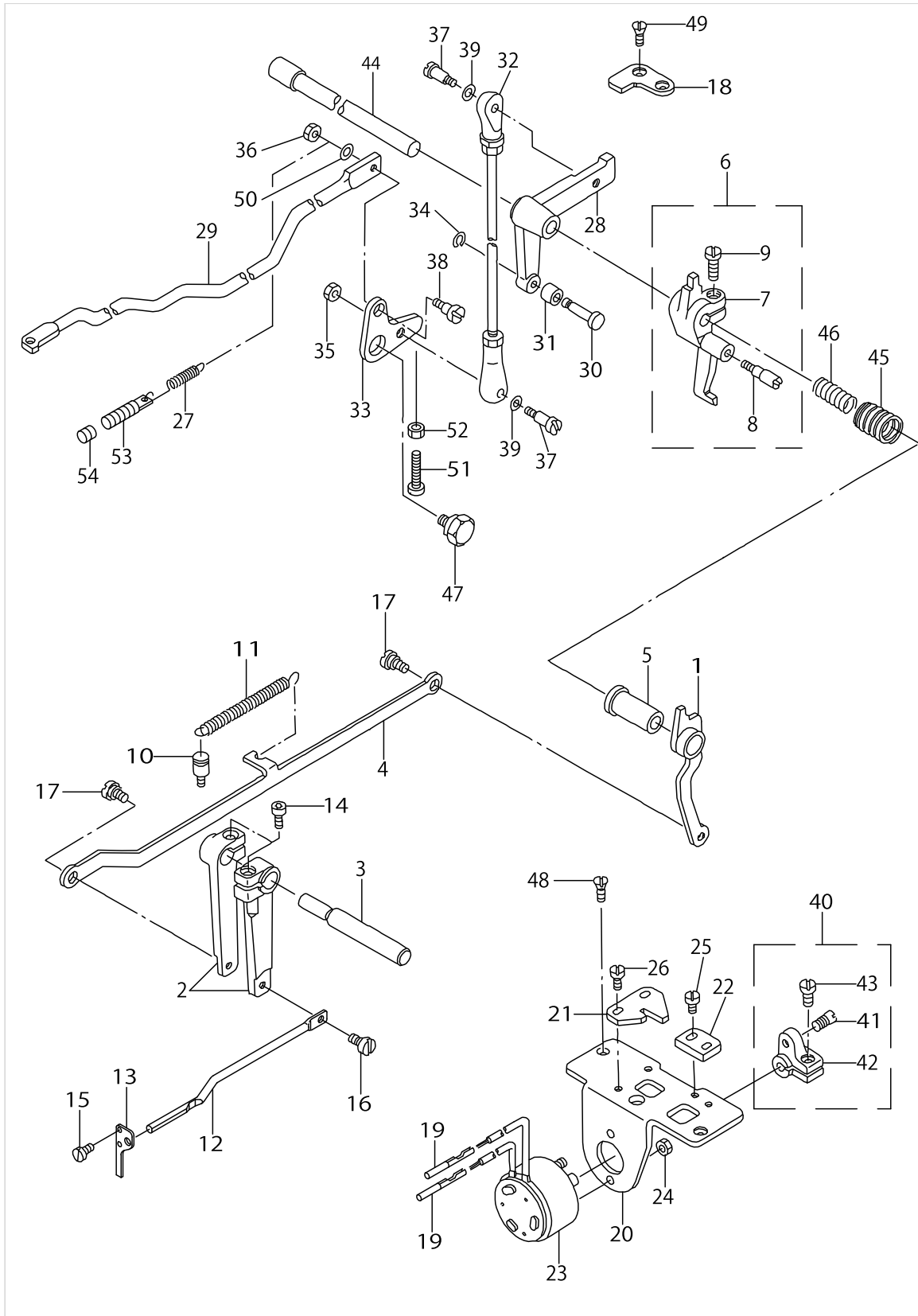
# TENSION RELEASE & TEREAD TRIMMER MECHANISM COMPONENTS



TENSION RELEASE & TEREAD TRIMMER MECHANISM COMPONENTS

No.	Supply Code	Parts No.	Replacement	Parts name	Remarks	Choice	Step	Level	Cons	Qty	Rep. QTY
1		B23042200A0		TENSION RELEASE ARM ASM.						1	
2	R	B2306220000	B23062200A0	TENSION ARM						2	1.00
3		B2307220000		TENSION ARM SHAFT						1	
4	D	B2308220000		CONNECTING PLATE						1	
5		B2305210000		BUSHING						1	
6		B23012100A0		TENSION RELEASE ARM ASM.						1	
7		B2301210000		TENSION RELEASE ARM				*		1	
8		B2302210000		TENSION RELEASE SHAFT				*		1	
9		SS6121220TP		SCREW 3/16-28 L=11.5				*		1	
10	R	B2714761000	26212308	SPRING RACK						1	1.00
11		B2727761000		TENSION SPRING						1	
12	D	13513205		TENSION RELEASE BAR						1	
13	R	13513304	26218404	THREAD TENSION ARM						1	1.00
14		SS6151712TP		SCREW 15/64-28 L=16.5						2	
15		SS7090620TP		SCREW 9/64-40 L=6.1						2	
16		SD0530221SP		HINGE SCREW D= 5.3 H= 2.2						1	
17		SD0640321SP		HINGE SCREW D= 6.35 H= 3.2						2	
18		B2412220000		STOPPER						1	
19		D6043555B00		PIN TERMINAL, MALE						2	
20		B2402220000		SOLENOID INSTALLING BASE						1	
21		B2310220000		TENSION RELEASE ARM PLATE						1	
22		B2311220000		Y MOTOR BASE STOPPER						1	
23		B2403210000		SOLENOID						1	
24		NM6040003SC		NUT M4						2	
25		SS7110840SP		SCREW 11/64-40 L=7.8						2	
26		SS7110840SP		SCREW 11/64-40 L=7.8						2	
27		B2431215000		THREAD TRIMMER LINK SPRING						1	
28		B2404220000		CAM INSTALLING LINK						1	
29	D	B2413220000		KNIFE DRIVING BAR						1	
30		B2405210000		SHAFT						1	
31		B2406210000		CAM ROLLER						1	
32	D	B2407210000		CONNECTING ROD						1	
33		B2411210000		THREAD TRIMMER LINK						1	
34		D2430555B00		SNAP RING						1	
35		NS6110420SP		NUT 11/64-40						1	
36		NS6120630SP		NUT 3/16-28						1	
37		SD0500803TP		HINGESCREWD=5H=8						2	
38		SD0650305TP		HINGE SCREW D= 6.5 H= 3						1	
39		WP0501016SD		WASHER 5X10.5X1						2	
40		B24102200A0		SOLENOID ARM ASM.						1	
41		B2410220000		PIN				*		1	
42		B2409210000		SOLENOID ARM				*		1	
43		SS6121210SP		SCREW 3/16-28 L=12				*		1	
44		B2408210000		CAM SHAFT						1	
45		B2414210000		SPRING, LARGE						1	
46		B2415210000		SPRING, SMALL						1	

TENSION RELEASE & TEREAD TRIMMER MECHANISM COMPONENTS

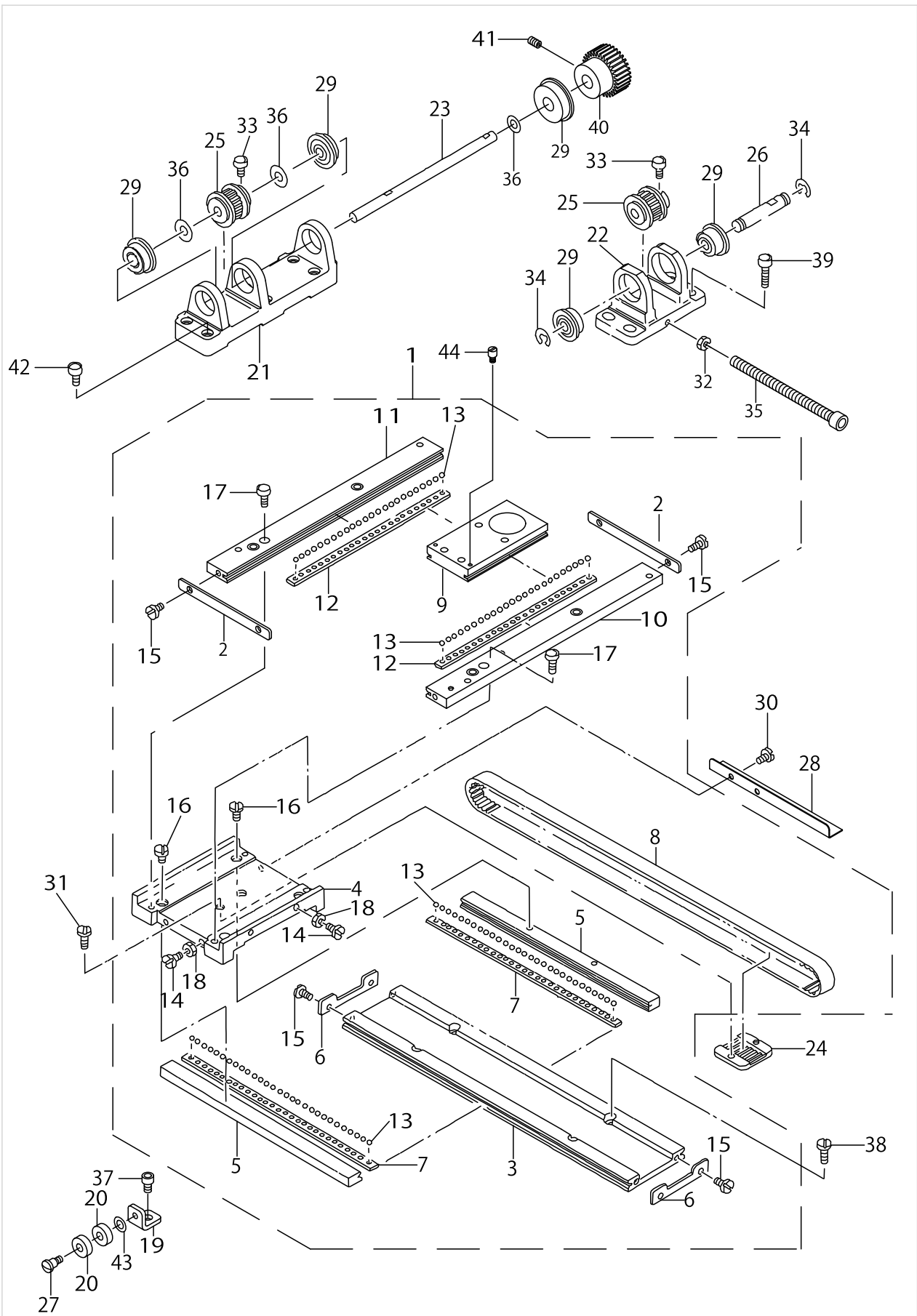


TENSION RELEASE & TEREAD TRIMMER MECHANISM COMPONENTS

No.	Supply Code	Parts No.	Replacement	Parts name	Remarks	Choice	Step	Level	Cons	Qty	Rep. QTY
47		SD1100301TP		HINGE SCREW H=11 W=3						1	
48		SS2110920TP		SCREW 11/64-40 L=8.5						2	
49		SS2110920TP		SCREW 11/64-40 L=8.5						2	
50		B2409205000		CAM ROLLER WASHER						1	
51		SS6153040SP		SCREW15/64-28L=30						1	
52		NS6150430SP		NUT 15/64-28						1	
53	R	B1649161000	26226506	TENSION SPRING A-DJUSTING SCREW						1	1.00
54		SS8110422SP		SCREW						1	



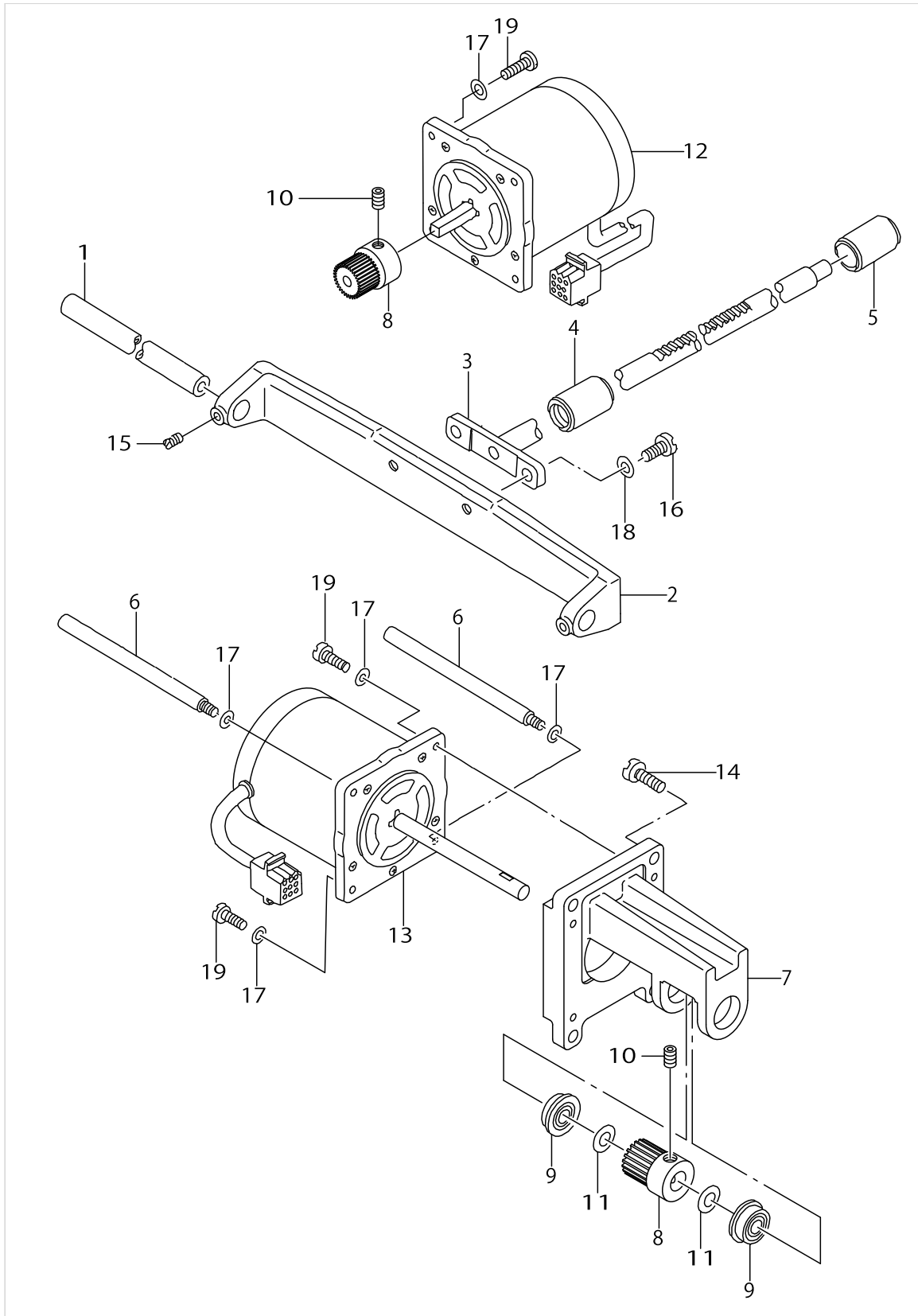
X-Y COMPONENTS (1)



X-Y COMPONENTS (1)

No.	Supply Code	Parts No.	Replacement	Parts name	Remarks	Choice	Step	Level	Cons	Qty	Rep. QTY
1	D	B25012150A0		X-Y TABLE ASM.						1	
2		B2522215000		Y STOPPER				*		2	
3	D	B2501215000		X FIXED RACE				*		1	
4	D	B2502220000		RACE TABLE				*		1	
5	D	B2503220000		X REMOVAL LACE				*		2	
6		B2507220000		X STOPPER				*		2	
7		B2508215000		X RETAINER				*		2	
8	D	B2512215000		X TIMMING BELT				*		1	
9	D	B2519215000		Y REMOVAL RACE				*		1	
10		B2520215000		Y FIXED RACE,RIGHT				*		1	
11		B2520215A00		Y FIXED RACE,LEFT				*		1	
12		B2521215000		Y RETAINER				*		2	
13		B2527210000		BALL				*		100	
14		SS7111110TP		SCREW 11/64-40 L=10.5				*		4	
15		SS9111010SP		SCREW 11/64-40 L=9.5				*		8	
16		SS7110910TP		SCREW 11/64-40 L= 8.5				*		4	
17		SM6041402TP		SCREW M4 L=14				*		4	
18		NS6110310SP		NUT 11/64-40				*		4	
19		B2539215000		IDLER PLATE						1	
20		SB106000400		CLUTCH BEARING						2	
21		B2504215000		X DRIVING SHAFT BRACKET						1	
22	D	B2505220000A		X DRIVING SHAFT BRACKET						1	
23	D	B2506215000		SLIT PLATE						1	
24		B2509229000		BELT RECEIVER						1	
25		B2513220A00		SPROCKET WHEEL A						2	
26	D	B2515220000		X BRACKET SHAFT						1	
27		SD0601171SP		HINGE SCREW D= 6 H=11.7						1	
28		B4007215000		X SLIT PLATE.						1	
29		SB108000500		RADIAL BEARING						5	
30		SM6040552TP		SCREW M4 L=4.5						2	
31		SS6110610TP		SCREW 11/64-40 L=6						2	
32		NM6050001SP		NUT M5						1	
33		B2540205B00		SCREW						4	
34		RE0600000K0		E-RING 6						2	
35		SM6057052TN		HEXAGONAL-HOLE BOLT						1	
36		B255728000E		WASHER						3	
37		SM6050802TP		SCREW M5X0.8 L=8						1	
38		SS6120940SP		SCREW 3/16-28 L=9						4	
39		SM6051602TP		SCREW M5X0.8 L=16						4	
40	D	B2526220000		Y DRIVE GEAR						1	
41		B2540205B00		SCREW						2	
42		SM6052002TP		SCREW M5 L=20						6	
43		WP0641600SC		WASHEW6.4X12.5X1.6						1	
44		B151902600G		HINGE STUD						2	

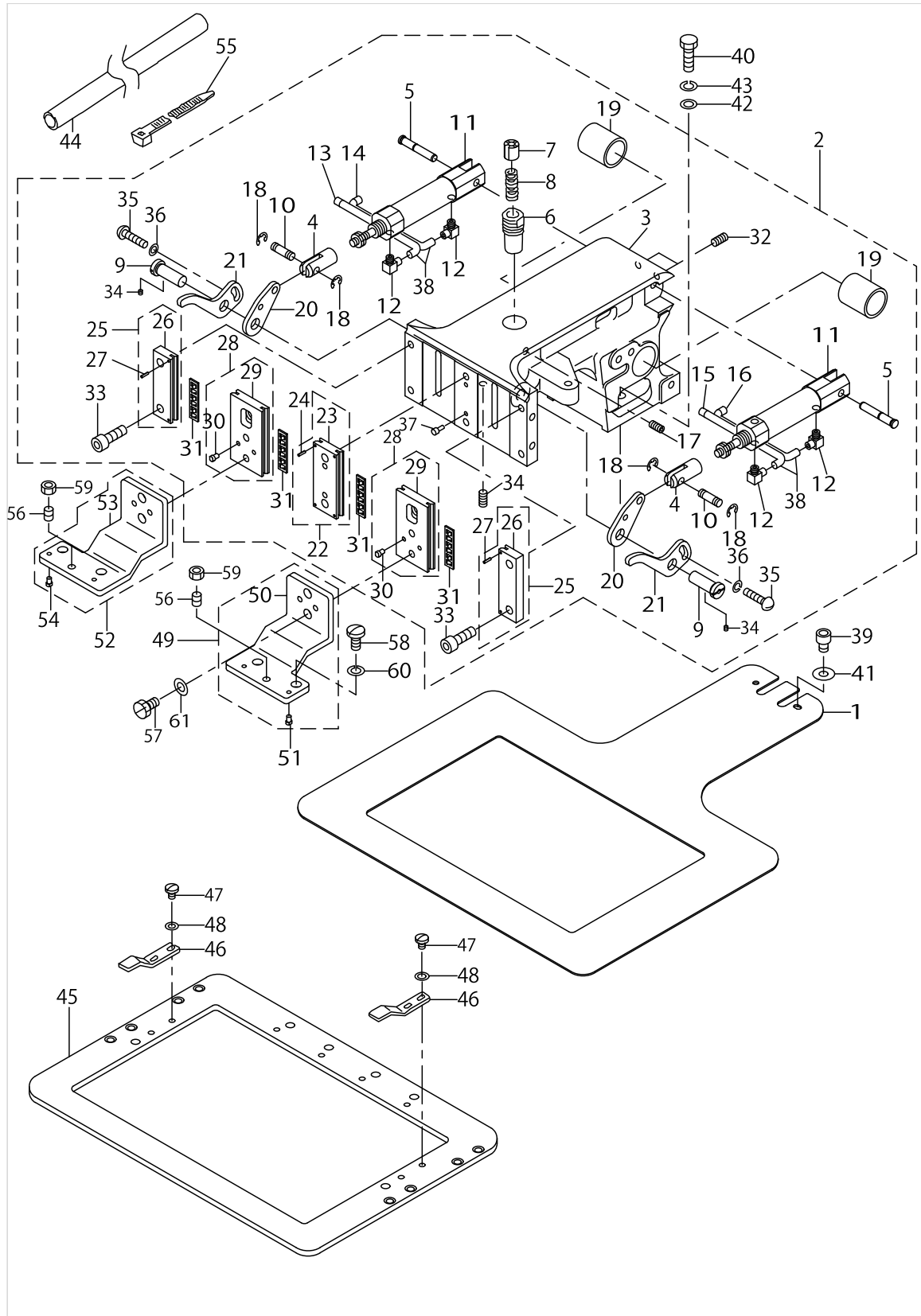
X-Y COMPONENTS (2)



X-Y COMPONENTS (2)

No.	Supply Code	Parts No.	Replacement	Parts name	Remarks	Choice	Step	Level	Cons	Qty	Rep. QTY
1		B2510215000		X GUIDE SHAFT						1	
2	D	B2511215000		X GUIDE SHAFT BRACKET						1	
3	D	B25242150A0		Y REMOVAL SHAFT ASM.						1	
4		B2532220000		BUSHING, FRONT						1	
5		B2533220000		BUSHING, REAR						1	
6	D	B1161220B00		MOTORSTUD BOLT B						2	
7		B2517215000		Y MOTOR BASE						1	
8	D	B2526215000		DRIVE GEAR						2	
9		SB109530100		BEARING D=9.52X22.22						2	
10		SM8060602TP		SCREW M6X6						4	
11		WP0951016SP		WASHER 9.53X15X1						2	
12		B2529215000		X STEPPING MOTOR						1	
13		B2529215A00		Y STEPPING MOTOR						1	
14		SS7151210SP		SCREW15/64-28L=12						4	
15		SS8150822TP		SCREW 15/64-28 L=8						2	
16		SS9151440CP		SCREW15/64-28L=14						2	
17		WP0501016SD		WASHER 5X10.5X1						8	
18		WP0621016SD		WASHER 6.2X13X1						2	
19		SS7121610SP		SCREW 3/16-28 L=15.5						6	

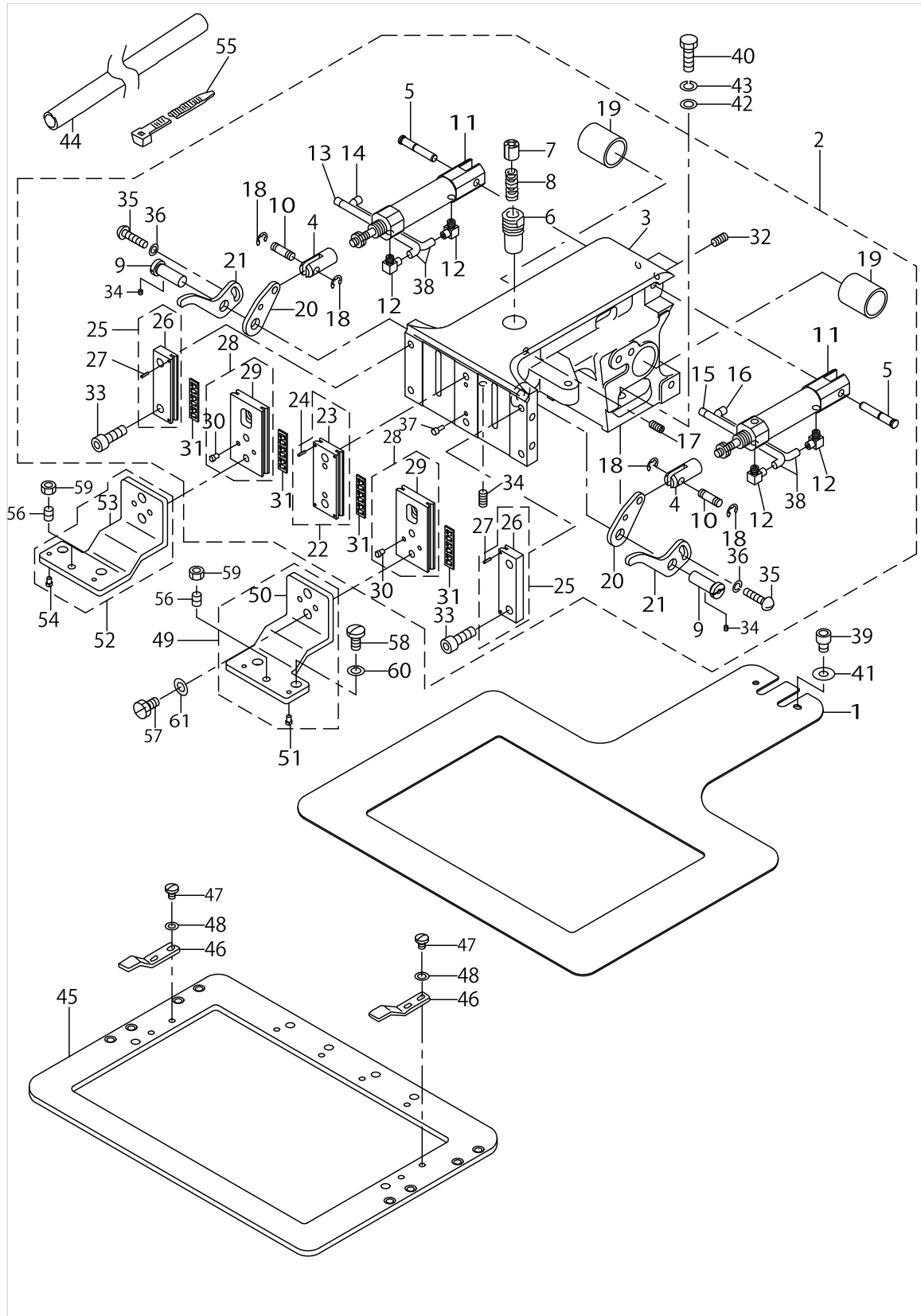
# CLOTH FEED MECHANISM COMPONENTS



CLOTH FEED MECHANISM COMPONENTS

No.	Supply Code	Parts No.	Replacement	Parts name	Remarks	Choice	Step	Level	Cons	Qty	Rep. QTY
1		B2556215000		FEED PLATE						1	
2		B25502150A0		CLOTH FEED BASE ASM.						1	
3		B2550215000		CLOTH FEED BASE				*		1	
4		B1625220000		CYLINDER KNUCKLE				*		2	
5	D	D2428555B00A		CAM ROLLER SHAFT				*		2	
6		B2573220000		SLIDER RECEIVER				*		1	
7		B2574220000		SLIDER				*		1	
8		B2576220000		SLIDER SPRING				*		1	
9	R	B2509372000A	26023408	FEED STUD				*		2	1.00
10		B1626220000		CYLINDER PIN				*		2	
11		PA1602509A0		AIR CYLINDER				*		2	
12		PJ046052503		HOSE ELBOW				*		4	
13		B471122000C		AIR TUBE LABEL J03 LEFT				*		1	
14		B471122000D		AIR TUBE LABEL J04 LEFT				*		1	
15		B471122000G		AIR TUBE LABEL J03 RIGHT				*		1	
16		B471122000H		AIR TUBE LABEL J04 RIGHT				*		1	
17		SS8120410SP		SCREW 3/16-28 L=3.8				*		1	
18		RE0300000K0		E-RING 3				*		4	
19		SB712000100		SLIDE BEARING				*		2	
20		B2570215000		LIFTING LEVER A				*		2	
21		B2571215000		LIFTING LEVER B				*		2	
22		B26132150A0		WORK CLAMP FOOT PLATE A ASM.				*		1	
23	R	B2613215000	B26132150A0	WORK CLAMP FOOT PLATE A				*		1	1.00
24		PS0150065KP		SPRING PIN 1.5X6				*		4	
25		B25672150A0		WORK CLAMP FOOT PLATE B ASM.				*		2	
26	R	B2567215000	B25672150A0	WORK CLAMP FOOT PLATE B				*		1	1.00
27		PS0150065KP		SPRING PIN 1.5X6				*		2	
28		B26112150A0		SLIDE PLATE ASM.				*		2	
29	R	B2611215000	B26112150A0	WORK CLAMP FOOT SLIDE PLATE				*		1	1.00
30		B1816280000		GUIDE PIN				*		2	
31		B2513215000		BEARING				*		4	
32		SS8120740SP		SCREW 3/16-28 L=7				*		2	
33		SM6051402TP		SCREW M5X0.8 L=14				*		6	
34		SM8050602TP		SCREW M5 L=6				*		2	
35		SS7110710SP		SCREW 11/64-40 L=7				*		2	
36		WP0501016SD		WASHER 5X10.5X1				*		2	
37		B1816280000		GUIDE PIN				*		2	
38		BT0400251EB		URETHANE HOSE, BLACK				*		3	
39		SM6060802TP		SCREW M6 L=8				*		2	
40		SS9151630CP		SCREW 15/64-28 L=15.5				*		2	
41		WP0611626SP		WASHER 15X6X1.6				*		2	
42		WP0651056SD		WASHER 6.5X11X1				*		2	
43		WS0631510KP		SPRING WASHER				*		2	
44		HX00364000E		PARTS				*		.2	
45		B2553215000		FEEDING FRAME				*		1	

# CLOTH FEED MECHANISM COMPONENTS

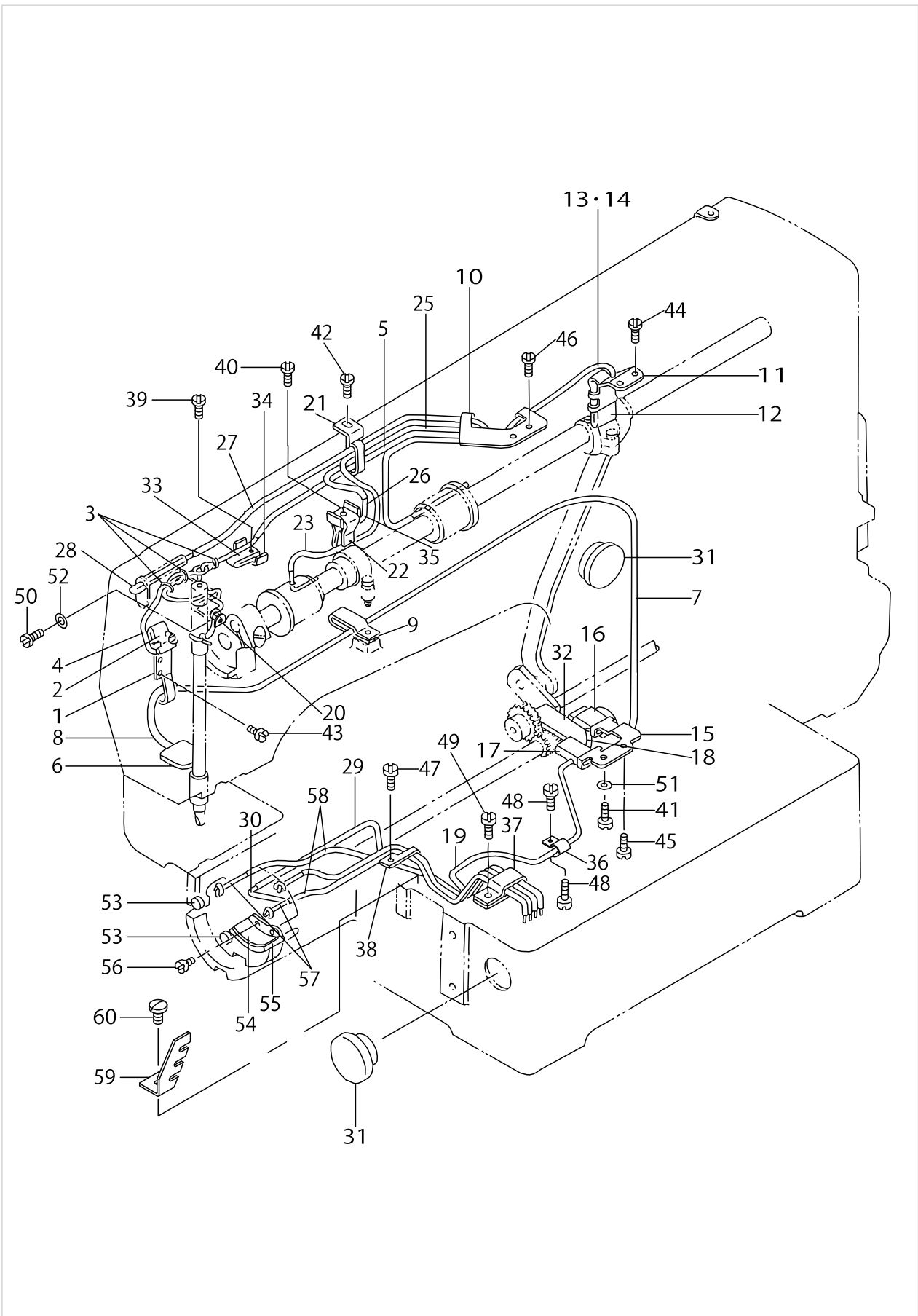


CLOTH FEED MECHANISM COMPONENTS

No.	Supply Code	Parts No.	Replacement	Parts name	Remarks	Choice	Step	Level	Cons	Qty	Rep. QTY
46		B2558220000		PLASTIC BLANK PLATE						2	
47		SS7110510SP		SCREW 11/64-40 L=5						4	
48		WP0450801SD		WASHER 4.5X10X0.8						4	
49	D	B26042150A0		RECEIVER PLATE,RIGHT ASM.						1	
50	R	B2604215000	B26042150A0	RECEIVER PLATE,RIGHT				*		1	1.00
51		B1816280000		GUIDE PIN				*		2	
52	D	B26052150A0		RECEIVER PLATE,LEFT ASM.						1	
53	R	B2605215000	B26052150A0	RECEIVER PLATE,LEFT				*		1	1.00
54		B1816280000		GUIDE PIN				*		2	
55		HX002330000		CLIP						3	
56		SS8150822TP		SCREW 15/64-28 L=8						2	
57		SS9151120CP		SCREW15/64-28L=11						4	
58		SS7150910TP		SCREW 15/64-28 L=9						4	
59		NS6150330SD		NUT 15/64-28						2	
60		WP0651056SD		WASHER 6.5X11X1						4	
61		WP0651056SD		WASHER 6.5X11X1						4	



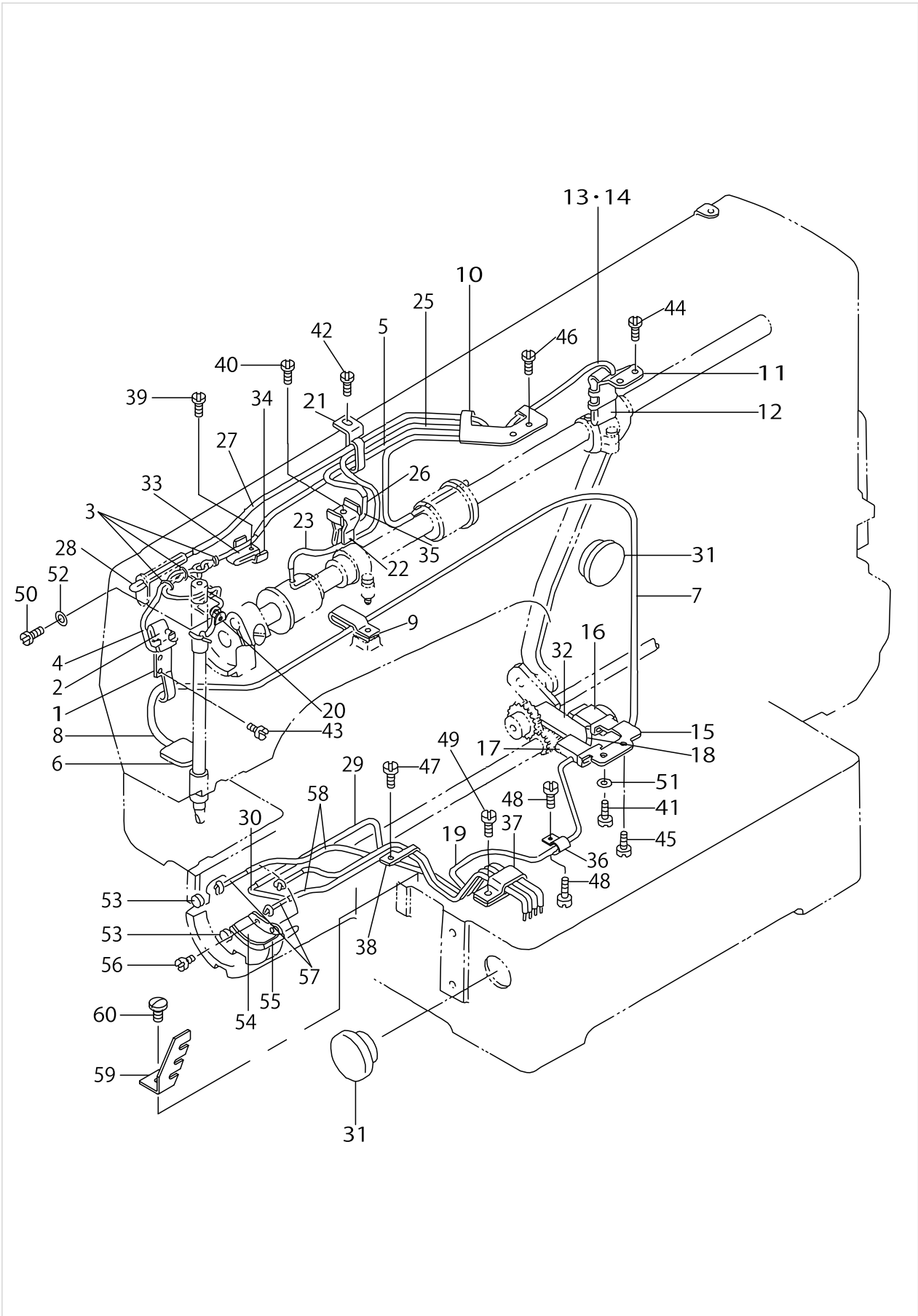
LUBRICATION COMPONENTS



LUBRICATION COMPONENTS

No.	Supply Code	Parts No.	Replacement	Parts name	Remarks	Choice	Step	Level	Cons	Qty	Rep. QTY
1	D	B3502220000		OIL WICK HOLDER						1	
2		B3509220000		OIL SPONGE						1	
3	R	B1419026000	26230706	OIL WICK PRESSER						3	1.00
4		CQ202000000		OIL WICK						1.1	
5		BP300000000		VINYL PIPE						.4	
6		B3507280000		OIL FELT						1	
7		BP600000000		VINYL PIPE						.6	
8		B3523220000		OIL FELT						1	
9		D2112555B00		CORD HOLDER, LARGE						1	
10	D	B3504220000		OIL WICK HOLDER A						1	
11		B3505210000		OIL FELT SUPPORTING PLATE						1	
12		B3509280000		NEEDLE ROD CRANK LUBRICATING						1	
13		CQ252200000		OIL WICK						.4	
14		BP300000000		VINYL PIPE						.2	
15	D	B3506210000		OIL FELT SUPPORTING PLATE						1	
16		B3509280000		NEEDLE ROD CRANK LUBRICATING						1	
17		B3518280000		BALANCE LUBRICATING						1	
18		CQ202000000		OIL WICK						.7	
19		BP300000000		VINYL PIPE						.6	
20		B3507220000		OIL WICK HOLDER						1	
21		B3508220000		OIL TUBE HOLDER						1	
22	D	B3520220000		OIL SPONGE						1	
23		BP300000000		VINYL PIPE						.4	
24		CQ202000000		OIL WICK						.7	
25		BP300000000		VINYL PIPE						.3	
26		CQ252200000		OIL WICK						.5	
27		BP300000000		VINYL PIPE						.3	
28		CQ252200000		OIL WICK						.6	
29		BP500000000		VINYL PIPE						.2	
30		B3522220000		OIL FELT						1	
31		B3501210000		OIL GAUGE						2	
32		B3507210000		OIL FELT						1	
33	D	B3518210000		OIL SPONGE						1	
34	R	B3508280000	26231407	BALANCE LUBRICATING PLATE						1	1.00
35	R	B3508280000	26231407	BALANCE LUBRICATING PLATE						1	1.00
36		B3538112000		OIL RETURN TUBE HOLDER						1	
37		D2112555B00		CORD HOLDER, LARGE						1	
38	R	13530209	26230409	LUBRICATING OIL WICK STOPPER						1	1.00
39		SS6092120SP		SCREW 9/64-40 L=21.2						1	
40		SS6092120SP		SCREW 9/64-40 L=21.2						1	
41		SS6111140SP		SCREW 11/64-40 L=11						1	
42		SS7110710SP		SCREW 11/64-40 L=7						1	
43		SS7110710SP		SCREW 11/64-40 L=7						2	
44		SS7110710SP		SCREW 11/64-40 L=7						2	
45		SS7110710SP		SCREW 11/64-40 L=7						1	

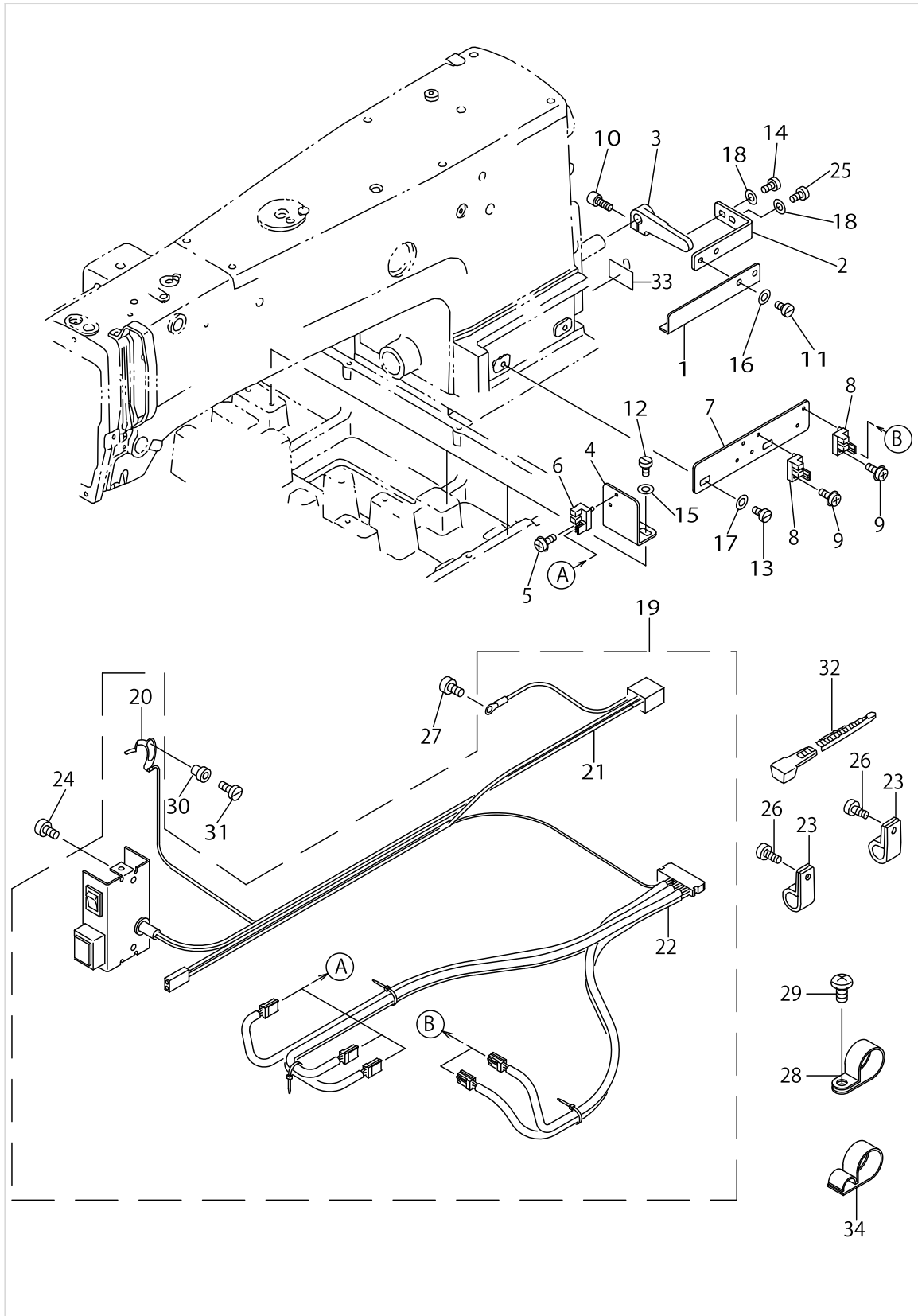
LUBRICATION COMPONENTS



LUBRICATION COMPONENTS

No.	Supply Code	Parts No.	Replacement	Parts name	Remarks	Choice	Step	Level	Cons	Qty	Rep. QTY
46		SS7110710SP		SCREW 11/64-40 L=7						2	
47		SS7110710SP		SCREW 11/64-40 L=7						1	
48		SS7110710SP		SCREW 11/64-40 L=7						1	
49		SS7110840SP		SCREW 11/64-40 L=7.8						1	
50		SS7110710SP		SCREW 11/64-40 L=7						1	
51		WP0621016SD		WASHER 6.2X13X1						1	
52		WP0450000SD		WASHER 4.5X8X0.5						1	
53		13529607		SHUTTLE PACKING						2	
54	R	B3505280000	26231100	SHUTTLE LUBRICATING PLATE						1	1.00
55		B3504280000		SHUTTLE FELT						1	
56		SS6090440SP		SCREW 9/64-40 L=4.0						2	
57		CQ252200000		OIL WICK						1.6	
58		BP300000000		VINYL PIPE						1	
59		B3524215000		LUBRICATING ADJUSTING PLATE						1	
60		SS7110840SP		SCREW 11/64-40 L=7.8						1	

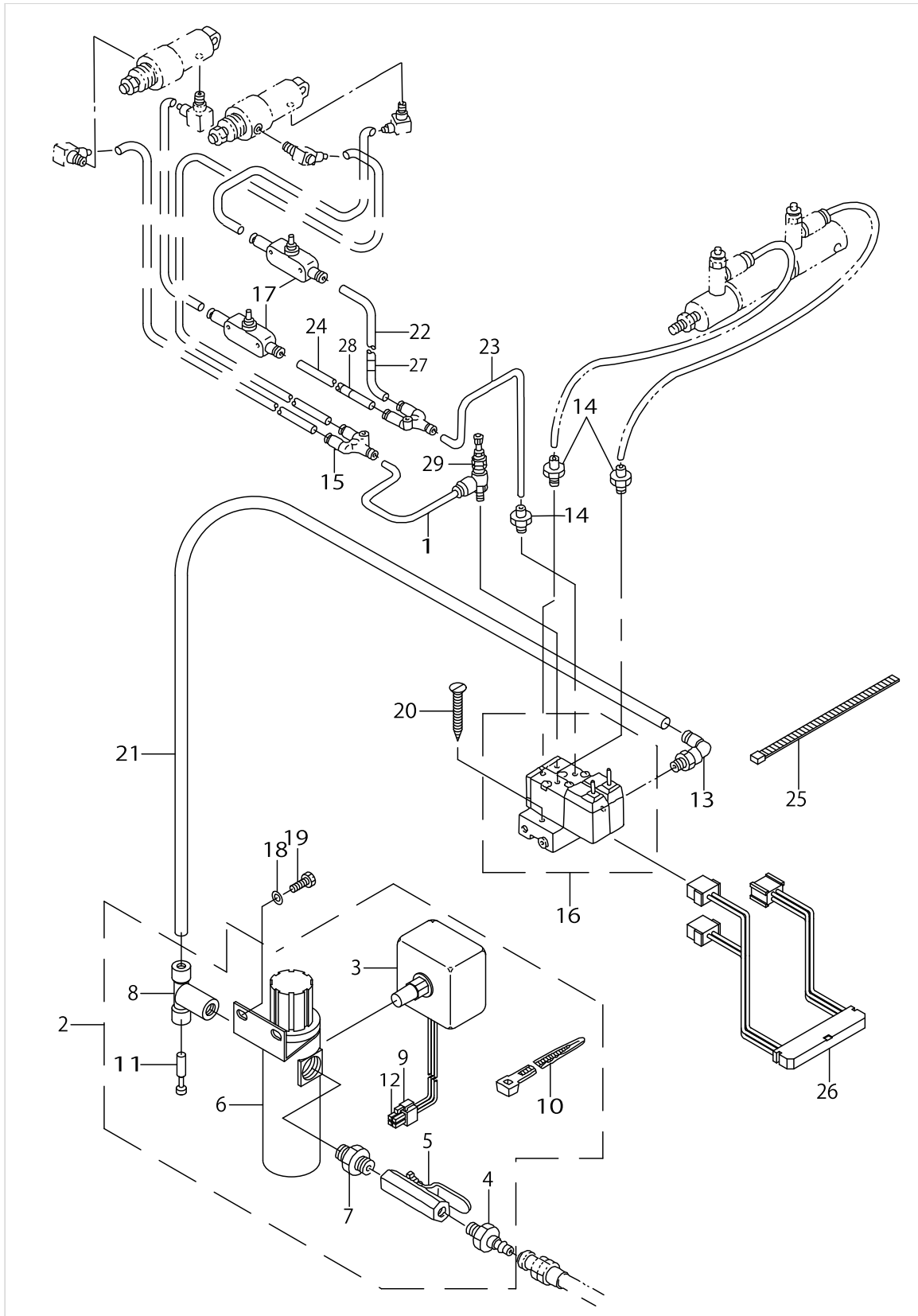
SENSOR COMPONENTS



SENSOR COMPONENTS

No.	Supply Code	Parts No.	Replacement	Parts name	Remarks	Choice	Step	Level	Cons	Qty	Rep. QTY
1	D	B4008215000		Y SLIT PLATE						1	
2	D	B4009215000		Y SLIT FIXED PLATE						1	
3	R	13506407	13506415	INTERLOCKINK CONNECTING ARM						1	1.00
4		B4012215000		X SENSOR MOUNTING PLATE						3	
5		SL4031081SF		SCREW M3 L=10						3	
6		HD000570000		SENSOR						3	
7	D	B4005215000		Y SENSOR MOUNTING PLATE						1	
8		HD000570000		SENSOR						2	
9		SL4031081SF		SCREW M3 L=10						2	
10		SS6151712TP		SCREW 15/64-28 L=16.5						1	
11		SS7110510SP		SCREW 11/64-40 L=5						2	
12		SS7110840SP		SCREW 11/64-40 L=7.8						6	
13		SS7110840SP		SCREW 11/64-40 L=7.8						2	
14		SS7110840SP		SCREW 11/64-40 L=7.8						1	
15		WP0450801SD		WASHER 4.5X10X0.8						6	
16		WP0450801SD		WASHER 4.5X10X0.8						2	
17		WP0450801SD		WASHER 4.5X10X0.8						2	
18		WP0501016SD		WASHER 5X10.5X1						2	
19	D	B41102150B0		SWITCH CABLE ASM.						1	
20		B41502150A0		CUTTING CONNECTION PLATE ASM.				*		1	
21	D	B41102150A0A		CABLE ASM.				*		1	
22		B41302150A0A		SENSOR CORD ASM.				*		1	
23		HX00123000A		CABLE CLIP						2	
24		SS4110815SP		SCREW 11/64-40 L=8						2	
25		SS6120940SP		SCREW 3/16-28 L=9						1	
26		SS4110815SP		SCREW 11/64-40 L=8						2	
27		SS4110815SP		SCREW 11/64-40 L=8						1	
28		EA9502B0100		CLIP						1	
29		SS4110815SP		SCREW 11/64-40 L=8						1	
30		B2703210000		BUSHING						1	
31		SS7090850SP		SCREW 9/64-40 L=8						1	
32		HX002920000		BAND						3	
33	D	HX00093000C		CALBE HOLDER						1	
34		E9608603000		STICKER (MIDDLE)						1	

# PNEUMATIC COMPONENTS



PNEUMATIC COMPONENTS

No.	Supply Code	Parts No.	Replacement	Parts name	Remarks	Choice	Step	Level	Cons	Qty	Rep. QTY
1		BT0400251EB		URETHANE HOSE, BLACK						.06	
2		B47152150A0		FILTER REGULATOR ASM.						1	
3	R	G8124270000	G85048750A0	AIRPRESSUESWITCH		A	AVP-875	*		1	1.00
3	R	G8124270000	40030951	AIRPRESSUESWITCH		B	AMS-210E- N,AMS-221EN	*		1	1.00
3	R	G8124270000	B47152150A0	AIRPRESSUESWITCH		C	MEB-3200,- LK-1910/2- 0/30/41,AMS-224E	*		1	1.00
4		PJ309005203		QUICK JOINT PLUG				*		1	
5	R	G5430116000	40030951	AIR COCK				*		1	1.00
6		PF0552040B0		FILTER REGULATOR				*		1	
7		PJ030520001		RING JOINT (NIPPLE)				*		1	
8		PJ305065202		TEE				*		1	
9		HK034610040		HOUSING				*		1	
10		EA9500B0100		CABLE BAND				*		5	
11		PX950009000		PLUG				*		1	
12		HK034640000		PIN CONTACT				*		3	
13		PJ304065101		ELBOW UNION 6XPT1/8				*		1	
14		PJ032052503		HOSE NIPPLE				*		3	
15		PJ308040002		QUICK COUPLING				*		2	
16		PV0351130A0		SOLENOID VALVE ASM.				*		1	
17		PC012401000		SPEED CONTROLLER				*		2	
18		WP0531000SC		WASHER 5.3X10X1				*		2	
19		SM9051450SC		SCREW M5X0.8 L=14				*		2	
20	R	SK3413200SC	SK3413201SE	WOOD SCREW D=4.1 L=32				*		2	1.00
21		BT0600401EB		TUBE				*		.75	
22		BT0400251EB		URETHANE HOSE, BLACK				*		.7	
23		BT0400251EB		URETHANE HOSE, BLACK				*		.06	
24		BT0400251EB		URETHANE HOSE, BLACK				*		.7	
25		HX002330000		CLIP				*		7	
26		B47122150A0		SOLENOID VALVE CONNECTOR ASM.				*		1	
27		B471122000H		AIR TUBE LABEL J04 RIGHT				*		1	
28		B471122000D		AIR TUBE LABEL J04 LEFT				*		1	
29		PF070501000		PRESSURE DECREASING VALVE				*		1	



TABLE COMPONENTS

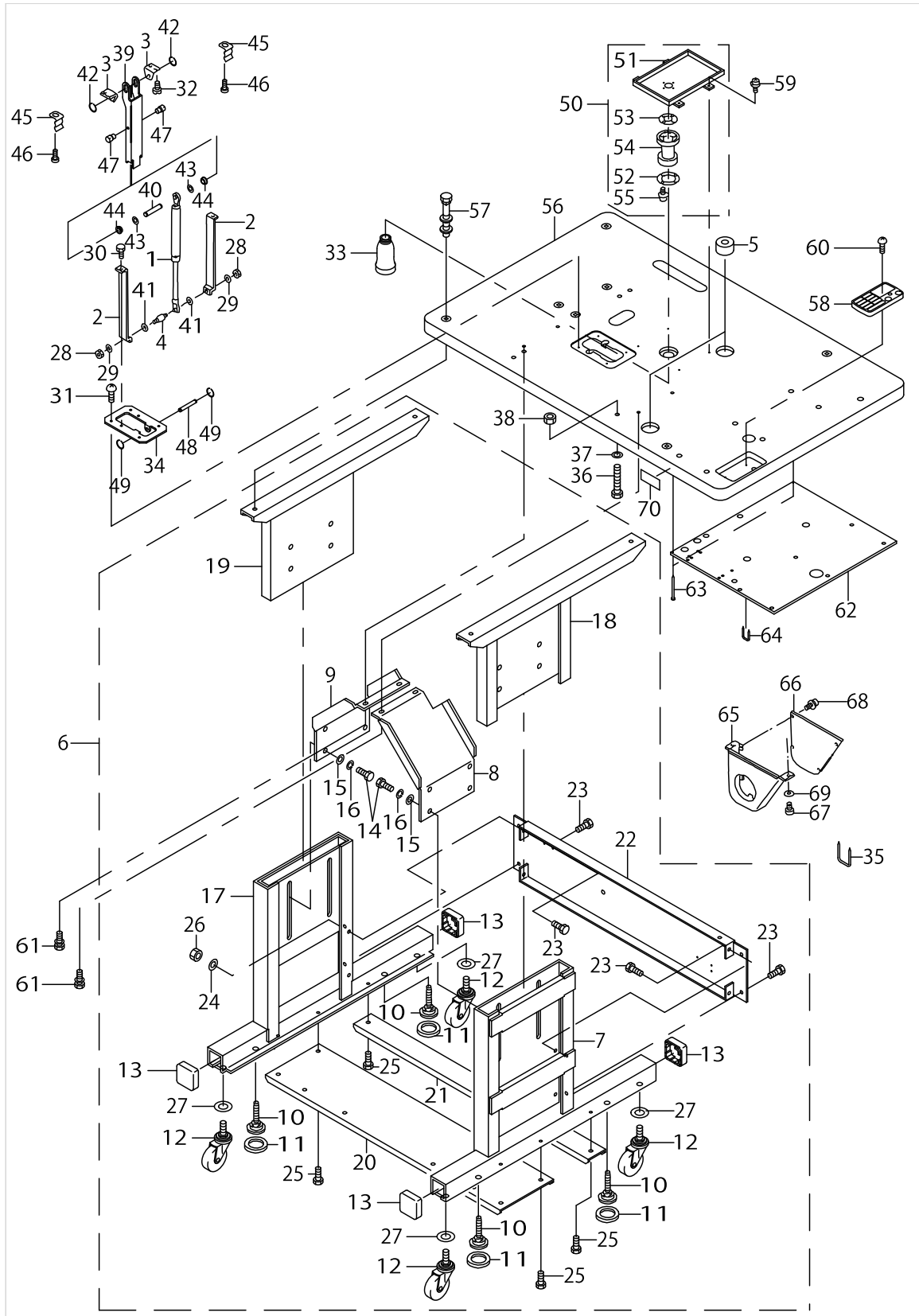


TABLE COMPONENTS

No.	Supply Code	Parts No.	Replacement	Parts name	Remarks	Choice	Step	Level	Cons	Qty	Rep. QTY
1		B8160229000		GAS SPRING						1	
2		B8161220000		LIFTER BRACKET A						2	
3		B8162220000		LIFTER BRACKET B						2	
4		B8163220000		LIFTER PIVOT PIN						1	
5		G5151171000		CUSHION						2	
6		B81012150A0		STAND ASM.						1	
7		B8102215000		STAND LOWERRIGHT				*		1	
8		B8104215000		STAND STAY RIGHT				*		1	
9		B8105215000		STAND STAY LEFT				*		1	
10		B8108220000		ADJUSTING BOLT				*		4	
11		B8109220000		RUBBER CAP				*		4	
12		G5032164000		CASTER				*		4	
13		20243200		STAND CAP, W				*		4	
14	D	SM9122503SE		SCREW M12 L=25				*		8	
15		WP1302501SC		WASHER 13X24X2.5				*		8	
16		WS1253010KN		SPRING WASHER 12.5X21.5X3				*		8	
17		B8102215A00		STAND LOWER LEFT				*		1	
18		B8101215000		UPPER STAND RIGHT				*		1	
19		B8101215A00		UPPER STAND LEFT				*		1	
20		B8107215000		LOWER SUPPORT A				*		1	
21		B8107215A00		LOWER SUPPORT B				*		1	
22		B8108215000		SIDE SUPPORT				*		1	
23		SL9082093SE		SCREW				*		8	
24		WP0841601SC		WASHER 8.4X17.4X1.6				*		2	
25		SL9082093SE		SCREW				*		6	
26		NM6080001SC		NUT M8X1.25				*		2	
27	D	WP1702616SE		WASHER				*		4	
28		NM6060002SE		NUT M6						2	
29		WP0641601SC		WASHER						2	
30	D	SM9061403SC		SCREW M6 L=14						2	
31		SK3452500SC		WOOD SCREW D=4.5 L=25						4	
32		SS9151120CP		SCREW 15/64-28L=11						4	
33		B9121012000		OIL CAN						1	
34		B8168215000		BRACKET BASE						1	
35		D8204555D00		DRAWER STOPPER						2	
36	R	SM9086503SM	SM9086513SC	SCREW M8 L=65						1	1.00
37		WP0841601SC		WASHER 8.4X17.4X1.6						1	
38		NM6080001SC		NUT M8X1.25						1	
39		B8115215000		FRAMEBRACKETBAR						1	
40	R	13518105	26223701	LIFTING LEVER SHAFT						1	1.00
41		WP0841600SE		WASHER 8,4X15,5X1,6						2	
42		RE0700000K0		E-RING 7						2	
43		WP0820816SD		WASHER 8.2X16X0.8						2	
44		11023603		BELT COVER COLLAR						2	
45		13502109		BED COVER B SPRING						2	
46		SS7110410SP		SCREW 11/64-40 L=4						2	

# TABLE COMPONENTS

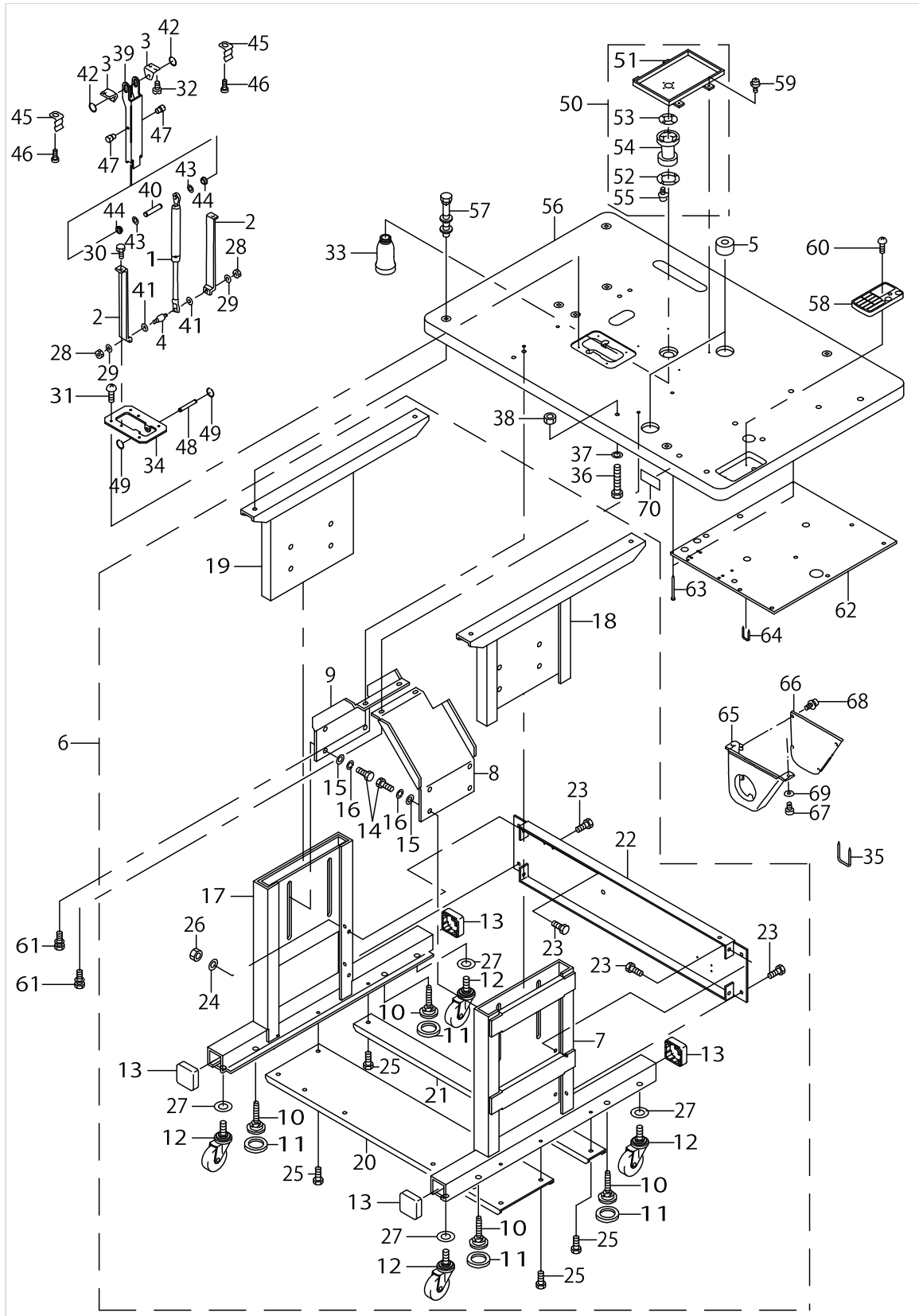
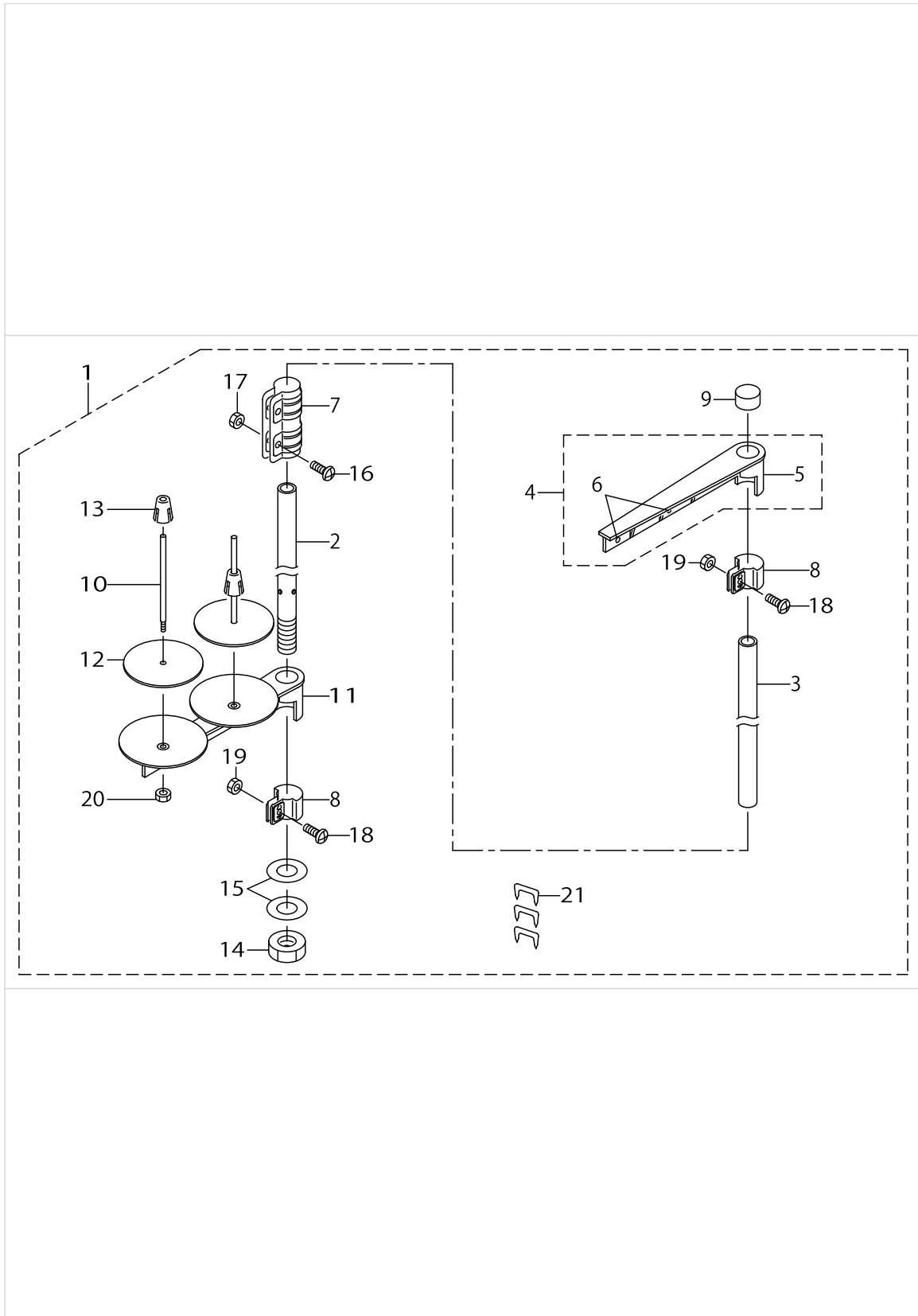


TABLE COMPONENTS

No.	Supply Code	Parts No.	Replacement	Parts name	Remarks	Choice	Step	Level	Cons	Qty	Rep. QTY
47		SS6110510SP		SCREW 11/64-40 L=5						2	
48		D2502232D00		SHAFTBLOCKSHAFT						1	
49		RE0700000K0		E-RING 7						2	
50		B81102150A0		OIL PAN ASM.						1	
51		B8110215000		OIL PAN				*		1	
52		B8111220000		WASHER				*		1	
53		B8112220000		OIL SEAL				*		1	
54		B8202205000		OIL MANAGEMENT				*		1	
55		SL4031481SC		SCREW M3 X 14				*		4	
56		B8201215000		TABLE						1	
57		MTJMS00000S		SCREW SET						5	
58		11155751		CASE ASM. B						1	
59		SK3382001SE		SCREW D=3.8 L=20						4	
60		SK3382001SE		SCREW D=3.8 L=20						2	
61		SL9082093SE		SCREW						4	
62		B8205215000		EARTH PLATE						1	
63		B8210012000		CUSHION SET NAIL						2	
64		MAO11532000		CORD STAPLE						1	
65		B821021000B		MOTOR PULLEY COVER (A)	FOR EXPORT					1	
66		B821121000B		MOTOR PULLEY COVER (B)	FOR EXPORT					1	
67	R	SK3552500SC	SK3552501SE	WOOD SCREW D=5.5 L=25	FOR EXPORT					2	1.00
68		SL4040691SC		SCREW M4 L=6	FOR EXPORT					6	
69		WP0561616SC		WASHER 5.6X16X1.6	FOR EXPORT					2	
70		CM500100001		CE MARKING LABEL	FOR JE					1	

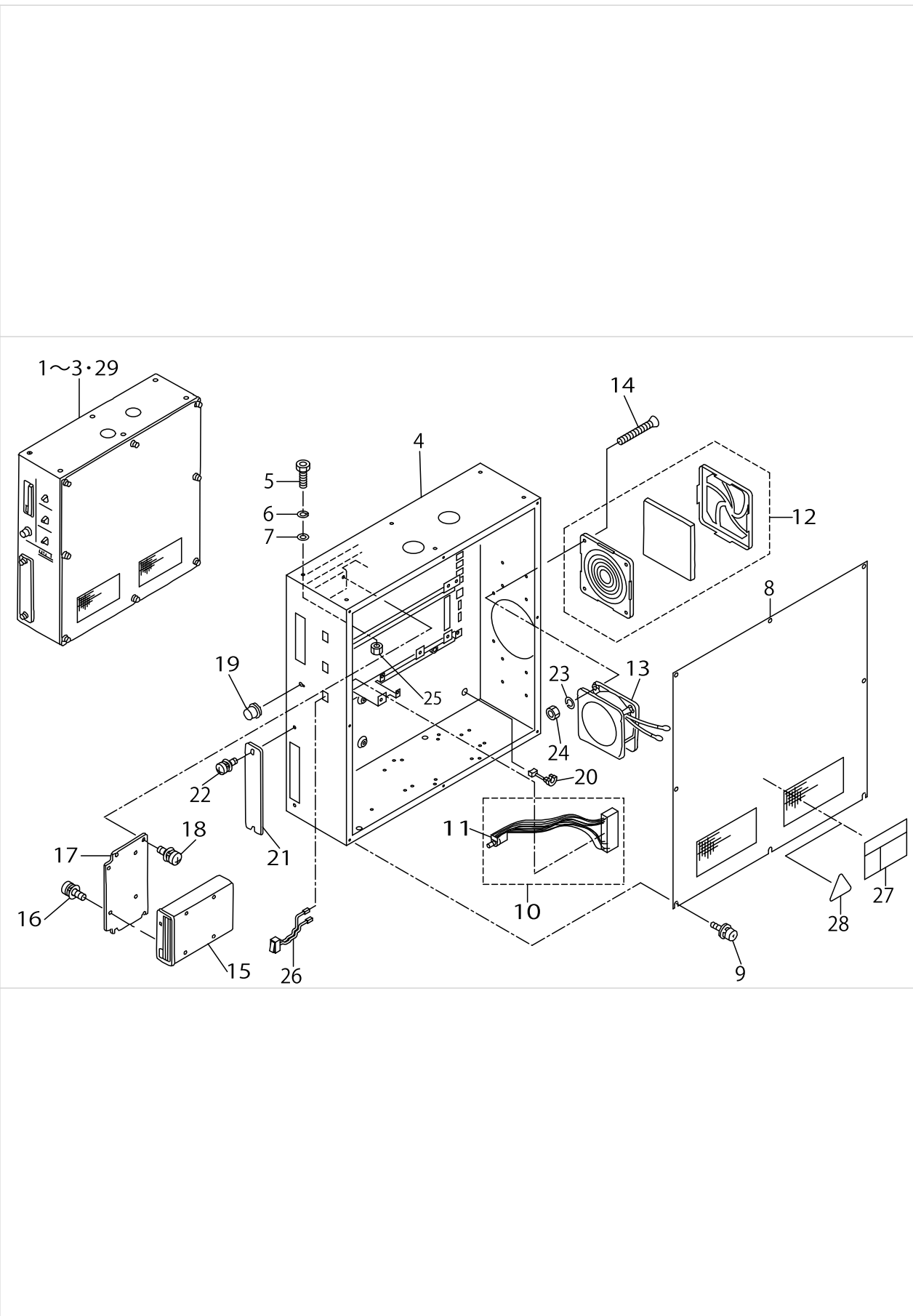
THREAD STAND COMPONENTS



THREAD STAND COMPONENTS

No.	Supply Code	Parts No.	Replacement	Parts name	Remarks	Choice	Step	Level	Cons	Qty	Rep. QTY
1	R	11185055	40096354	THREAD STAND ASM.						1	1.00
2	R	11185105	40096354	SPOOL REST ROD,LOWER				*		1	1.00
3	R	11185204	40096354	SPOOL REST ROD,UPPER				*		1	1.00
4	R	11185352	40096354	THREAD GUIDE ASM.				*		1	1.00
5		11185303		THREAD GUIDE				*		1	
6	R	B3319704L00	22931208	THREAD GUIDE				*		2	1.00
7	R	B3305704000A	40096354	SPOOL REST ROD JOINT				*		1	1.00
8	R	11185402	40096354	THREAD GUIDE ARM JOINT				*		2	1.00
9	R	B3311704000	22931406	SPOOL REST ROD CAP				*		1	1.00
10	R	B3320704L00A	40085790	SPOOL PIN				*		2	1.00
11	D	11185006		SPOOL REST ARM				*		1	
12	D	B3311012000		SPOOL REST CUSHION				*		2	
13	D	11185501		SPOOL RETAINER				*		2	
14	R	B3317704000	NM6160511SE	NUT				*		1	1.00
15		WP1612616SE		WASHER 16X30X2.6				*		2	
16		SM4051405SE		SCREW M5 L=14				*		2	
17		NM6050001SE		NUT M5				*		2	
18		SM4051405SE		SCREW M5 L=14				*		2	
19		NM6050001SE		NUT M5				*		2	
20		NM6050001SE		NUT M5				*		2	
21		MAO11532000		CORD STAPLE				*		3	

CONTROL COMPONENTS

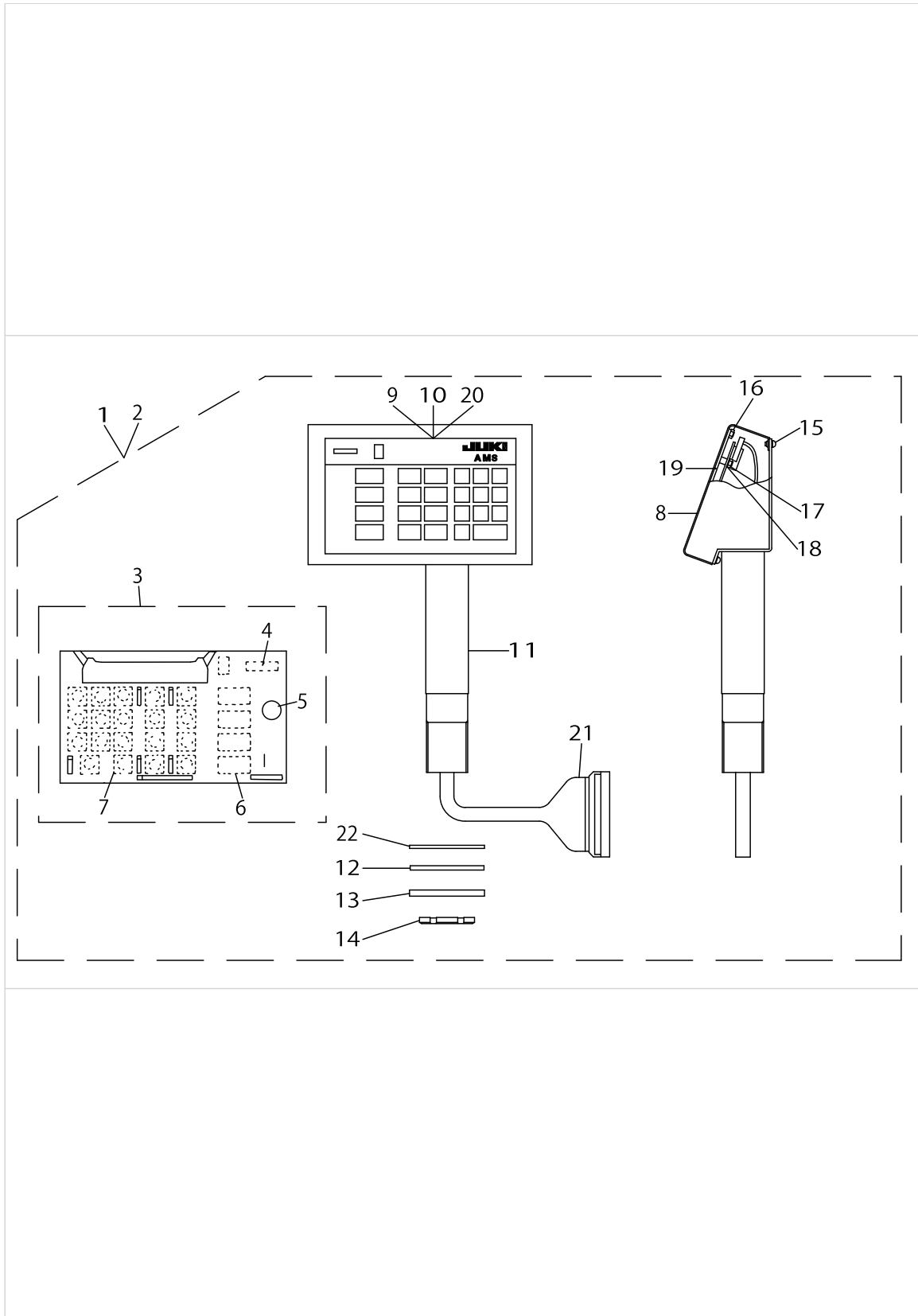


CONTROL COMPONENTS

No.	Supply Code	Parts No.	Replacement	Parts name	Remarks	Choice	Step	Level	Cons	Qty	Rep. QTY
1		M8501521BA0A		CONTROL BOX ASM.	FOR DOME- STIC,EXPO- RT(AC100V)					1	
2		M8501521AA0A		CONTROL BOX ASM.	FOR DOME- STIC,EXPO- RT(AC200V)					1	
3		M8501521EA0A		CONTROL BOX ASM.	FOR EXPO- RT(AC380V)					1	
4		M1001518000		CONTROL BOX						1	
5		SM3065052TC		SCREW						6	
6		WS0610002KN		SPRING WASHER 6.1X12.2X1.5						6	
7		WP0651001SC		WASHER						6	
8		M10025130AA		CONTROL BOX COVER ASM.						1	
9		SL4041091SC		SCREW M4 L=10						8	
10	D	M85325180A0		SPEED VOLUME ASM.						1	
11	D	HR028405030		VOLUME				*		1	
12		HM000630010		FILTER						1	
13		M85785130A0		FAN ASM.						1	
14		SM1044050SM		SCREW M4X0.7 L=40						4	
15	R	HX003840000	40063909	FLOPPYDISK3.5INCH		A				1	1.00
15	R	HX003840000	S9622710000	FLOPPYDISK3.5INCH		A				1	1.00
16		SL4030691SC		SCREW M3X6						4	
17	D	M1011512000		FDD INSTALLING PLATE						1	
18		SL4041091SC		SCREW M4 L=10						4	
19		HX00114000B		KNOB						1	
20		HX004100000		BUSH						1	
21		M1010510000		PLATE						1	
22		SL4041091SC		SCREW M4 L=10						2	
23		WS0410002KN		SPRING WASHER						4	
24		NM6040001SB		NUT M4						4	
25		NM6060001SC		NUT M6						6	
26		M85315180A0		SEESAW SWITCH ASM.						3	
27		CM300100101		DANGER LABEL (SMALL)	FOR DOME- STIC USE					1	
28		CM300100001		LABEL	FOR EXPORT					1	
29		M8501521FA0A		CONTROL BOX ASM.	FOR JE(AC380V)					1	



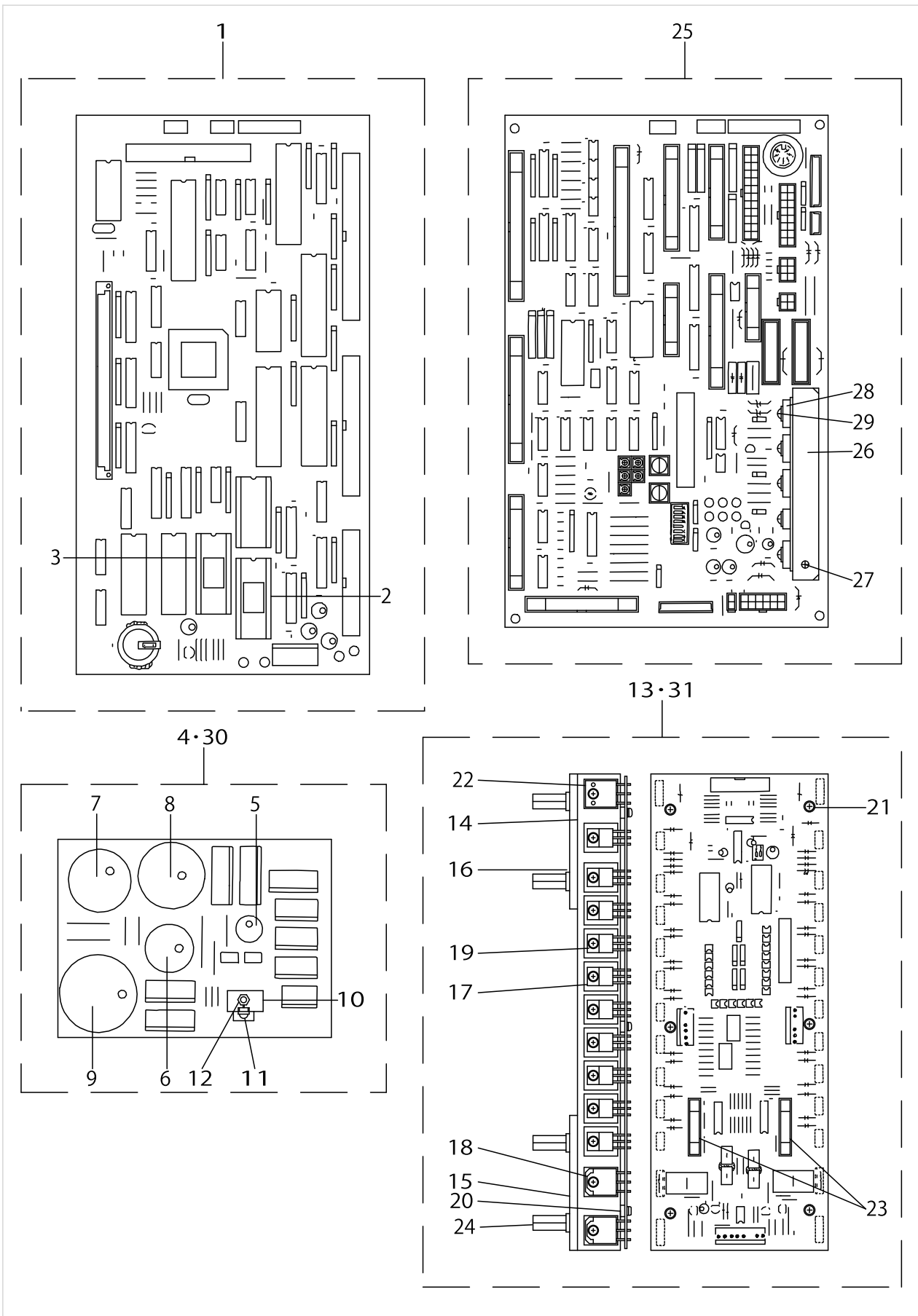
OPERATION BOX COMPONENTS



OPERETION BOX COMPONENTS

No.	Supply Code	Parts No.	Replacement	Parts name	Remarks	Choice	Step	Level	Cons	Qty	Rep. QTY
1	D	M8502521AA0		OPERATION BOX A ASM.	FOR DOME- STIC USE					1	
2	D	M8502521BA0		OPERATION BOX B ASM.	FOR EXPORT					1	
3		M8670510AA0		OPERATION PCB A ASM.				*		1	
4	D	HG003280000		DIODE (LD701VR)				*		1	
5		HX001530000		BUZZER 1				*		1	
6	D	HG003290000		DIODE (LA301VLL)				*		13	
7		HA001410000		KEY SWITCH				*		19	
8		M1081518000		OPERATION BOX COVER				*		1	
9		M300451300G		PANEL SHEET(DOMESTIC)	FOR DOME- STIC USE			*		1	
10	D	M3010518000		OPERATION PANEL SHEET	FOR EXPORT			*		1	
11	D	M85715180A0		OPERATION BOX STAND ASM.				*		1	
12		M1076510000		VIBRATION-PROOF RUBBER PAD				*		1	
13		M1077510000		WASHER				*		1	
14		M1078510000		NUT				*		1	
15		SL4030681SC		SCREW M3 L=6				*		4	
16		NM6030001SC		NUT M3				*		4	
17		NM6030001SC		NUT M3				*		6	
18		WP0320500SC		WASHER M3				*		6	
19		M1082518000		OPERATION BOX BASE COVER				*		1	
20	D	M3012518000		OPERATION PANEL SHEET (KOREA)	SELECTIVE PART			*		1	
21	D	M90015210A0		SIGNALING CORD ASM.				*		1	
22	D	M1075518000		WASHER				*		1	

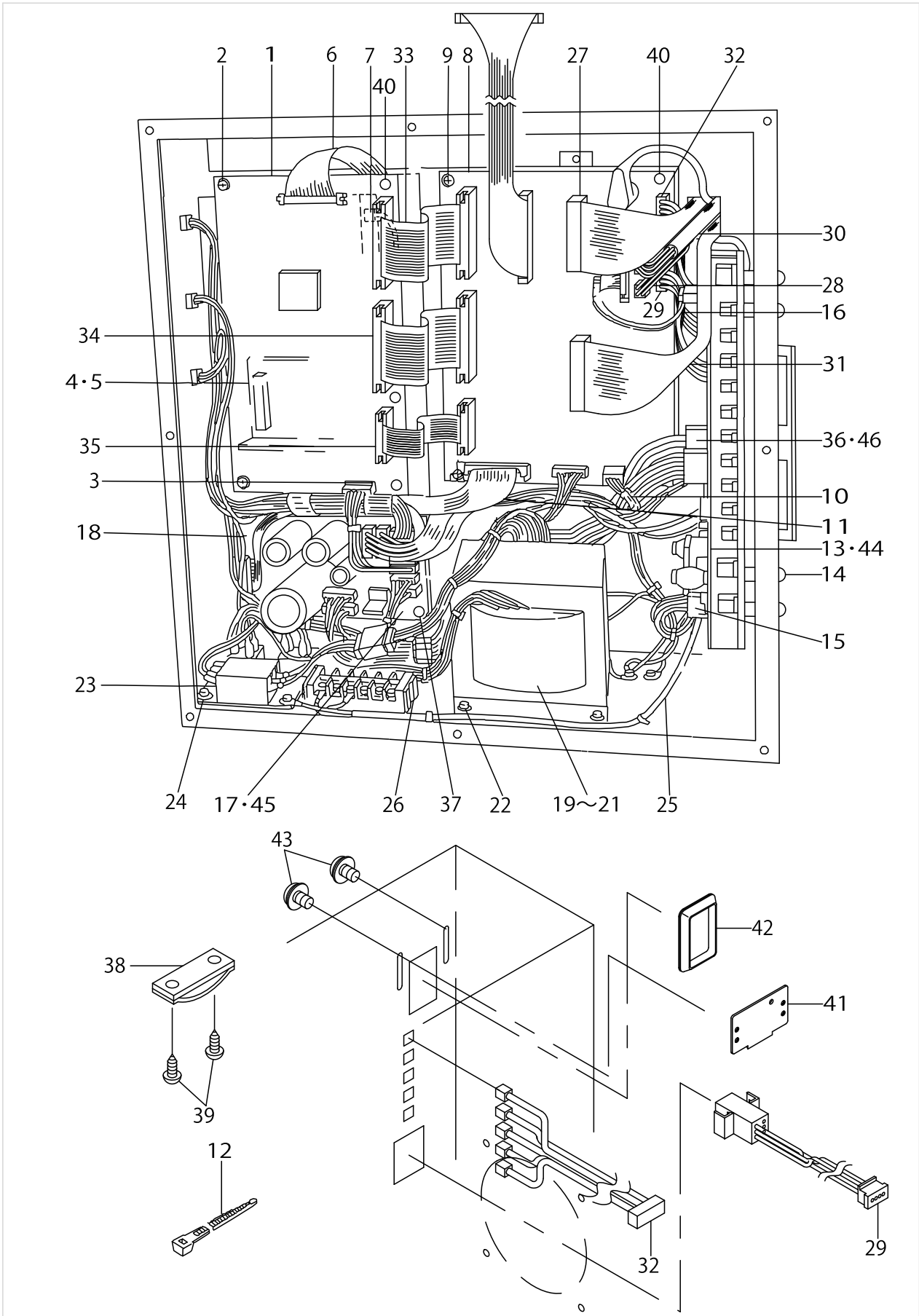
CIRCUIT BOARD COMPONENTS



CIRCUIT BOARD COMPONENTS

No.	Supply Code	Parts No.	Replacement	Parts name	Remarks	Choice	Step	Level	Cons	Qty	Rep. QTY
1	D	M8601518AB0		CPU PCB A ASM.						1	
2	D	HL014530004		IC				*		1	
3	D	HL014530005		IC				*		1	
4	D	M86045180A0		POWER BOARD ASM.						1	
5	D	HC010802210		CAPACITOR 220MF				*		1	
6		HC028801020		ELECT CAPACITOR 1000MF 100V				*		1	
7		HC018803320		CAPACITOR 3300MF				*		1	
8		HC034205620		ELECTROLYSIS ALUMINUM 100V				*		1	
9		HC018801030		CAPACITOR 10000MF				*		1	
10		GBR01713000		TRANSISTOR FIN B				*		1	
11		SL4030881SC		SCREW M3X8				*		2	
12		NM6030001SC		NUT M3				*		2	
13	D	M86035210A0		PMDC PCB ASM.						1	
14		M1003518000		HEAT SINK PLATE, C				*		2	
15	D	M1005518000		HEAT SINK PLATE,E				*		2	
16		SL4031481SC		SCREW M3 X 14				*		8	
17		HT002460000		TRANSISTOR (2SD1162)				*		20	
18	D	HG003270000		DIODE ARRAY				*		2	
19		SL4031081SC		SCREW M3 X 10				*		26	
20	D	M9609171000		SPACER				*		6	
21		SL4031481SC		SCREW M3 X 14				*		6	
22		HT002570000		TRANSISTOR				*		2	
23		E9628252000		FUSE 7A				*		2	
24		HX00339000C		PARTS				*		8	
25	D	M86025290B0A		I/F PCB ASM.						1	
26		M1001521000		HEAT SINK PLATE				*		1	
27		SL4030891SC		SCREW M3X8				*		2	
28		HT002570000		TRANSISTOR				*		3	
29		SL4031281SC		SCREW M3 L=12				*		5	
30	D	M86045210A0		POWER BASE ASM.	FOR JE(380V)					1	
31	D	M8603521BA0		PMDC BASE B ASM.	FOR JE(380V)					1	

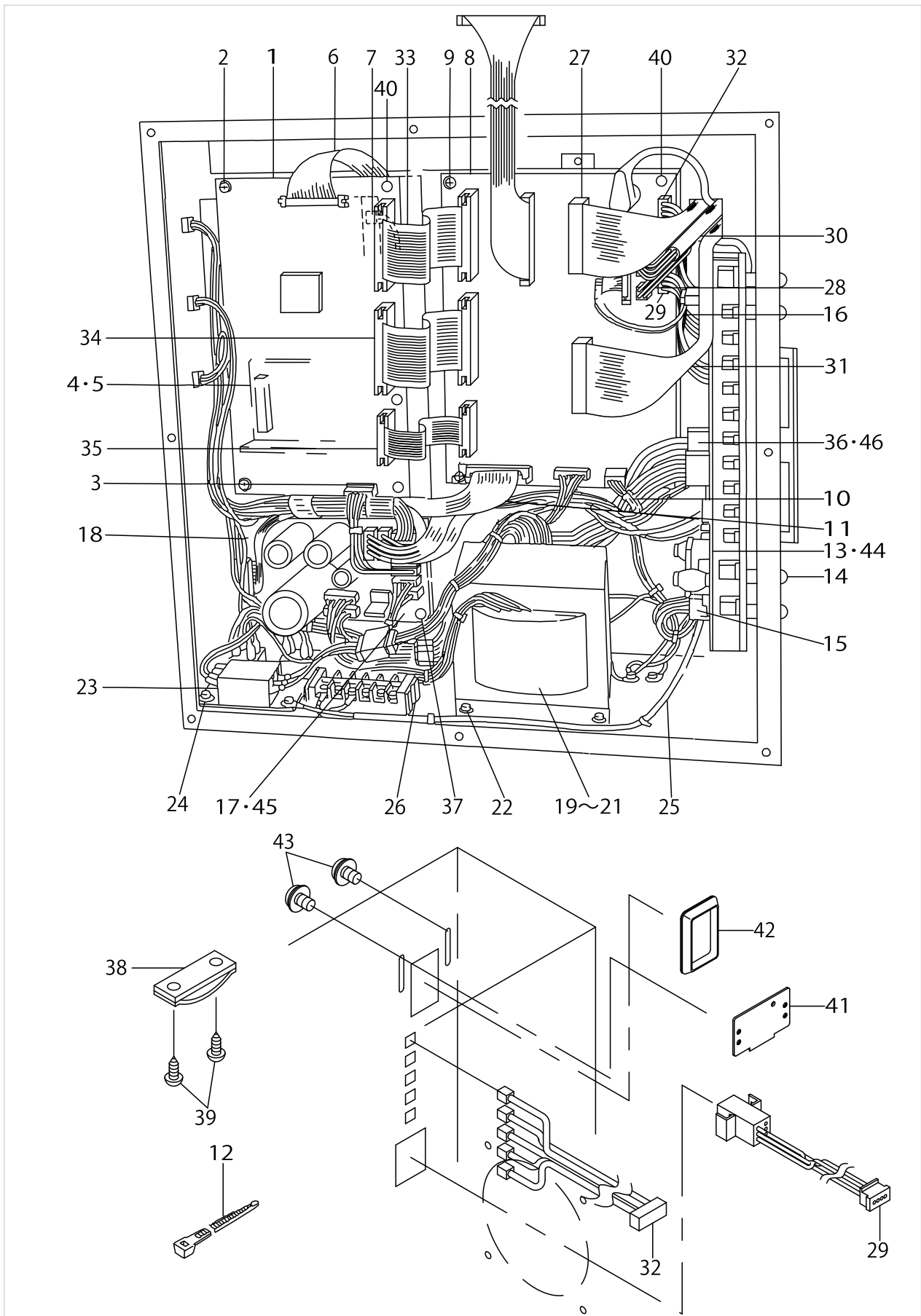
POWER SUPPLY & CORD COMPONENTS



POWER SUPPLY & CORD COMPONENTS

No.	Supply Code	Parts No.	Replacement	Parts name	Remarks	Choice	Step	Level	Cons	Qty	Rep. QTY
1	D	M8601518AB0		CPU PCB A ASM.						1	
2		SL4030891SC		SCREW M3X8						2	
3		M85545120A0		CPU POWER SOURCE CORD ASM.						1	
4	D	M85115120A0		REGULATOR ASM.						1	
5		SL4030891SC		SCREW M3X8						2	
6	D	M85465120A0		FDD SIGNALING CORD ASM.						1	
7		M85475120A0		FDD POWER SOURCE CORD ASM.						1	
8	D	M86025290B0A		I/F PCB ASM.						1	
9		SL4030891SC		SCREW M3X8						2	
10	D	M90065210A0		I/F CONTROL POWER CORD ASM.						1	
11	D	M85515120A0		PGM-1 SIGNALING CORD ASM.						1	
12		HX002920000		BAND						1	
13	D	M86035210A0		PMDC PCB ASM.						1	
14		SL4040881SF		SCREW M4 L=8						8	
15		M85555120A0		PMDC POWER SOURCE CORD ASM.						1	
16		M85435120A0		PMDC SIGNALING CORD ASM.						1	
17	D	M86045180A0		POWER BOARD ASM.						1	
18	D	M85525120A0		PGM-1 POWER SOURCE CORD ASM.						1	
19		M8513518AA0		POWERTRANSAASM.	FOR 200V					1	
20	D	M8513518BA0		POWERTRANSBASM.	FOR 100V					1	
21	D	M8513518CA0		POWERTRANSCASM.	FOR 380V					1	
22		SL4051091SC		SCREW M5X0.8 L=10						4	
23	D	M85145120A0		RECTIFIER ASM.						1	
24		SL4041091SC		SCREW M4 L=10						3	
25	D	M8561510CA0		AC INPUT POWER CABLE ASM.						1	
26	D	HK045550060		TERMINAL						1	
27	D	M90045210A0		CENSOR RELAY CORD ASM.						1	
28	D	M90055210A0		CLUTCH BRAKE TRUNK CORD ASM.						1	
29		M90085210A0		PEDAL SWITCH TRUNK CORD ASM.						1	
30	D	M90075210A0		SOLENOID TRUNK CORD ASM.						1	
31	D	M90025210A0		ELECTROMAGNETIC VALVE CORD ASM						1	
32	D	M90095210A0		PK-47 TRUNK CORD ASM.						1	
33		M90105210A0		SIGNALING CORD A ASM.						1	
34		M90115210A0		SIGNALING CORD B ASM.						1	
35		M90125210A0		SIGNALING CORD C ASM.						1	
36	D	M90425180A0		PULSE MOTOR CORD ASM.						1	
37		HX00269000A		PCB SUPPORT						4	
38		M964051000A		CABLE CLIP						2	
39		SK3382001SE		SCREW D=3.8 L=20						4	
40		HX004150000		BOARD SUPPORT						4	
41		17845009		CORDFITTINGPLATE						1	
42		HX004070000		BUSH						1	
43		SL4041091SC		SCREW M4 L=10						2	
44	D	M8603521BA0		PMDC BASE B ASM.	FOR JE					1	

POWER SUPPLY & CORD COMPONENTS

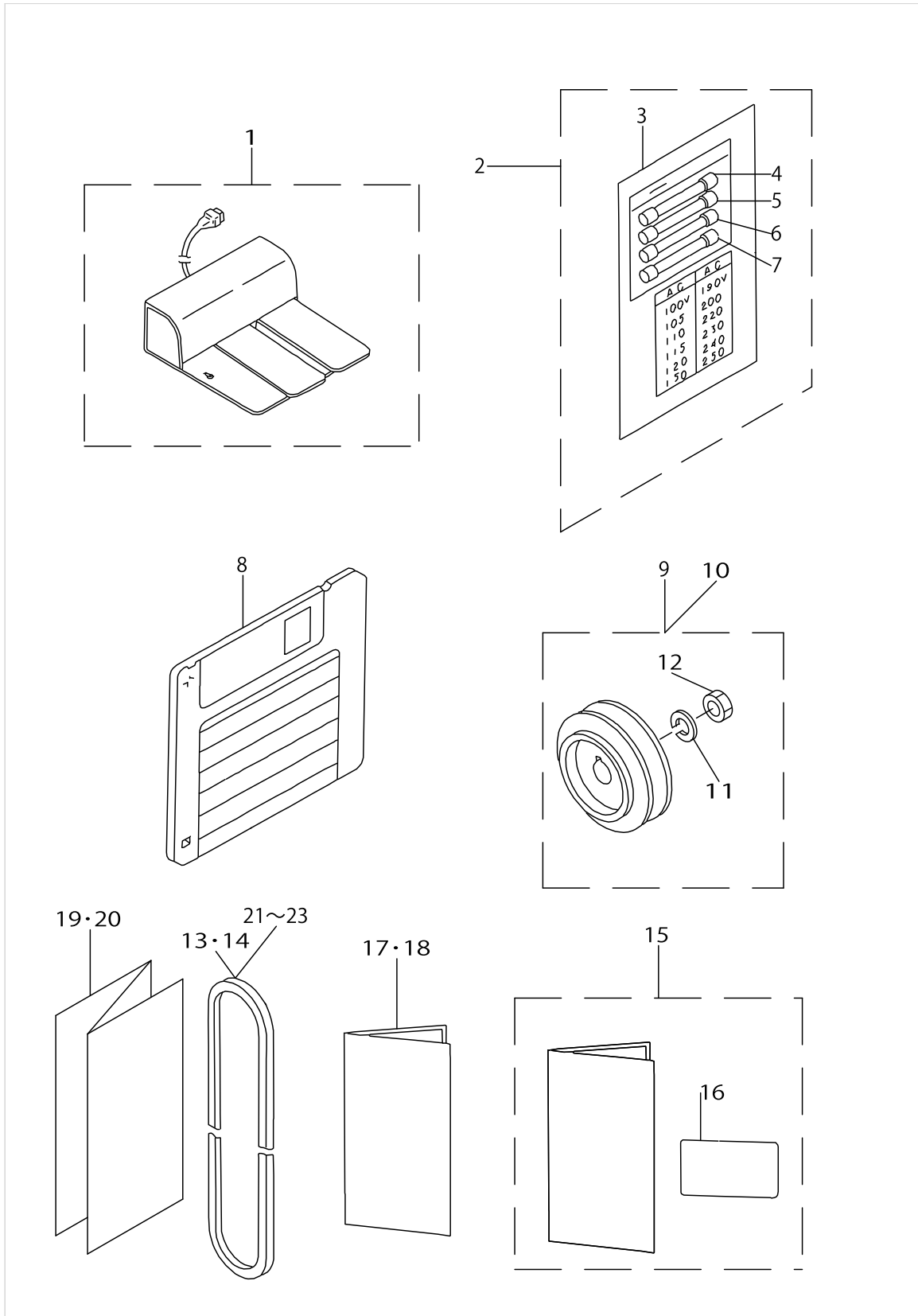


POWER SUPPLY & CORD COMPONENTS

No.	Supply Code	Parts No.	Replacement	Parts name	Remarks	Choice	Step	Level	Cons	Qty	Rep. QTY
45	D	M86045210A0		POWER BASE ASM.	FOR JE					1	
46		M9042518AA0		PULSE MOTOR CORD ASM.	FOR JE					1	



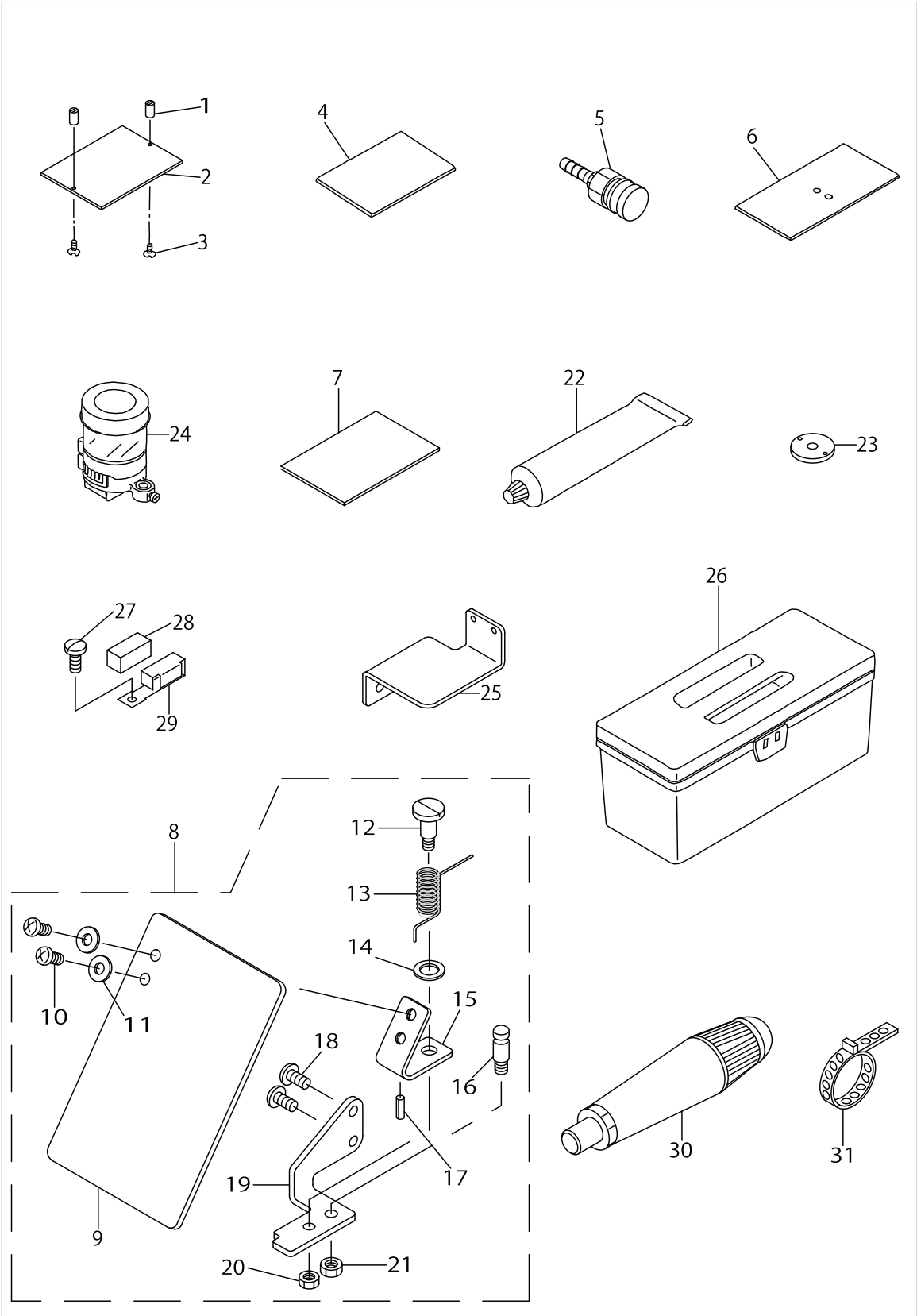
PEDAL & ELECTRIC EQUIPMENT ACCESSORIE PART COMPONENTS



PEDAL & ELECTRIC EQUIPMENT ACCESSORIE PART COMPONENTS

No.	Supply Code	Parts No.	Replacement	Parts name	Remarks	Choice	Step	Level	Cons	Qty	Rep. QTY
1		M85905130AA		PEDAL SWITCH ASM.						1	
2		M85995120A0		ACCESSORIES ASM.						1	
3		M3010110B00		VOLTAGE SHEET				*		1	
4		E9628252000		FUSE 7A				*		1	
5		HF001400700		TIME LAG FUSE 7A				*		1	
6		E9611601000		FUSE 1A				*		1	
7		E8523304000		FUSE 10A				*		1	
8		M8901521000		FLOPPY DISK	FLOPPY DI- SK IN SER- VICE PATTERN					1	
9	D	MTSP0095000		MOTOR PULLEY D=95	FOR 50HZ					1	
10	R	MTSP0080000	MTSP00800B0	MOTOR PULLEY D=80	FOR 60HZ					1	1.00
11		WS1002560KR		SPRING WASHER 10X18X2.5				*		1	
12		NM6550815SF		NUT				*		1	
13		MTJVM005800		V-BELT, 58 INCH	SELEVTIVE PART					1	
14		MTJVM005700		V-BELT, 57 INCH	SELEVTIVE PART					1	
15		M30045180A0		OPERATION PANEL SHEET ASM.	FOR EXPORT					1	
16	D	M3012518000		OPERATION PANEL SHEET (KOREA)	FOR KOREA			*		1	
17	D	29146800		AMS-215 LIST,JAPANESE						1	
18		29145000		SS42 ENGLISH	FOR EXPORT					1	
19		29156809		AMS-215 BODY LIST,JAPANESE						1	
20	D	29156908		AMS-215 BODY LIST,ENGLISH	FOR EXPORT					1	
21	D	MTJVM005600		V-BELT, 56 INCH	SELEVTIVE PART					1	
22		MTJVM005500		V-BELT, 55 INCH	SELECTIVE PART(FOR AMS-215CGS)					1	
23		MTJVM005400		V-BELT, 54	SELECTIVE PART(FOR AMS-215CGS)					1	

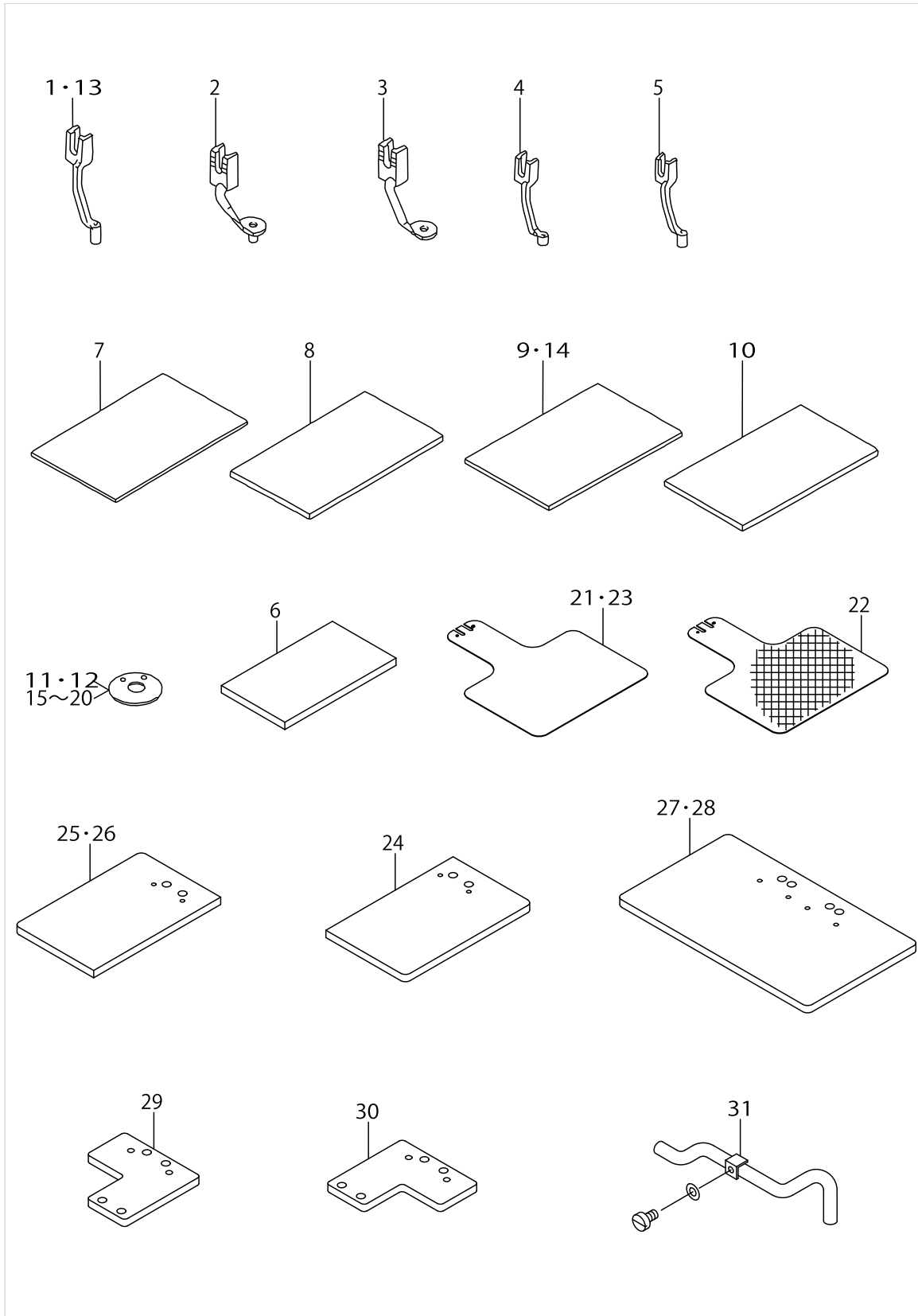
ACCESSORIE PART COMPONENTS



ACCESSORIE PART COMPONENTS

No.	Supply Code	Parts No.	Replacement	Parts name	Remarks	Choice	Step	Level	Cons	Qty	Rep. QTY
1		B2559220000		HINGE PIN						4	
2	D	B2557215000		PLASTIC BLANK						2	
3		SS1090510SP		SCREW 9/64-40 L=5						4	
4		B2591220000		RUBBER SHEET						2	
5		PJ309520001		SOCKET						1	
6		B1170215000		AUXILIARY COVER SHEET						2	
7		B2564215000		SPONGE						1	
8	R	13551254	40052806	SAFETY PLATE ASM.						1	1.00
9	R	B3120372000	26037200	SAFETY PLATE				*		1	1.00
10		SS4110715SP		SCREW 11/64-40 L=7				*		2	
11		WP0450801SD		WASHER 4.5X10X0.8				*		2	
12		SD0601021SP		HINGE SCREW D=6 H=10.2				*		1	
13		13943204		SAFETY PLATE RETURN SPRING				*		1	
14		WP0740516SP		WASHER 7.4X11.8X0.5				*		1	
15	R	B3121372000	26037309	SAFETY PLATE INS-TALLING PLATE				*		1	1.00
16	R	B1506352000	26226407	TENSION SPRING RACK B				*		1	1.00
17		PS0200062KH		SPRING PIN 2X6				*		1	
18		SS4110715SP		SCREW 11/64-40 L=7				*		2	
19	R	13551205	26235705	SAFETY PLATE INSTALLING BASE				*		1	1.00
20		NS6110310SP		NUT 11/64-40				*		1	
21		NS6120310SP		NUT 3/16-28				*		1	
22		13525506		GREASE TUBE						1	
23		B242621000G		NEEDLE HOLE GUIDE D=3	FOR AMS-215CGS					1	
24	R	MAXAP30EX00	40097301	SILICON OIL LUBRICANT CASE	FOR AMS-215CGS					1	1.00
25		B2535210000		TANK BASE	FOR AMS-215CGS					1	
26		B8601WP10A0		TOOL BOX ASM.						1	
27	R	SS7090910SP	SS7090910TP	SCREW 9/64-40 L=8.5						1	1.00
28		B1131528000		FELT						1	
29		10102259		THREADGUIDEASM.F						1	
30		B9101215000		FRAME CAP						1	
31		PB000010000		HOSE BAND						1	

OPTIONAL PART COMPONENTS

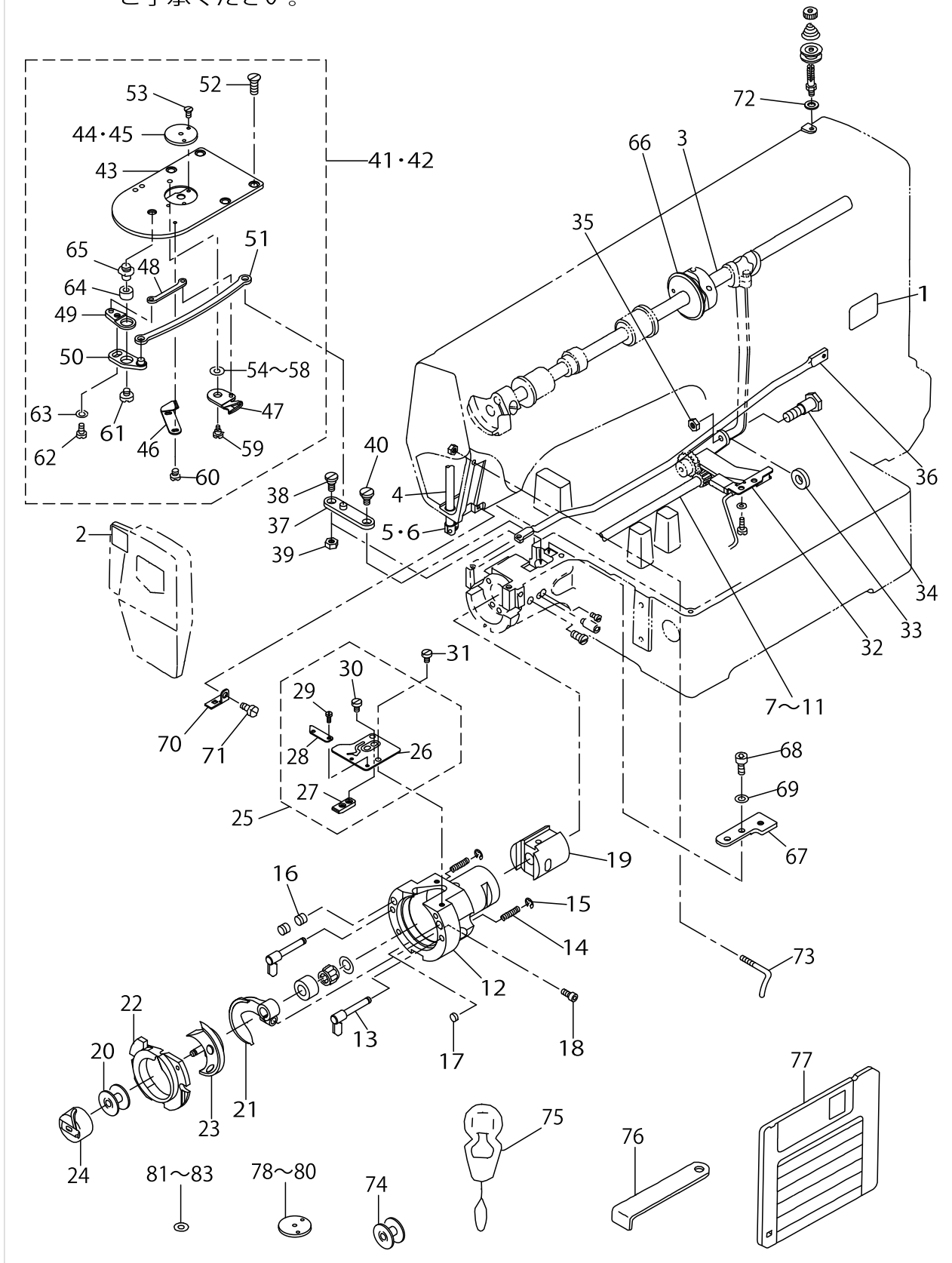


OPTIONAL PART COMPONENTS

No.	Supply Code	Parts No.	Replacement	Parts name	Remarks	Choice	Step	Level	Cons	Qty	Rep. QTY
1		B160122000B		INTERMEDIATE PRESSER B						1	
2		B160122000C		INTERMEDIATE PRESSER C						1	
3		B160122000D		INTERMEDIATE PRESSER D						1	
4		B160122000E		INNER PRESSER (E)						1	
5		B160122000F		INNER PRESSER (F)						1	
6		B2564215000		SPONGE						1	
7		B2587220000		WORK CLAMP PAPER MATERIAL (A)						1	
8		B2588220000		WORK CLAMP PAPER MATERIAL (B)						1	
9		B259522000A		PRESSER CLOTH SHEET						1	
10		B259522000B		PRESSER CLOTH SHEET B						1	
11		B242621000B		NEEDLE HOLE GUIDE D=2.0	OPTIONAL PART FOR AMS-215C					1	
12		B242621000G		NEEDLE HOLE GUIDE D=3	OPTIONAL PART FOR AMS-215C					1	
13		B160122000G		INNER PRESSER G						1	
14	D	B259522000C		PRESSER CLOTH SHEET						1	
15		B242621000A		NEEDLE HOLE GUIDE D=1.6	OPTIONAL PART FOR AMS-215C					1	
16		B242621000C		NEEDLE HOLE GUIDE D=1.6	OPTIONAL PART FOR AMS-215C					1	
17		B242621000D		NEEDLE HOLE GUIDE D=2.4	OPTIONAL PART FOR AMS-215C					1	
18		B242621000E		NEEDLE HOLE GUIDE (E)	OPTIONAL PART FOR AMS-215C					1	
19		B242621000F		NEEDLE HOLE GUIDE D=3.0	OPTIONAL PART FOR AMS-215C					1	
20		B242621000H		NEEDLE HOLE GUIDE D=3.0	OPTIONAL PART FOR AMS-215C					1	
21		B2556215B00		LOWERPLATEBLANK						1	
22		B2556215C00		LOWERPLATEBLANK						1	
23		B2556215D00		LOWERPLATEBLANK						1	
24		B2622215000		FEEDING FRAME BLANK,RIGHT						1	
25		B2623215000		FEEDING FRAME BLANK,LEFT						1	
26	D	B2626215000		2-STEP FEEDING FRAME BLANK						2	
27		B2621215000		FEEDING FRAME BLANK PLATE						1	
28		B2620215000		FEEDING FRAME BLANK PLATE						1	
29		B26302150A0		SLIDING PLATE ASM. LEFT						1	
30		B2630215AA0		SLIDING PLATE ASM. RIGHT						1	
31		B47202150B0		NEEDLE COOLER ASM.						1	

AMS-215P EXCLUSIVE PART COMPONENTS

(Caution) Please understand that the specifications of the current AMS-215C cannot be modified to those of the AMS-215P.  
 (注意) 現行のAMS-215CからAMS-215Pへ改造による仕様変更はできません。ご了承ください。



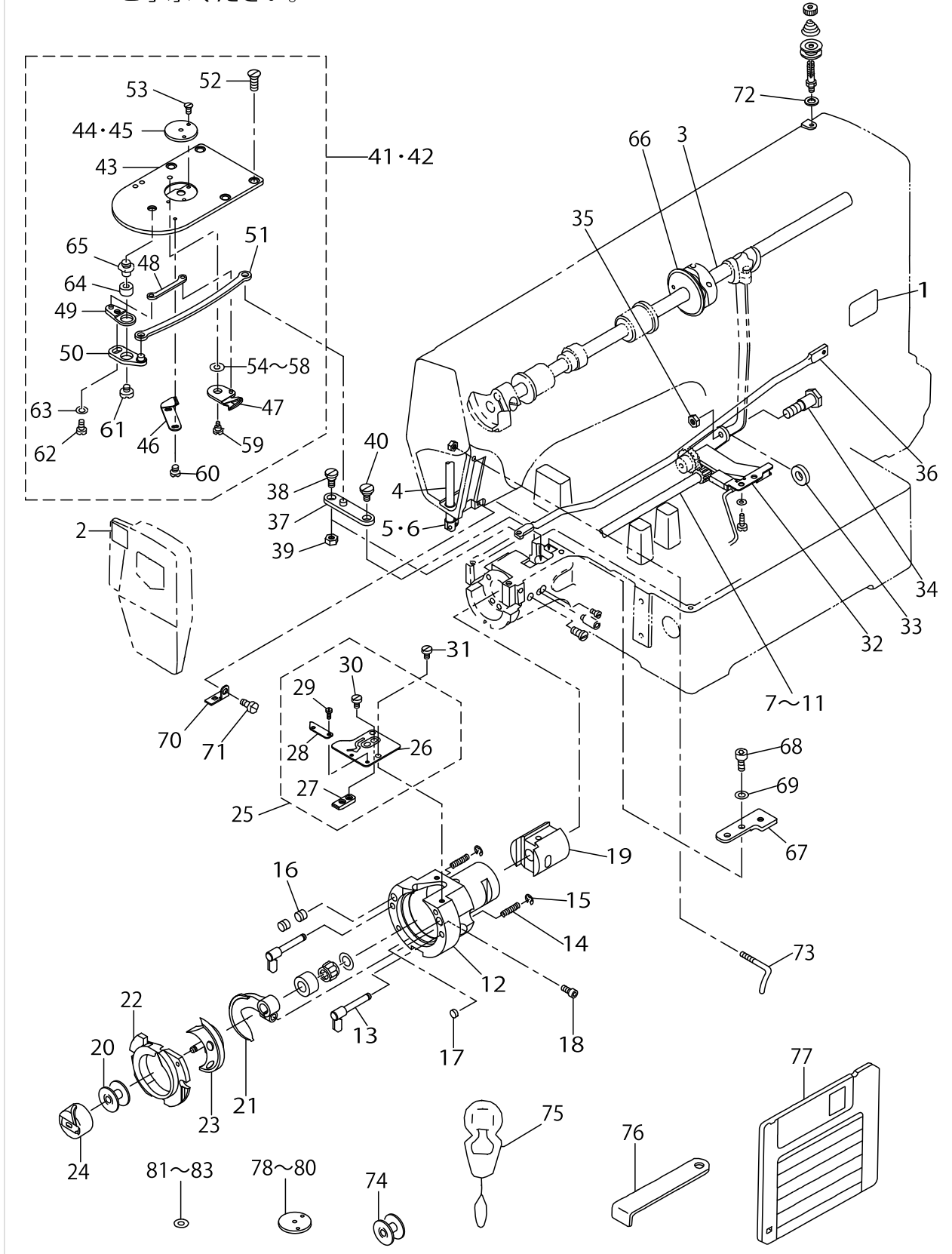
AMS-215P EXCLUSIVE PART COMPONENTS

No.	Supply Code	Parts No.	Replacement	Parts name	Remarks	Choice	Step	Level	Cons	Qty	Rep. QTY
1		B1114215P00		MODEL NAME PLATE						1	
2		B1191215P00		NEEDLE SETTING LABEL						1	
3		B1201215P00		MAIN SHAFT						1	
4		B1401215P00		NEEDLE BAR						1	
5		B1405215P00		THREAD GUIDE A						1	
6		B1406215P00		THREAD GUIDE H	FOR HEAVY-WEIGHT MATERIAL					1	
7		B1811215PAA		SHUTTLE DRIVING SHAFT ASM.	SELECTIVE PART					1	
8		B1811215PAB		SHUTTLE DRIVING SHAFT ASM.	SELECTIVE PART					1	
9		B1811215PAC		SHUTTLE DRIVING SHAFT ASM.	SELECTIVE PART					1	
10		B1811215PAY		SHUTTLE DRIVING SHAFT ASM.	SELECTIVE PART					1	
11		B1811215PAZ		SHUTTLE DRIVING SHAFT ASM.	SELECTIVE PART					1	
12		B1814215P00		SHUTTLE						1	
13	R	B1820215PA0A	26501858	INNER HOOK PRESSER ASM.						2	1.00
14		B1822215P00		INNER HOOK PRESSER SPRING						2	
15		RE0300000K0		E-RING 3						2	
16		B1226552000		ROLLER FELT						2	
17		13529607		SHUTTLE PACKING						1	
18		SS6121212TP		SCREW 3/16-28 L=12.0						1	
19		B1831215P00		BUSHING, FRONT						1	
20		B1805215P00		BOBBIN						1	
21		B1812215P00		SHUTTLE DRIVER						1	
22		B1817215PA0		SHUTTLE RACE RING ASM.						1	
23		B1818215P00		SHUTTLE						1	
24		B1828215PA0		BOBBIN CASE ASM.						1	
25		B1815215PA0		SHUTTLE UPPER SPRING ASM.						1	
26	D	B1815215P00		SHUTTLE UPPER SPRING				*		1	
27		B1840215P00		LOOP RECEIVING PLATE				*		1	
28	R	B1841215P00	B1815215PA0	LOWER THREAD HOLDER				*		1	1.00
29		SS6060220SP		SCREW 3/32-56 L=2.0				*		2	
30		SS6090420SP		SCREW 9/64-40 L=4.0				*		2	
31		SS6090420SP		SCREW 9/64-40 L=4.0				*		2	
32		B3506215PA0		OIL FELT SUPPORTING PLATE ASM.						1	
33		B1842215P00		CRANK ROD SPACER						1	
34		B1843215P00		HINGE SCREW						1	
35		NS6660430SP		NUT 1/4-40						1	
36		B2413215P00		KNIFE DRIVING BAR						1	
37		B2430215PA0		CONNECTING ARM ASM.						1	
38		SD0640326TP		HINGE SCREW						1	
39		NS6110310SP		NUT 11/64-40						1	
40		SD0640326TP		HINGE SCREW						1	
41		B2425215PA0		NEEDLE PLATE ASM.						1	
42		B2425215PAB		NEEDLE PLATE ASM., H	FOR HEAVY-WEIGHT MATERIAL					1	
43		B2425215P00		NEEDLE PLATE				*		1	
44		B2426215P0A		NEEDLE HOLE GUIDE D=1.6				*		1	



AMS-215P EXCLUSIVE PART COMPONENTS

(Caution) Please understand that the specifications of the current AMS-215C cannot be modified to those of the AMS-215P.  
 (注意) 現行のAMS-215CからAMS-215Pへ改造による仕様変更はできません。ご了承ください。

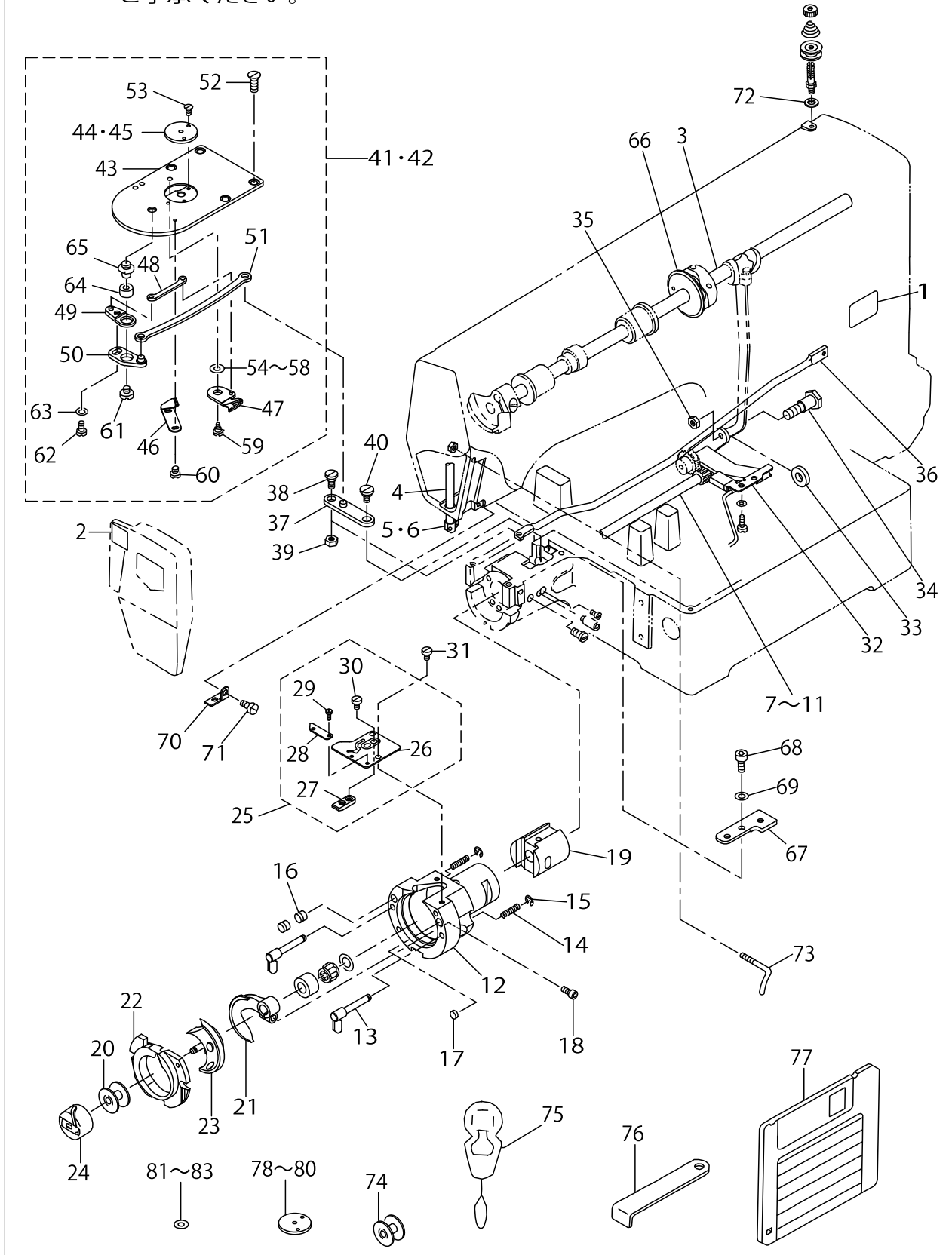


AMS-215P EXCLUSIVE PART COMPONENTS

No.	Supply Code	Parts No.	Replacement	Parts name	Remarks	Choice	Step	Level	Cons	Qty	Rep. QTY
45		B2426215P0B		NEEDLE HOLE GUIDE D=2.0	FOR HEAVY-WEIGHT MATERIAL			*		1	
46		B2424215P00		COUNTER KNIFE				*		1	
47		B2421215PA0		MOVING KNIFE ASM.				*		1	
48	D	B2418215P00		MOVING KNIFE LINK				*		1	
49		B2415215PA0		TRIMMING LEVER ASM. (SMALL)				*		1	
50		B2414215PA0		MOVING KNIFE DRIVING LEVER ASM				*		1	
51		B2432215P00		THREAD TRIMMING ROD				*		1	
52		SS1110640TP		SCREW 11/64-40 L= 5.5				*		4	
53		SS1060210TP		SCREW 3/32-56 L=2.2				*		2	
54		B242328000C		MOVING KNIFE WASHER C	SELECTIVE PART			*		1	
55		B242328000D		MOVING KNIFE WASHER D	SELECTIVE PART			*		1	
56		B242328000E		MOVING KNIFE WASHER E	SELECTIVE PART			*		1	
57		B242328000F		MOVING KNIFE WASHER F	SELECTIVE PART			*		1	
58		B242328000G		MOVING KNIFE WASHER G	SELECTIVE PART			*		1	
59		B2417210000		MOVING KNIFE HINGE SCREW				*		1	
60		SS7060310SP		SCREW 3/32-56 L=3				*		2	
61		SS6110430TP		SCREW 11/64-40 L= 4.0				*		1	
62		SS7110740TP		SCREW 11/64-40 L=7				*		1	
63		WP0450846SP		WASHER				*		1	
64		B2416280000		THREAD CUTTING LEVER RING				*		1	
65		B2417280000		THREAD CUTTER LEVER SHAFT				*		1	
66	D	B2401215P00		THREAD TRIMMING CAM						1	
67		B2431215P00		CONNECTING BASE						1	
68		SM6040802TP		SCREW M4X0.7 L=8						2	
69		WP0450000SD		WASHER 4.5X8X0.5						2	
70		B1129210000		FRAME THREAD GUIDE (B)						1	
71		SS7110840SP		SCREW 11/64-40 L=7.8						1	
72		WP0641600SC		WASHEW6.4X12.5X1.6						1	
73		B1125215P00		L-SHAPED THREAD GUIDE						1	
74		B1805215P00		BOBBIN	ACCESSO- RIE PART FOR AMS-215P					1	
75		B9107761000		THREAD PASSING INSTRUMENT	ACCESSO- RIE PART FOR AMS-215P					1	
76		B9101490000		DRIVER	ACCESSO- RIE PART FOR AMS-215P					1	
77		M890152100P		FLOPPY DISK P	ACCESSO- RIE PART FOR AMS-215P					1	
78		B2426215P0C		NEEDLE HOLE GUIDE D=2.4	OPTIONAL PART FOR AMS-215P					1	
79		B2426215P0D		NEEDLE HOLE GUIDE D=3.0	OPTIONAL PART FOR AMS-215P					1	
80		B2426215P0E		NEEDLE HOLE GUIDE D=3.0 C.BORE	OPTIONAL PART FOR AMS-215P					1	
81		B242328000D		MOVING KNIFE WASHER D	ACCESSO- RIE PART FOR AMS-215P					1	

AMS-215P EXCLUSIVE PART COMPONENTS

(Caution) Please understand that the specifications of the current AMS-215C cannot be modified to those of the AMS-215P.  
 (注意) 現行のAMS-215CからAMS-215Pへ改造による仕様変更はできません。ご了承ください。



AMS-215P EXCLUSIVE PART COMPONENTS

No.	Supply Code	Parts No.	Replacement	Parts name	Remarks	Choice	Step	Level	Cons	Qty	Rep. QTY
82		B242328000F		MOVING KNIFE WASHER F	ACCESSO- RIE PART FOR AMS-215P					1	
83		B242328000G		MOVING KNIFE WASHER G	ACCESSO- RIE PART FOR AMS-215P					1	

## HOW TO MAKE USE OF THIS PARTS LIST

1.As to "#01" and "#02" refer to the "Note" given at the bottom of the respective pages.

2.Codes on the "Qty" column

- Each numeral indicates the number of parts required.
- "0.1" and "2.5" indicate the length (in meters) of the respective parts.

3.Parentheses mean that the corresponding part is a subpart that constructs an assembly part.

4.Dotted lines on the Figures indicate assembly parts.

1. リストページの# 0 1、# 0 2の印は、ページ下の"注記"の説明を参照下さい。
2. 数量欄の数字は、個数を表し、0. 1、2. 5等の数値は、長さ（単位メートル）を表します。
3. 数量欄の（ ）は、組部品を構成している子部品であることを意味します。
4. イラストページの-----枠は、組構成であることを意味します。

# NUMERICAL INDEX OF PARTS

PART NO	PAGE	REF NO.	PART NO	PAGE	REF NO.	PART NO	PAGE	REF NO.
10007003	2	28	29146800	64	17-18	B1155215000	10	33
10102259	66	29	29156809	64	19-20	B1156215000	10	11
10120004	16	27	29156908	64	19-20	B1157215000	10	9
10129104	4	85	B110422000B	2	8	B1160215000	10	13
10502300	4	81	B11042200AB	2	7	B1161220B00	34	6
11023603	48	44	B110522000A	2	1	B1170215000	8	8
11071602	16	29	B1106215000	10	1	B1170215000	66	6
11071701	16	31	B1107215000	10	2	B1178191000	2	46
11155751	50	58	B1108215000	8	2	B1181215000	8	20
11185006	52	11	B1108215A00	8	1	B11872150A0	10	10
11185055	52	1	B1111215000	10	3	B11882150A0	10	5
11185105	52	2	B1111232000	2	38	B1191215P00	70	2
11185204	52	3	B1112215000	8	4	B1201215000	12	1
11185303	52	5	B1113210000	8	3	B1201215P00	70	3
11185352	52	4	B1113224000	8	5	B1202210000	12	7
11185402	52	8	B1114215P00	70	1	B1203215000	12	10
11185501	52	13	B1115215000	10	4	B1203280000	12	30-67
13501309	4	47	B1115232000	2	77	B12042100A0	12	8
13501408	4	48	B1115232000	4	77	B12052100AA	12	17
13501705	4	49	B11152320A0	2	75	B12052100BA	12	16
13502109	48	45	B11152320A0	4	75	B1206210000	12	9-65
13506407	44	3	B1116215000	10	35	B1206210A00	14	9-65
13508205	20	33	B1117220000	2	2	B1207205000	12	11
13508403	20	8	B1121224000	8	7	B12082100A0	12	19
13508700	20	35	B112222000B	2	3	B12092100A0	12	2
13508809	20	36	B112322000B	2	4	B1223771000	14	47
13508908	20	37	B1123280000	2	40	B1226552000	70	16
13512405	22	81	B1124220000	2	5	B1401210000	12	23
13513205	28	12	B1125215P00	72	73	B1401210A00	14	63
13513304	28	13	B1125220000	2	6	B1401215P00	70	4
13518105	48	40	B1125280000	2	42-80	B1402280000	12	24
13525506	66	22	B1126210000	2	36	B1403280000	12	27
13529607	42	53	B1126552000	2	44	B1404280000	12	31
13529607	70	17	B1127280000	2	43	B1405012000	4	69
13530209	40	38	B112821000B	2	37	B1405210000	12	25
13551205	66	19	B1129210000	2	41	B1405215P00	70	5-6
13551254	66	8	B1129210000	72	70	B1406210000	14	48
13816608	2	39	B1130215000	10	23	B1406215P00	70	5-6
13816855	20	34	B1131528000	66	28	B1407210000	14	30-67
13817408	26	7-15	B1132224000	8	6	B14115520A0	12	28
13817457	26	2	B1132521000	4	83	B1411804A00	12	40~43
13943204	66	13	B1143210000	6	94	B1411804A00	20	29~32
17845009	60	41	B1145210000	4	84	B1411804B00	12	40~43
20243200	48	13	B1153215000	10	7	B1411804B00	20	29~32
29145000	64	17-18	B1154215000	10	8	B1411804C00	12	40~43

# NUMERICAL INDEX OF PARTS

PART NO	PAGE	REF NO.	PART NO	PAGE	REF NO.	PART NO	PAGE	REF NO.
B1411804C00	20	29~32	B1634210000	18	65	B1818215P00	70	23
B1411804D00	12	40~43	B1641215000	18	57	B1819280000	20	21
B1411804D00	20	80	B1642215000	18	58	B1820215PA0A	70	13
B1411804D00	22	80	B1644215000	18	28·59	B1820280000	20	22
B1414232000	12	26	B1645215000	18	60	B1821280000	20	23
B1419026000	40	3	B1649161000	30	53	B1822215P00	70	14
B1502215000	8	15	B1802210000	20	14	B1823280000	20	24
B1506352000	66	16	B18042800A0	20	19	B18282050A0	20	13·86·97
B1510227000	16	30	B1805205000	20	9·82·96	B18282050AA	24	13·86·97
B151902600G	32	44	B180520500B	24	9·82·96	B18282100A0	22	13·86·97
B1601220000	16	1	B1805210A00	22	9·82·96	B1828215PA0	70	24
B160122000B	68	1·13	B1805215P00	70	74	B1831215P00	70	19
B160122000C	68	2	B1805215P00	72	74	B1831220000	20	6
B160122000D	68	3	B1805980000	20	15	B1832220000	20	7
B160122000E	68	4	B1811215PAA	70	7~11	B1840215P00	70	27
B160122000F	68	5	B1811215PAB	70	7~11	B1841215P00	70	28
B160122000G	18	51	B1811215PAC	70	7~11	B1842215P00	70	33
B160122000G	68	1·13	B1811215PAY	70	7~11	B1843215P00	70	34
B1602220000	16	2	B1811215PAZ	70	7~11	B19012100A0	12	32·33
B1603220000	16	3	B18112200AA	20	1·87~ 90	B19012100B0	14	29·66
B1604220000	16	4	B18112200AB	22	1·87~ 90	B19012800A0	12	32·33
B1605220000	16	5	B18112200AC	24	1·87~ 90	B19012800B0	12	29·66
B1606220000	16	6	B18112200AY	24	1·87~ 90	B1903210000	14	34·69
B1608220000	16	7	B18112200AZ	24	1·87~ 90	B1903280000	12	34·69
B1609220000	16	8	B18122005000	20	10	B1903552000	12	35
B1610220000	16	9	B1812210000	22	83	B1904280000	14	46
B1611220000	16	10	B1812215P00	70	21	B1905541A00	12	36~39
B1611224000	18	52	B1813220000	20	16	B1905541B00	12	36~39
B1612215000	18	53	B1814215000	20	17	B1905541C00	12	36~39
B1612220000	16	11	B1814215P00	70	12	B1905541D00	12	36~39
B1613220000	16	12	B1815210000	22	84	B2101220000	26	31
B1614220000	16	13	B1815215P00	70	26	B21012200A0	26	16
B1615220000	16	14	B1815215PA0	70	25	B2102205000	26	20
B1615224000	18	54	B1815980000	20	18	B2103220000	26	32
B1616220000	16	15	B1816280000	36	54	B2104220000	26	17
B1620224000	16	16	B1816280000	38	54	B2106220000	26	18
B1621224000	16	17	B18172050A0	20	11	B2107210000	26	19
B16222240A0	16	18	B18172100AB	20	3	B2301210000	28	7
B1625220000	36	4	B1817215PA0	70	22	B23012100A0	28	6
B1625224000	16	23	B1818205000	20	12	B23022050AA	26	1
B1626215000	18	55	B1818205A0B	20	4	B2302210000	28	8
B1626220000	36	10	B1818210000	22	85	B2302280000	26	4
B1627220000	16	20				B2303280000	26	34
B1628220000	16	21				B23042200A0	28	1
B1629224000	18	56				B2305210000	28	5

# NUMERICAL INDEX OF PARTS

PART NO	PAGE	REF NO.	PART NO	PAGE	REF NO.	PART NO	PAGE	REF NO.
B2306220000	28	2	B242328000A	22	67~ 69·91	B2501215000	32	3
B2307220000	28	3				B25012150A0	32	1
B2308220000	28	4	B242328000B	22	67~ 69·91	B2502220000	32	4
B2310220000	28	21				B2503220000	32	5
B2311220000	28	22	B242328000C	22	67~ 69·91	B2504215000	32	21
B2312210A00	12	6·54	B242328000C	72	54~58	B2505220000A	32	22
B2312220000	14	6·54				B2506215000	32	23
B2313280000	26	3	B242328000D	24	67~ 69·91	B2507220000	32	6
B2401205000	14	56	B242328000D	72	81~83	B2508215000	32	7
B2401215P00	72	66	B242328000E	72	54~58	B2509229000	32	24
B2402220000	28	20	B242328000F	72	81~83	B2509372000A	36	9
B2403210000	28	23	B242328000F	74	81~83	B2510215000	34	1
B2404220000	28	28	B242328000G	72	81~83	B2511215000	34	2
B2405210000	28	30	B242328000G	74	81~83	B2512215000	32	8
B2406210000	28	31	B2424210000	22	77·95	B2513215000	36	31
B2407210000	28	32	B2424210A00	24	77·95	B2513220A00	32	25
B2408210000	28	44	B2424215P00	72	46	B2515220000	32	26
B2409205000	30	50	B2425215000	22	76	B2517215000	34	7
B2409210000	28	42	B24252150A0	22	55~57	B2519215000	32	9
B2410220000	28	41	B24252150AB	22	55~57	B2520215000	32	10
B24102200A0	28	40	B24252150AC	22	55~57	B2520215A00	32	11
B2411210000	28	33	B2425215P00	70	43	B2521215000	32	12
B2412220000	28	18	B2425215PA0	70	41·42	B2522215000	32	2
B2413215P00	70	36	B2425215PAB	70	41·42	B25242150A0	34	3
B2413220000	28	29	B242621000A	22	58~60	B2526215000	34	8
B2414210000	28	45	B242621000A	68	15~20	B2526220000	32	40
B2414215PA0	72	50	B242621000B	22	58~60	B2527210000	32	13
B2414280000	22	65	B242621000B	68	11·12	B2529215000	34	12
B2415210000	28	46	B242621000C	68	15~20	B2529215A00	34	13
B2415215PA0	72	49	B242621000D	68	15~20	B2529232000	10	6
B2415280000	22	64·92	B242621000E	68	15~20	B2532220000	34	4
B2416210000	24	64·92	B242621000F	22	58~60	B2533220000	34	5
B2416280000	22	63	B242621000F	68	15~20	B2535210000	66	25
B2416280000	72	64	B242621000G	66	23	B2539215000	32	19
B2417210000	24	74·93	B242621000G	68	11·12	B2540205B00	32	41
B2417210000	72	59	B242621000H	68	15~20	B2550215000	36	3
B2417280000	22	66	B2426215P0A	70	44·45	B25502150A0	36	2
B2417280000	72	65	B2426215P0B	72	44·45	B2553215000	36	45
B2418215P00	72	48	B2426215P0C	72	78~80	B2556215000	36	1
B2418280000	22	62	B2426215P0D	72	78~80	B2556215B00	68	21·23
B2419280000	22	78	B2426215P0E	72	78~80	B2556215C00	68	22
B2420280000	22	79	B2430215PA0	70	37	B2556215D00	68	21·23
B24212050A0	22	61·94	B2431215000	28	27	B2557215000	66	2
B2421210AA0	24	61·94	B2431215P00	72	67	B255728000E	32	36
B2421215PA0	72	47	B2432215P00	72	51	B2558220000	38	46



NUMERICAL INDEX OF PARTS

PART NO	PAGE	REF NO.	PART NO	PAGE	REF NO.	PART NO	PAGE	REF NO.
B2559220000	66	1	B3125012000	2	79	B3520220000	40	22
B2564215000	66	7	B3125012000	4	79	B3522220000	40	30
B2564215000	68	6	B3126012000	2	76	B3523220000	40	8
B2567215000	36	26	B3126012000	4	76	B3524215000	42	59
B25672150A0	36	25	B3126012000	26	9	B3538112000	40	36
B2570215000	36	20	B3129053000	26	10-14	B4005215000	44	7
B2571215000	36	21	B3132552000	26	11	B4007215000	32	28
B2573220000	36	6	B32012100A0	2	9	B4008215000	44	1
B2574220000	36	7	B3203210000	2	10	B4009215000	44	2
B2576220000	36	8	B3204210000	2	11	B4012215000	44	4
B2587220000	68	7	B3205210000	2	12	B41102150A0A	44	21
B2588220000	68	8	B3206210000	2	13	B41102150B0	44	19
B2591220000	66	4	B3207210000	2	14	B41302150A0A	44	22
B259522000A	68	9-14	B3208210000	2	15	B41502150A0	44	20
B259522000B	68	10	B3208280000	2	26	B471122000C	36	13
B259522000C	68	9-14	B3209210000	2	16	B471122000D	36	14
B2604215000	38	50	B3210210000	2	17	B471122000D	46	28
B26042150A0	38	49	B3211210000	2	18	B471122000G	36	15
B2605215000	38	53	B3212210000	2	19	B471122000H	36	16
B26052150A0	38	52	B3212761000	2	20	B471122000H	46	27
B2611215000	36	29	B3213205000	12	44	B47122150A0	46	26
B26112150A0	36	28	B322877100B	18	61	B47152150A0	46	2
B2613215000	36	23	B3305704000A	52	7	B47202150B0	68	31
B26132150A0	36	22	B3311012000	52	12	B8101215000	48	18
B2620215000	68	27-28	B3311704000	52	9	B81012150A0	48	6
B2621215000	68	27-28	B3317704000	52	14	B8101215A00	48	19
B2622215000	68	24	B3319704L00	52	6	B8102215000	48	7
B2623215000	68	25-26	B3320704L00A	52	10	B8102215A00	48	17
B2626215000	68	25-26	B3501210000	40	31	B8104215000	48	8
B26302150A0	68	29	B3502220000	40	1	B8105215000	48	9
B2630215AA0	68	30	B3504220000	40	10	B8107215000	48	20
B2702210000	26	35	B3504280000	42	55	B8107215A00	48	21
B2703210000	44	30	B3505210000	40	11	B8108215000	48	22
B2714761000	28	10	B3505280000	42	54	B8108220000	48	10
B2727761000	28	11	B3506210000	40	15	B8109220000	48	11
B3107804000	26	6	B3506215PA0	70	32	B8110215000	50	51
B3112761000	26	5-13	B3507210000	40	32	B81102150A0	50	50
B3114232000	26	10-14	B3507220000	40	20	B8111220000	50	52
B3114771000	2	45	B3507280000	40	6	B8112220000	50	53
B3118771000	4	42-80	B3508220000	40	21	B8115215000	48	39
B3120125000	26	8	B3508280000	40	35	B8160229000	48	1
B3120372000	66	9	B3509220000	40	2	B8161220000	48	2
B3121372000	66	15	B3509280000	40	16	B8162220000	48	3
B3123352000	2	78	B3518210000	40	33	B8163220000	48	4
B3123352000	4	78	B3518280000	40	17	B8168215000	48	34

NUMERICAL INDEX OF PARTS

PART NO	PAGE	REF NO.	PART NO	PAGE	REF NO.	PART NO	PAGE	REF NO.
B8201215000	50	56	D6043555B00	28	19	HX00339000C	58	24
B8202205000	50	54	D8204555D00	48	35	HX00364000E	36	44
B8205215000	50	62	E8523304000	64	7	HX003840000	54	15
B8210012000	50	63	E9608603000	44	34	HX004070000	60	42
B821021000B	50	65	E9611601000	64	6	HX004100000	54	20
B821121000B	50	66	E9628252000	58	23	HX004150000	60	40
B8601WP10A0	66	26	E9628252000	64	4	M1001518000	54	4
B9101215000	66	30	EA9500B0100	46	10	M1001521000	58	26
B9101490000	72	76	EA9502B0100	44	28	M10025130AA	54	8
B9107761000	72	75	G5032164000	48	12	M1003518000	58	14
B9121012000	48	33	G5151171000	48	5	M1005518000	58	15
BP300000000	40	58	G5430116000	46	5	M1010510000	54	21
BP300000000	42	58	G8124270000	46	3	M1011512000	54	17
BP500000000	40	29	GBR01713000	58	10	M1075518000	56	22
BP600000000	40	7	HA001410000	56	7	M1076510000	56	12
BT0400251EB	16	25	HC010802210	58	5	M1077510000	56	13
BT0400251EB	36	38	HC018801030	58	9	M1078510000	56	14
BT0400251EB	46	24	HC018803320	58	7	M1081518000	56	8
BT0600401EB	46	21	HC028801020	58	6	M1082518000	56	19
CM300100001	54	28	HC034205620	58	8	M300451300G	56	9
CM300100101	54	27	HD000570000	44	8	M30045180A0	64	15
CM300200002	6	95	HF001400700	64	5	M3010110B00	64	3
CM3002000B2	4	91	HG003270000	58	18	M3010518000	56	10
CM300200301	6	92·93	HG003280000	56	4	M3012518000	56	20
CM3002003A1	6	92·93	HG003290000	56	6	M3012518000	64	16
CM500100001	50	70	HK018800020	26	30	M40071100AB	12	18
CQ202000000	40	24	HK034610040	46	9	M8501521AA0A	54	1~3·29
CQ252200000	40	57	HK034640000	46	12	M8501521BA0A	54	1~3·29
CQ252200000	42	57	HK045550060	60	26	M8501521EA0A	54	1~3·29
CS079101FSH	22	52	HL014530004	58	2	M8501521FA0A	54	1~3·29
CS080081FSH	22	53	HL014530005	58	3	M8502521AA0	56	1
CS111101CSH	18	47	HM000630010	54	12	M8502521BA0	56	2
CS1470710SH	14	58	HP000200200	26	29	M85115120A0	60	4·5
CS147121ASH	14	64	HR028405030	54	11	M8513518AA0	60	19~21
CS147121ESH	12	15	HT002460000	58	17	M8513518BA0	60	19~21
D1455055B00	16	32	HT002570000	58	28	M8513518CA0	60	19~21
D1456055B00	16	33	HX00093000C	44	33	M85145120A0	60	23
D1457055B00	16	34	HX00114000B	54	19	M85315180A0	54	26
D1805MLBH00	20	5	HX00123000A	44	23	M85325180A0	54	10
D2112555B00	40	37	HX001530000	56	5	M85435120A0	60	16
D2428555B00A	36	5	HX002330000	38	55	M85465120A0	60	6
D2430555B00	2	21	HX002330000	46	25	M85475120A0	60	7
D2430555B00	28	34	HX00269000A	60	37	M85515120A0	60	11
D2502232D00	50	48	HX002920000	44	32	M85525120A0	60	18
D3112L4BB00	26	5·13	HX002920000	60	12	M85545120A0	60	3

# NUMERICAL INDEX OF PARTS

PART NO	PAGE	REF NO.	PART NO	PAGE	REF NO.	PART NO	PAGE	REF NO.
M8555120A0	60	15	MTJMS00000S	50	57	PJ046052503	36	12
M8561510CA0	60	25	MTJVM005400	64	21~23	PJ304065101	46	13
M85715180A0	56	11	MTJVM005500	64	21~23	PJ305065202	46	8
M85785130A0	54	13	MTJVM005600	64	21~23	PJ308040002	46	15
M85905130AA	64	1	MTJVM005700	64	13·14	PJ309005203	46	4
M85995120A0	64	2	MTJVM005800	64	13·14	PJ309520001	66	5
M8601518AB0	58	1	MTSP0080000	64	10	PS0150042K0	8	21
M8601518AB0	60	1	MTSP0095000	64	9	PS0150065KP	2	23
M86025290B0A	58	25	NM6030001SC	56	17	PS0150065KP	36	27
M86025290B0A	60	8	NM6030001SC	58	12	PS0200062KH	66	17
M86035210A0	58	13·31	NM6040001SB	54	24	PS0250162KH	22	54
M86035210A0	60	13·44	NM6040003SC	26	28	PS0800302KH	2	35
M8603521BA0	58	13·31	NM6040003SC	28	24	PV0351130A0	46	16
M8603521BA0	60	13·44	NM6050001SE	52	20	PX950009000	46	11
M86045180A0	58	4·30	NM6050001SP	32	32	RE0300000K0	36	18
M86045180A0	60	17·45	NM6060001SC	54	25	RE0300000K0	70	15
M86045210A0	58	4·30	NM6060002SE	48	28	RE0600000K0	32	34
M86045210A0	62	17·45	NM6080001SC	48	38	RE0700000K0	48	49
M8670510AA0	56	3	NM6100001SC	10	28	RE0700000K0	50	49
M8901521000	64	8	NM6550815SF	64	12	RO048190100	16	35
M890152100P	72	77	NS6090310SP	4	64	SB106000400	32	20
M90015210A0	56	21	NS6110310SP	2	29	SB108000400	10	30
M90025210A0	60	31	NS6110310SP	32	18	SB108000500	32	29
M90045210A0	60	27	NS6110310SP	66	20	SB109530100	34	9
M90055210A0	60	28	NS6110310SP	70	39	SB712000100	36	19
M90065210A0	60	10	NS6110420SP	28	35	SD0380551SL	4	86
M90075210A0	60	30	NS6110530SP	2	27	SD0500803TP	28	37
M90085210A0	60	29	NS6110530SP	16	37	SD0530221SP	28	16
M90095210A0	60	32	NS6120310SP	66	21	SD0550501SP	18	62
M90105210A0	60	33	NS6120630SP	28	36	SD0600101TP	22	74·93
M90115210A0	60	34	NS6150310SP	4	65	SD0600352SP	26	23
M90125210A0	60	35	NS6150330SD	38	59	SD0601021SP	66	12
M90425180A0	60	36·46	NS6150430SP	16	38	SD0601171SP	32	27
M9042518AA0	62	36·46	NS6150430SP	30	52	SD0640321SP	16	44
M9609171000	58	20	NS6660430SP	22	51	SD0640321SP	26	25
M964051000A	60	38	NS6660430SP	70	35	SD0640321SP	28	17
MAO11532000	50	64	PA1602509A0	36	11	SD0640321TP	16	45
MAO11532000	52	21	PA1603003A0	16	22	SD0640326TP	70	40
MAXAP30EX00	66	24	PB000010000	66	31	SD0650305TP	28	38
MC200501000	14	59~62	PC010508000	16	26	SD0720321TP	18	63
MC372001100	14	59~62	PC012401000	46	17	SD0791503SP	10	31
MC372001600	14	5·68	PF0552040B0	46	6	SD0801021TP	22	48
MDP170B1800	14	59~62	PF070501000	46	29	SD1100301TP	30	47
MDP170B2300	12	5·68	PJ030520001	46	7	SK3382001SE	50	60
MDP500B1400	14	59~62	PJ032052503	46	14	SK3382001SE	60	39

NUMERICAL INDEX OF PARTS

PART NO	PAGE	REF NO.	PART NO	PAGE	REF NO.	PART NO	PAGE	REF NO.
SK3413200SC	46	20	SS1110640TP	20	2	SS6153040SP	30	51
SK3452500SC	48	31	SS1110640TP	72	52	SS6621220SP	26	22
SK3552500SC	50	67	SS1110840SP	8	22	SS6681712TP	12	14
SL4030681SC	56	15	SS1110840SP	10	34	SS7060310SP	72	60
SL4030691SC	54	16	SS2110920TP	30	49	SS7080510TP	14	51
SL4030881SC	58	11	SS3090610SP	4	50	SS7090410SP	22	72
SL4030891SC	58	27	SS4090715SP	4	51	SS7090620TP	28	15
SL4030891SC	60	9	SS4110515SP	4	52	SS7090850SP	44	31
SL4031081SC	58	19	SS4110715SP	10	19	SS7090910SP	4	87
SL4031081SF	44	9	SS4110715SP	66	18	SS7090910SP	66	27
SL4031281SC	58	29	SS4110815SP	4	54	SS7091110SP	16	40
SL4031481SC	50	55	SS4110815SP	44	29	SS7110410SP	48	46
SL4031481SC	58	21	SS4111015SP	4	56	SS7110510SP	20	43
SL4040691SC	50	68	SS4111015SP	10	38	SS7110510SP	38	47
SL4040881SF	60	14	SS4120615SP	10	15	SS7110510SP	44	11
SL4041091SC	54	22	SS4150715SP	4	57	SS7110710SP	10	25
SL4041091SC	60	43	SS6060220SP	70	29	SS7110710SP	22	44
SL4051091SC	60	22	SS6060410TP	20	38	SS7110710SP	36	35
SL9082093SE	48	61	SS6090420SP	70	31	SS7110710SP	40	50
SL9082093SE	50	61	SS6090440SP	42	56	SS7110710SP	42	50
SM1044050SM	54	14	SS6090620SP	4	82	SS7110740TP	22	73
SM3065052TC	54	5	SS6090630TP	26	21	SS7110740TP	72	62
SM4030401SC	10	17	SS6090670TP	14	50	SS7110840SP	4	88
SM4040601SC	4	59	SS6092120SP	40	40	SS7110840SP	16	19
SM4051405SE	52	18	SS6110430TP	22	71	SS7110840SP	22	45
SM6040552TP	32	30	SS6110430TP	72	61	SS7110840SP	26	33
SM6040802TP	72	68	SS6110510SP	50	47	SS7110840SP	28	26
SM6041402TP	32	17	SS6110610TP	8	11	SS7110840SP	42	60
SM6050802TP	32	37	SS6110610TP	32	31	SS7110840SP	44	14
SM6051402TP	36	33	SS6111052TP	10	12	SS7110840SP	72	71
SM6051602TP	32	39	SS6111140SP	40	41	SS7110910TP	32	16
SM6052002TP	32	42	SS6111210SP	12	21	SS7111110TP	22	46
SM6057052TN	32	35	SS6120940SP	32	38	SS7111110TP	32	14
SM6060802TP	36	39	SS6120940SP	44	25	SS7111410TP	16	41
SM6107002TP	10	20	SS6121210SP	28	43	SS7121610SP	34	19
SM7030450SC	10	16	SS6121212TP	20	39	SS7150910TP	10	36
SM8050602TP	36	34	SS6121212TP	70	18	SS7150910TP	38	58
SM8060602TP	34	10	SS6121220TP	28	9	SS7151120SP	14	49
SM9051450SC	46	19	SS6122510SP	12	12	SS7151210SP	34	14
SM9061403SC	48	30	SS6150710SP	16	39	SS7661540SP	16	42
SM9086503SM	48	36	SS6151220SP	20	41	SS8090410TP	4	68
SM9122503SE	48	14	SS6151412TP	12	13	SS8090610SP	26	12
SS1060210TP	22	70	SS6151712TP	28	14	SS8110422SP	30	54
SS1060210TP	72	53	SS6151712TP	44	10	SS8110422TP	12	4
SS1090510SP	66	3	SS6151812TP	26	36	SS8110520TP	2	24

## NUMERICAL INDEX OF PARTS

PART NO	PAGE	REF NO.	PART NO	PAGE	REF NO.
SS8110560SP	4	67	WP0450846SP	72	63
SS8111010TP	12	3	WP0501016SD	28	39
SS8111610SP	12	45	WP0501016SD	34	17
SS8120410SP	36	17	WP0501016SD	36	36
SS8120740SP	36	32	WP0501016SD	44	18
SS8150822TP	10	18	WP0520656SA	8	23
SS8150822TP	22	47	WP0531000SC	46	18
SS8150822TP	34	15	WP0531000SD	22	49
SS8150822TP	38	56	WP0561616SC	26	27
SS8151550SP	12	20	WP0561616SC	50	69
SS8660610TP	14	53	WP0611626SP	36	41
SS8660610TP	16	43	WP0612066SP	16	36
SS8661012TP	14	57	WP0621016SD	8	14
SS9090833TP	14	55	WP0621016SD	10	37
SS9110920CP	8	17	WP0621016SD	34	18
SS9111010SP	32	15	WP0621016SD	42	51
SS9111020TP	2	22	WP0641600SC	32	43
SS9121010TP	8	19	WP0641600SC	72	72
SS9151120CP	8	16	WP0641601SC	48	29
SS9151120CP	38	57	WP0651001SC	54	7
SS9151120CP	48	32	WP0651056SD	36	61
SS9151160CP	8	12	WP0651056SD	38	61
SS9151440CP	34	16	WP0651056SH	2	25
SS9151630CP	36	40	WP0740516SP	66	14
SS9661230CP	14	52	WP0820816SD	10	32
TA0750704R0	4	89	WP0820816SD	48	43
TA0850604R0	4	71	WP0841600SE	48	41
TA1050504R0	4	72	WP0841601SC	48	37
TA1250406R0	4	73	WP0951016SP	34	11
TA1470704R0	4	90	WP0952616SD	22	50
TA2100904R0	4	74	WP1052001SC	10	26
WP0320500SC	56	18	WP1302501SC	48	15
WP0330501SB	10	29	WP1612616SE	52	15
WP0371016SD	26	26	WP1702616SE	48	27
WP0430800SC	18	64	WS0410002KN	54	23
WP0430801SC	4	60	WS0610002KN	54	6
WP0450000SD	4	62	WS0631510KP	36	43
WP0450000SD	42	52	WS1002560KR	64	11
WP0450000SD	72	69	WS1020002KN	10	27
WP0450801SD	10	24	WS1253010KN	48	16
WP0450801SD	12	22			
WP0450801SD	38	48			
WP0450801SD	44	17			
WP0450801SD	66	11			
WP0450846SP	22	75			