

MODEL : LK-1930

List No : 1244-09

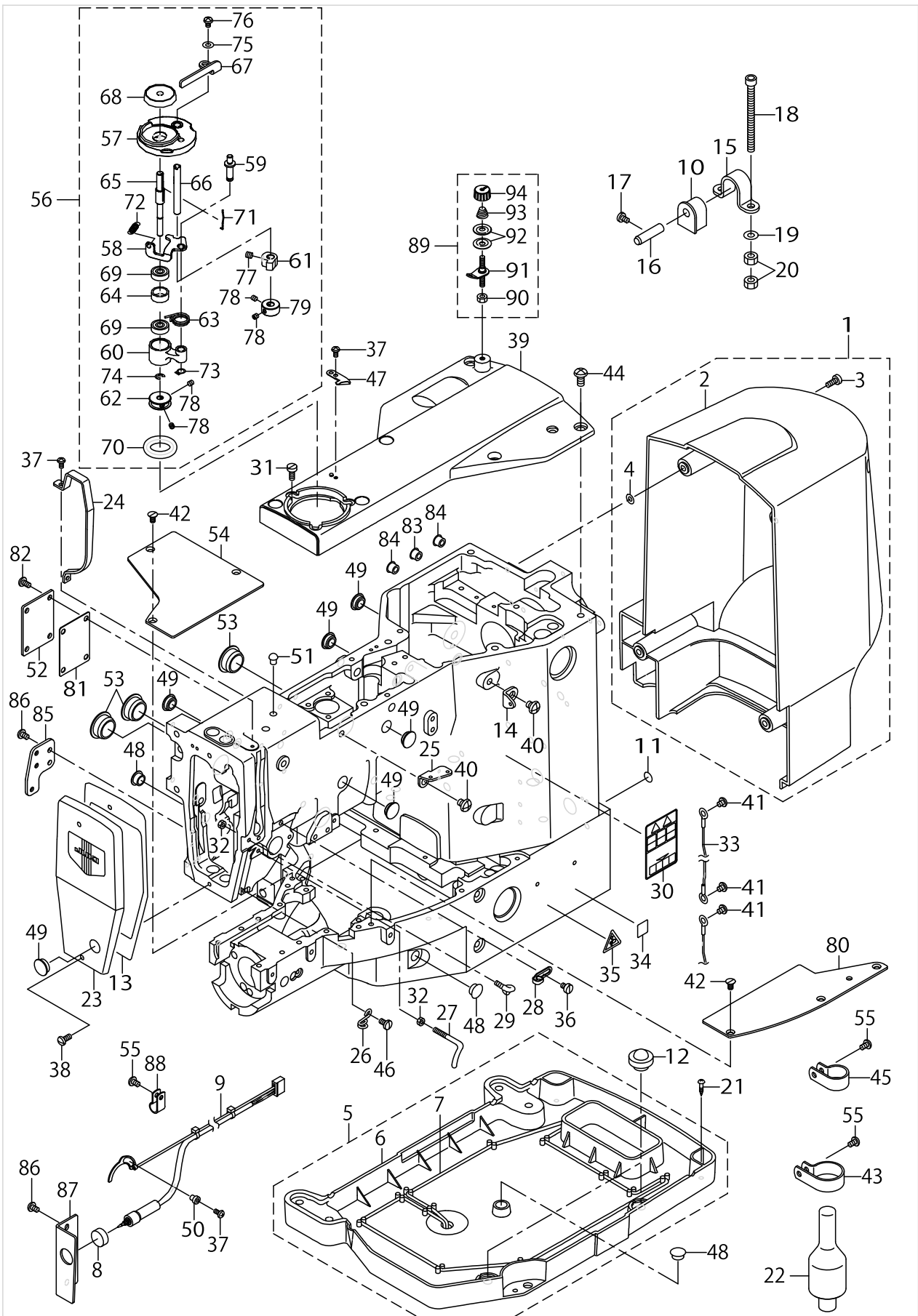
PARTS LIST

Published:05/12/2017

CONTENTS

FRAME & MISCELLANEOUS COVER COMPONENTS	1
MAIN SHAFT & NEEDLE BAR COMPONENTS	7
PRESSER LIFTER & MANUAL PEDAL COMPONENTS	11
PRESSER MECHANISM COMPONENTS	15
SHUTTLE DRIVER SHAFT COMPONENTS.....	19
WIPER MECHANISM COMPONENTS	23
TENSION RELEASE & THREAD TENSION COMPONENTS.....	25
TENSION RELEASE & THREAD TRIMMER MECHANISM COMPONENTS.....	27
FEED MECHANISM COMPONENTS.....	31
CLOTH FEED MECHANISM COMPONENTS(FOR LK-1930SS,1930HS)	35
CLOTH FEED MECHANISM COMPONENTS(FOR LK-1930HA,1930SA).....	37
LUBRICATION COMPONENTS	39
THREAD STAND COMPONENTS.....	41
CONTROL BOX COMPONENTS	43
OPERATION BOX COMPONENTS	47
PEDAL & ELECTRICAL EQUIPMENT ACCESSORIE PART COMPONENTS	49
WIRING DIAGRAM.....	51
ACCESSORIE PART COMPONENTS	53
TABLE COMPONENTS.....	57
OPTIONAL PART COMPONENTS.....	59
LIST FOR INFORMATION OF CHANGE.....	63
HOW TO MAKE USE OF THIS PARTS LIST	64

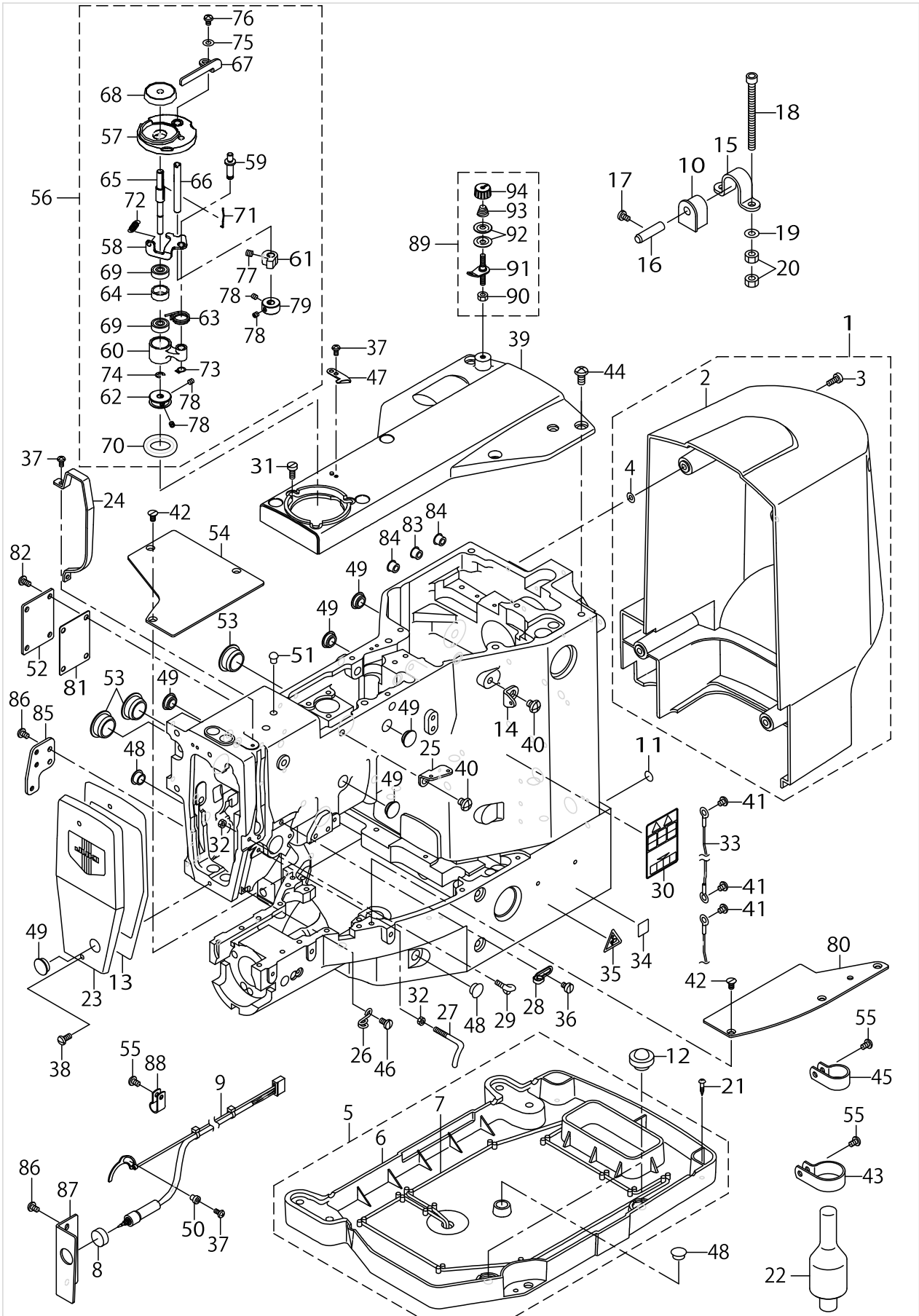
FRAME & MISCELLANEOUS COVER COMPONENTS



FRAME & MISCELLANEOUS COVER COMPONENTS

No.	Supply Code	Parts No.	Replacement	Parts name	Remarks	Choice	Step	Level	Cons	Qty	Rep. QTY
1		14100457		MOTOR COVER ASM.						1	
2	R	14100408	14100457	MOTOR COVER				*		1	1.00
3		SS6111140SP		SCREW11/64-40L=11				*		4	
4		M8002430000		STOPPER				*		4	
5		14100754		OIL PAN ASM.						1	
6	R	14100705	14100754	OIL PAN				*		1	1.00
7		CQ252200000		OIL WICK				*		1	
8		HA001690010		SWITCH						1	
9		14220750		SWITCH CABLE ASM.						1	
10		B1115210D00		HINGE RUBBER						2	
11		22901805		GROUND MARK						1	
12		B1116210D00		FRAME SUPPORT RUBBER						2	
13		13502307		FACE PACKING						1	
14		40040414		OPTIONAL PARTS (AK)						1	
15		B1111210D00		BED HINGE						2	
16		40009290		HINGE STUD						2	
17		SS7110730SP		SCREW 11/64-40 L=6.5						2	
18		SM6067552TP		HEXAGONAL-HOLE BOLT M6 L=75						4	
19		WP0651646SC		WASHER						4	
20		NM6060001SC		NUT M6						8	
21		SK3382001SE		SCREW D=3.8 L=20						4	
22		14101208		HEAD SUPPORT BAR						1	
23		26211755		FACE COVER ASM.						1	
24		40030828		THREAD TAKE UP LEVER COVER						1	
25		26211904		THREAD GUIDE PLATE						1	
26		26212100		ARM THREAD GUIDE B						1	
27		B1125215P00		L-SHAPED THREAD GUIDE						1	
28		22920508		ARM THREAD GUIDE A						1	
29		B3114771000		THREAD GUIDE						1	
30		CM301200001		SAFETY LABEL_S						1	
31		SS6111140SP		SCREW11/64-40L=11						1	
32		NS6090310SP		NUT 9/64-40						2	
33		14115653		HEAD GROUND CABLE B ASM.						1	
34		CM600100101		WEEE MARK LABEL S	FOR JE					2	
35		CM300200002		CAUTION LABEL(25)						3	
36		SS6110610TP		SCREW 11/64-40 L=6						1	
37		SS4090715SP		SCREW 9/64-40 L=7						4	
38		SS4111015SP		SCREW11/64-40L=10						2	
39		14100309		TOP COVER						1	
40		SS4150715SP		SCREW 15/64-28 L=7						2	
41		SS4110515SP		SCREW 11/64-40 L=5						3	
42		SS1110840SP		SCREW 11/64-40 L=8						6	
43		HX00150000N		CABLE CLIP						1	
44		SS4151215SP		SCREW15/64-28L=12						6	
45		HX00150000J		CLIP						1	
46		SS7110840SP		SCREW 11/64-40 L=7.8						1	

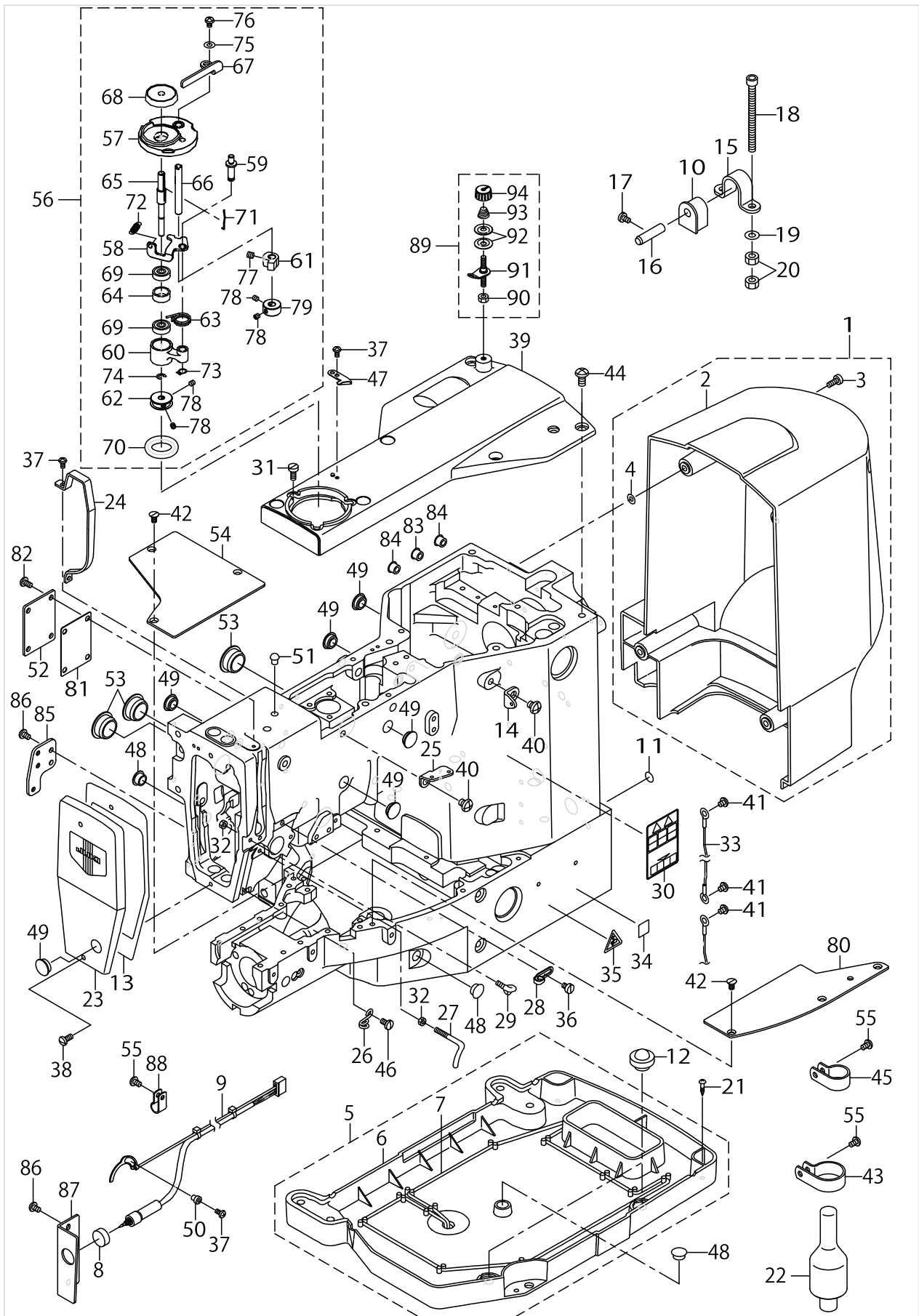
FRAME & MISCELLANEOUS COVER COMPONENTS



FRAME & MISCELLANEOUS COVER COMPONENTS

No.	Supply Code	Parts No.	Replacement	Parts name	Remarks	Choice	Step	Level	Cons	Qty	Rep. QTY
47		10502300		THREAD CUTTER						1	
48		TA1050504R0		RUBBER PLUG						3	
49		TA1250406R0		RUBBER PLUG D=12.5 L=4						6	
50		B2703210000		BUSHING						1	
51		TA0550604R0		RUBBER PLUG						1	
52		B1123210D00		COVER						1	
53		TA2100904R0		RUBBER PLUG						3	
54		14200802		BED COVER A						1	
55		SS4110715SP		SCREW 11/64-40 L=7						5	
56		40026746		BOBBIN WINDER UNIT						1	
57	R	26260109	26260000	BTW_BASE				*		1	1.00
58		26260208		BTW_CAM_PLATE				*		1	
59		26260307		BTW_BASE_SHAFT				*		1	
60		26260406		BTW_SHAFT_BASE				*		1	
61		26260505		BTW_CAM_LEVER				*		1	
62		40026730		BTW_WHEEL				*		1	
63		40011144		BTW_TORSION_SPRING				*		1	
64	R	26260802	26260000	BTW_BEARING_SPACER				*		1	1.00
65		26260901		BTW_SHAFT				*		1	
66		26261008		BTW_LEVER_SHAFT				*		1	
67		26261107		BTW_LEVER				*		1	
68		26261206		BTW_SPACER				*		1	
69	R	26261305	26260000	BTW_BEARING				*		2	1.00
70		A321600100A		RUBBER RING				*		1	
71		26261602		BOBBIN_SPRING				*		1	
72		26261701		BTW_SPRING				*		1	
73		RC0560711KP		RETAINING RING				*		1	
74		RE0400000K0		E-RING 4				*		1	
75		WP0450826SC		WASHER 4.5X10X0.8				*		1	
76		SM5040655SN		SCREW				*		1	
77		SM8050502TP		SCREW M5 L=5				*		1	
78		SM8040412TP		SET SCREW M4 L=4				*		4	
79		40026745		COLLAR				*		1	
80		14200901		BED COVER B						1	
81		B1125210D00		COVER GASKET						1	
82		SS4110815SP		SCREW 11/64-40 L=8						4	
83		TA0850604R0		RUBBER PLUG						1	
84		TA0850604R0		RUBBER PLUG	FOR LK-1930SA,HA					2	
85		14201305		EYE GUARD INSTALLING PLATE						1	
86		SS4110715SP		SCREW 11/64-40 L=7						2	
87		14220503		SWITCH INSTALLING PLATE						1	
88		HX00150000C		CABLE CLIP						3	
89		14113468		BOBBIN THREAD TENSION ASM.						1	
90		NS6110310SP		NUT 11/64-40				*		1	
91		14113450		BOBBIN THREAD T- ENSION ROD ASM.				*		1	
92	R	B3126012000	22921506	THREAD TENSION DISK				*		2	1.00

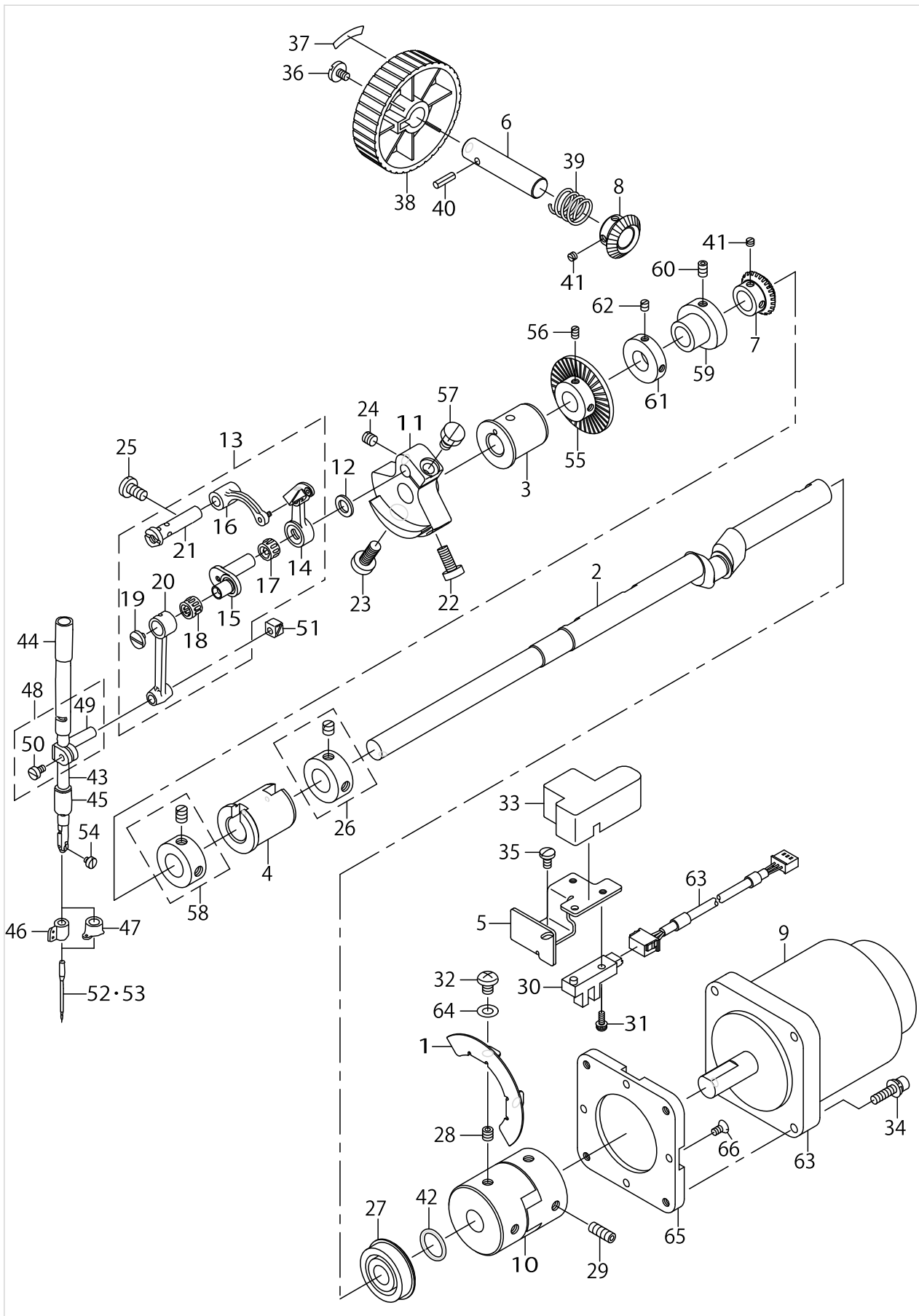
FRAME & MISCELLANEOUS COVER COMPONENTS



FRAME & MISCELLANEOUS COVER COMPONENTS

No.	Supply Code	Parts No.	Replacement	Parts name	Remarks	Choice	Step	Level	Cons	Qty	Rep. QTY
93		D7133555B00		CONNECTING ROD SPRING				*		1	
94		11072402		THREAD TENSION NUT				*		1	

MAIM SHAFT & NEEDLE BAR COMPONENTS

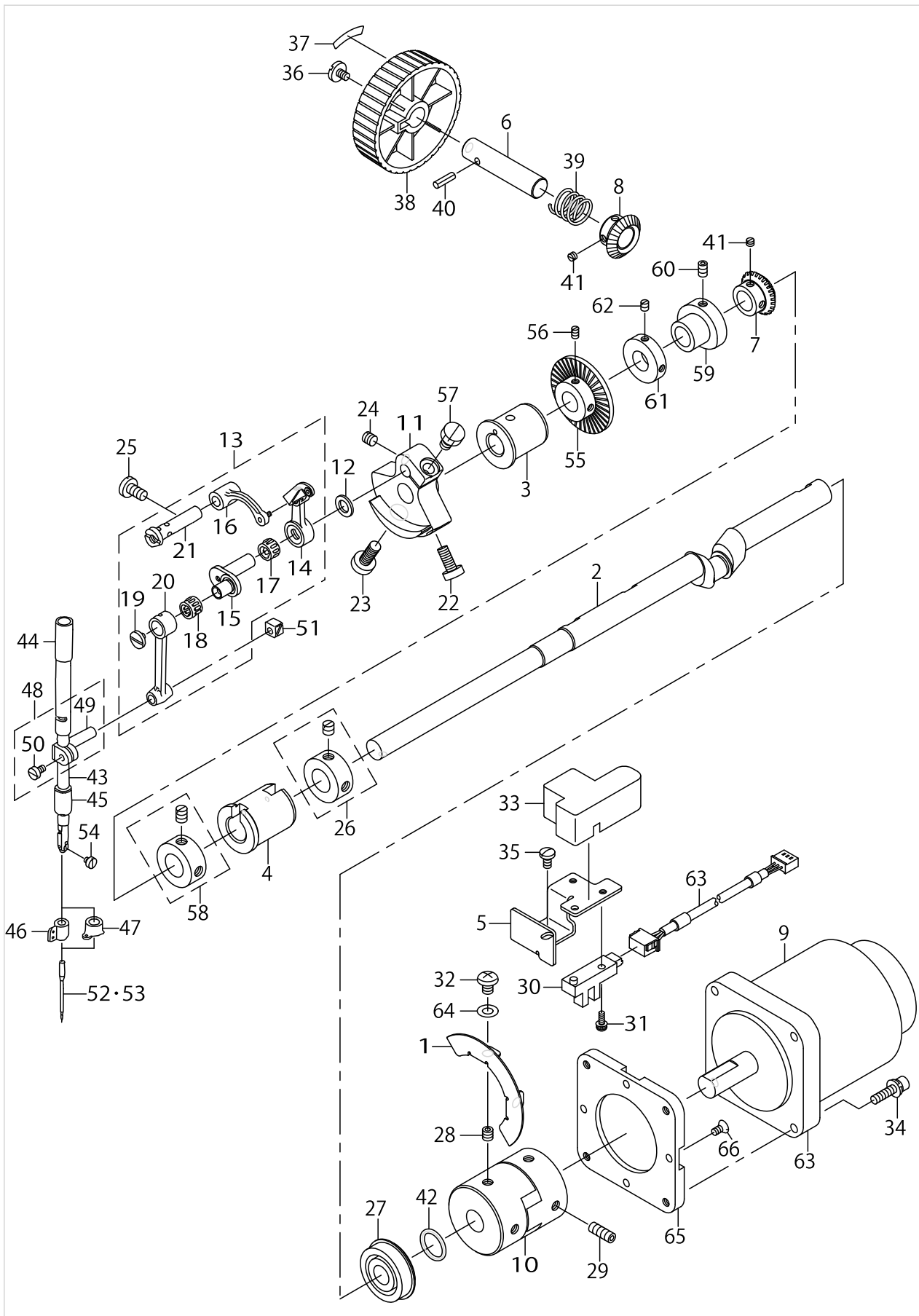


MAIM SHAFT & NEEDLE BAR COMPONENTS

No.	Supply Code	Parts No.	Replacement	Parts name	Remarks	Choice	Step	Level	Cons	Qty	Rep. QTY
1		14102404		MAIN SHAFT SLIT PLATE						1	
2		14102107		MAIN SHAFT						1	
3		B1202210000		BUSHING, FRONT						1	
4		B1203215000		BUSHING INNER						1	
5		14102503		SENSOR INSTALLING BASE						1	
6		26500306		HAND PULLEY SHAFT						1	
7		14102701		HANDPULLEYGEARA						1	
8		14102800		HANDPULLEYGEARB						1	
9		40053326		SERVO MOTOR 550W						1	
10		B1231210D00		COUPLING						1	
11		B1206210D00		COUNTER WEIGHT						1	
12		B1223771000		NEEDLE ROD CRANK WASHER						1	
13		B1901210DC0		LINK THREAD TAKE-UP						1	
14		B1901210DA0		THREAD TAKE-UP LEVER COMPL.				*		1	
15	D	B1407210D00		NEEDLE BAR CRANK				*		1	
16	R	B1903210000	B19012100C0	THREAD TAKE-UP CRANK				*		1	1.00
17	R	B1905541000	B1905541A00	NEEDLE BUSHING		A		*		1	1.00
17	R	B1905541000	B1905541B00	NEEDLE BUSHING		B		*		1	1.00
17	R	B1905541000	B1905541C00	NEEDLE BUSHING		C		*		1	1.00
17	R	B1905541000	B1905541D00	NEEDLE BUSHING		D		*		1	1.00
18	R	B1411804000	B1411804A00	NEEDLE DRIVING LEVER BEARING		A	A:	*		1	1.00
18	R	B1411804000	B1411804B00	NEEDLE DRIVING LEVER BEARING		B	B:	*		1	1.00
18	R	B1411804000	B1411804C00	NEEDLE DRIVING LEVER BEARING		C	C:	*		1	1.00
18	R	B1411804000	B1411804D00	NEEDLE DRIVING LEVER BEARING		D	D:	*		1	1.00
19		B1903552000		LEFT SCREW				*		1	
20		B1404280000		NEEDLE BAR CRANK ROD				*		1	
21		B1904280000		BALANCE CRANK PIN				*		1	
22		SS6151412TP		SCREW15/64-28L=14						1	
23		SS6681712TP		SCREW 9/32-28 L=16.5						1	
24		SS8660610TP		SCREW 1/4-40 L=6						1	
25		SS7151120SP		SCREW15/64-28L=11						1	
26		22904155		MAIN SHAFT THRU-ST COLLAR ASM.						1	
27		G1216870000		UPPER SHAFT REAR BEARING						1	

A:ローラー径2φ公差 0⁻~ -0.002/A:ROLLER diameter 2φ tolerance 0⁻~ -0.002
 B::ローラー径2φ公差 -0.002~-0.004/B::ROLLER diameter 2φ tolerance -0.002~-0.004
 C::ローラー径2φ公差 -0.004~-0.006/C::ROLLER diameter 2φ tolerance -0.004~-0.006
 D::ローラー径2φ公差 -0.006~-0.008/D::ROLLER diameter 2φ tolerance -0.006~-0.008

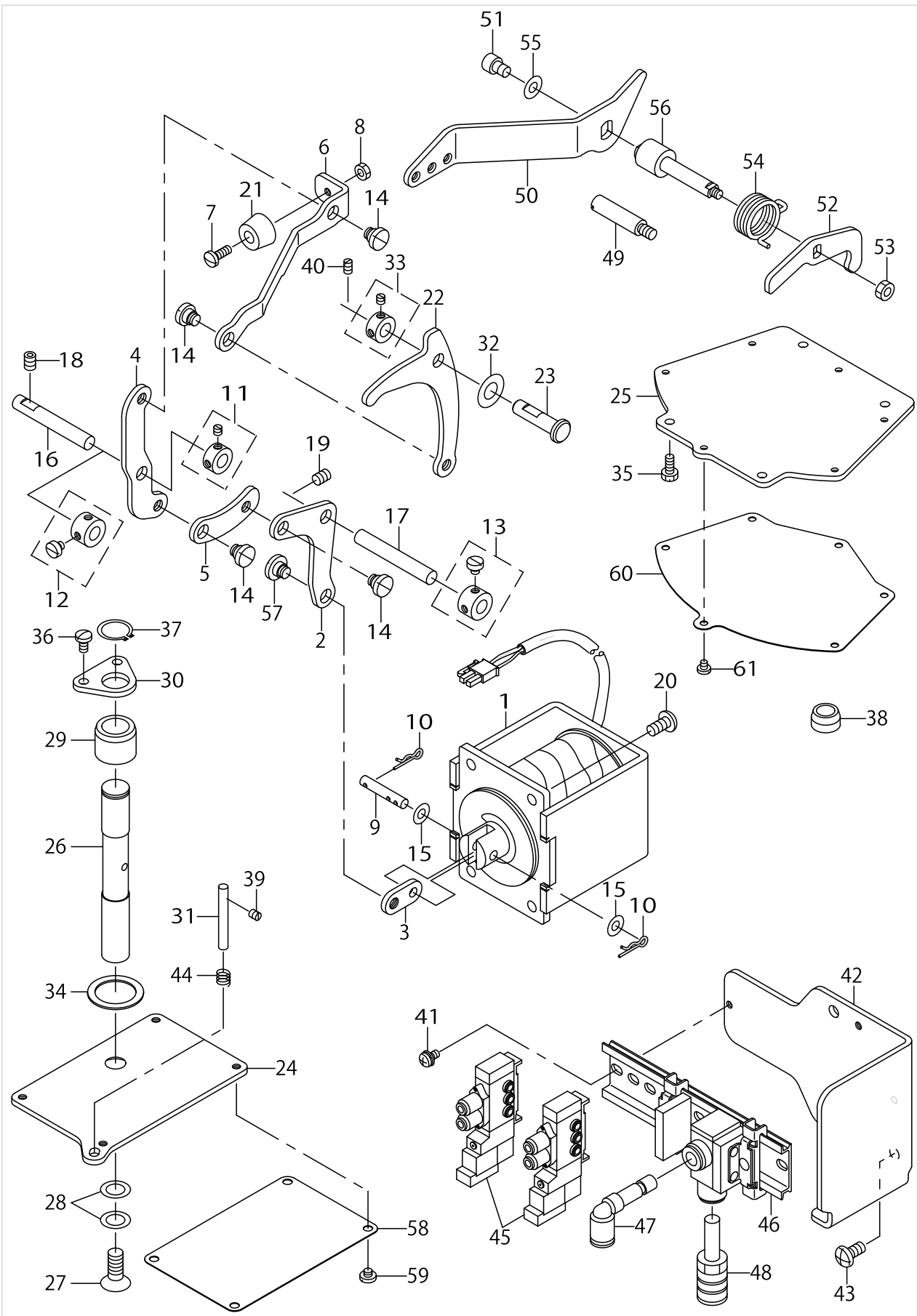
MAIM SHAFT & NEEDLE BAR COMPONENTS



MAIM SHAFT & NEEDLE BAR COMPONENTS

No.	Supply Code	Parts No.	Replacement	Parts name	Remarks	Choice	Step	Level	Cons	Qty	Rep. QTY
28		SM8060612TP		SCREW M6 L=6						2	
29		SM8061612TP		SCREW M6X16						2	
30		HD002230000		PHOTO SENSOR						1	
31		SL4041291SC		SCREW M4 L=12						1	
32		SM4060801SE		SCREW						2	
33		14114508		MAIN SHAFT SENSOR COVER						1	
34		SL6052092TN		SCREW						4	
35		SS7110840SP		SCREW 11/64-40 L=7.8						1	
36		A1230500000A		HANDWHEEL SETSCREW						1	
37		B1144210000		REVOLVING DIRECTION LABEL						1	
38		B1212210D00		PULLEY						1	
39		GAF01007000		SPRING						1	
40		PS0400142KH		SPRING PIN 4X14						1	
41		SS8110310SP		SCREW 11/64-40 L=2.8						4	
42		RO154240100		RUBBER RING						1	
43		B1401210000		NEEDLE BAR						1	
44		26203208		NEEDLE ROD METAL						1	
45		B1403280000		NEEDLE ROD LOWER METAL						1	
46		B1405210000		THREAD GUIDE A	FOR LK-1930SS,SA					1	
47		40026884		NEEDLE_BAR_SHREAD_GUIDE_H	FOR LK-1930HS,HA					1	
48		B14115520A0		NEEDLE BAR CONNECTING ASM.						1	
49	R	B1411552000	B14115520A0	NEEDLE BAR CLAMP				*		1	1.00
50		SS6090670TP		SCREW 9/64-40 L=6				*		1	
51		B1414232000		SQUARE BLOCK						1	
52		MDP500B1400		NEEDLE DPX5 #14	FOR LK-1930SS,SA					1	
53		MDP170B1800		NEEDLE DPX17 #18	FOR LK-1930HS,HA					1	
54		SS7080510TP		SCREW 1/8-44 L=4.5						1	
55		40026917		BTW DRIVING WHEEL						1	
56		SM8040600SP		SCREW						2	
57		SS9661230CP		SCREW 1/4-40 L=12						1	
58		CS147121ESH		THRUST COLLAR A-SM. D=14.72 W=12						1	
59		14206502		INTERMEDIATE CAM						1	
60		SM8050812TP		SCREW M5X8						2	
61		14208607		INTERMEDIATE CAM STOPPER						1	
62	R	SS8110510SP	SS8110520TP	SCREW 11/64-40 L=5						2	1.00
63		14115356		MAIN SHAFT SENSOR CABLE ASM.						1	
64		WS0610002KN		SPRING WASHER 6.1X12.2X1.5						2	
65		40045548		MOTOR INSTALLING BRACKET						1	
66		SS1110840SP		SCREW 11/64-40 L=8						4	

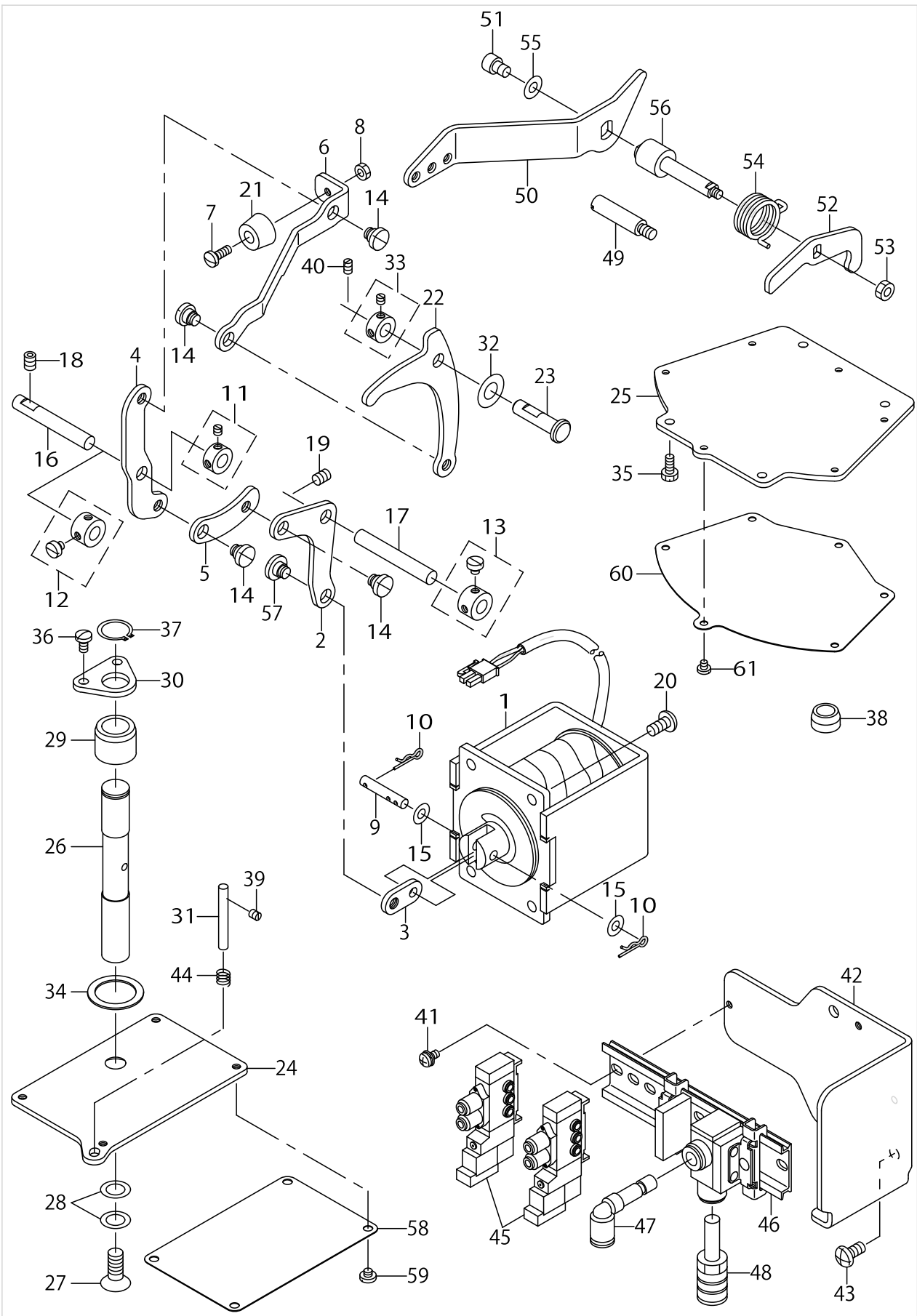
PRESSER LIFTER & MANUAL PEDAL COMPONENTS



PRESSER LIFTER & MANUAL PEDAL COMPONENTS

No.	Supply Code	Parts No.	Replacement	Parts name	Remarks	Choice	Step	Level	Cons	Qty	Rep. QTY
1		14104152		PRESSER LIFTING SOLENOID ASM.	FOR LK-1930SS,HS					1	
2		14203301		LINK D	FOR LK-1930SS,HS					1	
3		14104707		SOLENOID LINK	FOR LK-1930SS,HS					1	
4		14203103		LINK B	FOR LK-1930SS,HS					1	
5		14203202		LINK C	FOR LK-1930SS,HS					1	
6		14203004		LINK A	FOR LK-1930SS,HS					1	
7		SS7111120TP		SCREW	FOR LK-1930SS,HS					1	
8		NS6110310SP		NUT 11/64-40	FOR LK-1930SS,HS					1	
9		B1513210D00		MAGNET PIN	FOR LK-1930SS,HS					1	
10		B1515210D00		PIN	FOR LK-1930SS,HS					2	
11		22917058		THRUST COLLAR ASM., FRONT	FOR LK-1930SS,HS					1	
12		22917157		THRUST COLLAR ASM., REAR	FOR LK-1930SA,HA					1	
13		22917157		THRUST COLLAR ASM., REAR	FOR LK-1930SS,HS					1	
14		SD0800341SP		HINGE SCREW D=8 H=3.4	FOR LK-1930SS,HS					4	
15		WP0560860SE		WASHER 5.6X12X0.8	FOR LK-1930SS,HS					2	
16		14203509		LINK B FULCRUM SHAFT						1	
17		14203509		LINK B FULCRUM SHAFT	FOR LK-1930SS,HS					1	
18		SS8150822TP		SCREW 15/64-28 L=8						2	
19		SS8150822TP		SCREW 15/64-28 L=8	FOR LK-1930SS,HS					2	
20		SS4151215SP		SCREW15/64-28L=12	FOR LK-1930SS,HS					4	
21		14204200		STOPPER RUBBER	FOR LK-1930SS,HS					1	
22		14203400		LINK E	FOR LK-1930SS,HS					1	
23		14204309		LINK FULCRUM SHAFT	FOR LK-1930SS,HS					1	
24		14203608		PRESSER PLATE	FOR LK-1930SS,HS					1	
25		14203806		PRESSERPLATE(AIR)	FOR LK-1930SA,HA					1	
26		14204002		SHAFT	FOR LK-1930SS,HS					1	
27		B1516210D00		SCREW	FOR LK-1930SS,HS					1	
28		B1530210D00		PRESSER PLATE SHEET WASHER	FOR LK-1930SS,HS					2	
29		B1702155000		BUSHING, REAR						1	
30		14204101		SHAFT GUIDE	FOR LK-1930SS,HS					1	
31		GNP01330000		CONTROL PIN	FOR LK-1930SS,HS					1	
32		B1208019000		WASHER	FOR LK-1930SS,HS					1	
33		22917058		THRUST COLLAR ASM., FRONT	FOR LK-1930SS,HS					1	
34		B1220771000		THRUST WASHER A	FOR LK-1930SS,HS					1	
35		SS9111010SP		SCREW 11/64-40 L=9.5	FOR LK-1930SA,HA					4	
36		SS7110840SP		SCREW 11/64-40 L=7.8	FOR LK-1930SS,HS					2	
37		RC0150001KP		RETAINING RING 13.8	FOR LK-1930SS,HS					1	
38		TA1550902R0		PLUG	FOR LK-1930SA,HA					1	
39	R	SS8110510SP	SS8110520TP	SCREW 11/64-40 L=5	FOR LK-1930SS,HS					1	1.00
40		SS8150822TP		SCREW 15/64-28 L=8	FOR LK-1930SS,HS					1	
41		SL4041291SC		SCREW M4 L=12	FOR LK-1930SA,HA					2	
42		14204911		FITTING BASE	FOR LK-1930SA,HA					1	
43		SS4151215SP		SCREW15/64-28L=12	FOR LK-1930SA,HA					2	
44		12210803		SPRING	FOR LK-1930SS,HS					1	
45		PV150209000		5 PORT SOLENOID VALVE	FOR LK-1930SA,HA					2	
46		PV915005000		SOLENOID VALVE I-NSTALLING BASE	FOR LK-1930SA,HA					1	

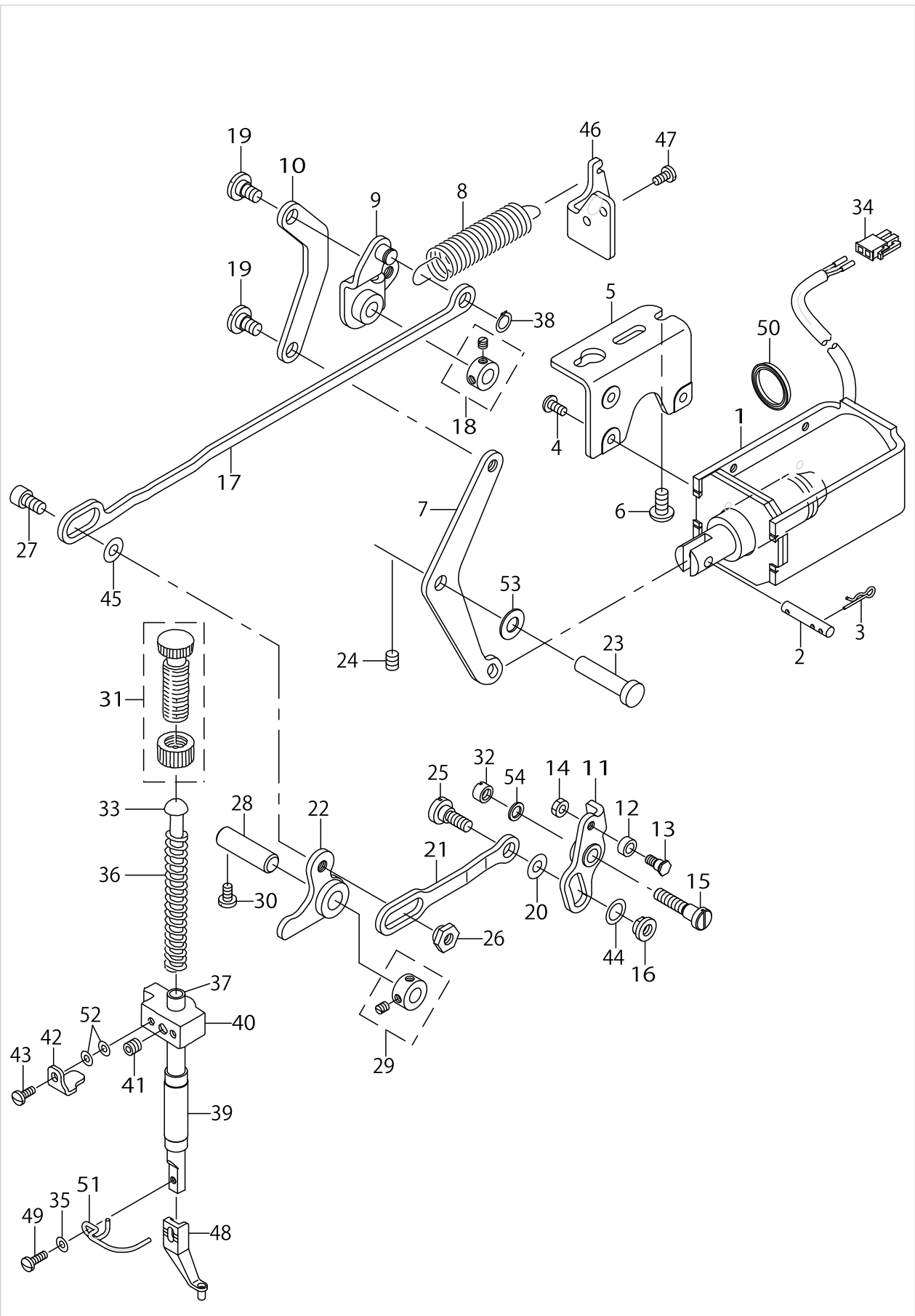
PRESSER LIFTER & MANUAL PEDAL COMPONENTS



PRESSER LIFTER & MANUAL PEDAL COMPONENTS

No.	Supply Code	Parts No.	Replacement	Parts name	Remarks	Choice	Step	Level	Cons	Qty	Rep. QTY
47		PJ304060001		ELBOW	FOR LK-1930SA,HA					1	
48		PX050003000		SILENCER	FOR LK-1930SA,HA					1	
49		22924005		PUMP BODY STRUT	FOR LK-1930SS,HS					1	
50		14205009		MANUAL PEDAL LINK A	FOR LK-1930SS,HS					1	
51		SM6060802TP		SCREW M6 L=8	FOR LK-1930SS,HS					1	
52		14205108		MANUAL PEDAL LINK B	FOR LK-1930SS,HS					1	
53		NM6050001SP		NUT M5	FOR LK-1930SS,HS					1	
54		14205207		MANUAL PEDAL RETURN SPRING	FOR LK-1930SS,HS					1	
55		WP0641601SC		WASHER	FOR LK-1930SS,HS					1	
56		B1701210D00		LOWERING LEVER SHAFT	FOR LK-1930SS,HS					1	
57		SD0800331TH		HINGE SCREW D=8 H=3.25	FOR LK-1930SS,HS					1	
58		14203707		PRESSER PLATE SHEET	FOR LK-1930SS,HS					1	
59		SS7110340SP		SCREW 11/64-40 L=3.2	FOR LK-1930SS,HS					4	
60		14203905		PRESSER PLATE SHEET	FOR LK-1930SA,HA					1	
61		SS7090410SP		SCREW 9/64-40 L=3.5	FOR LK-1930SA,HA					6	

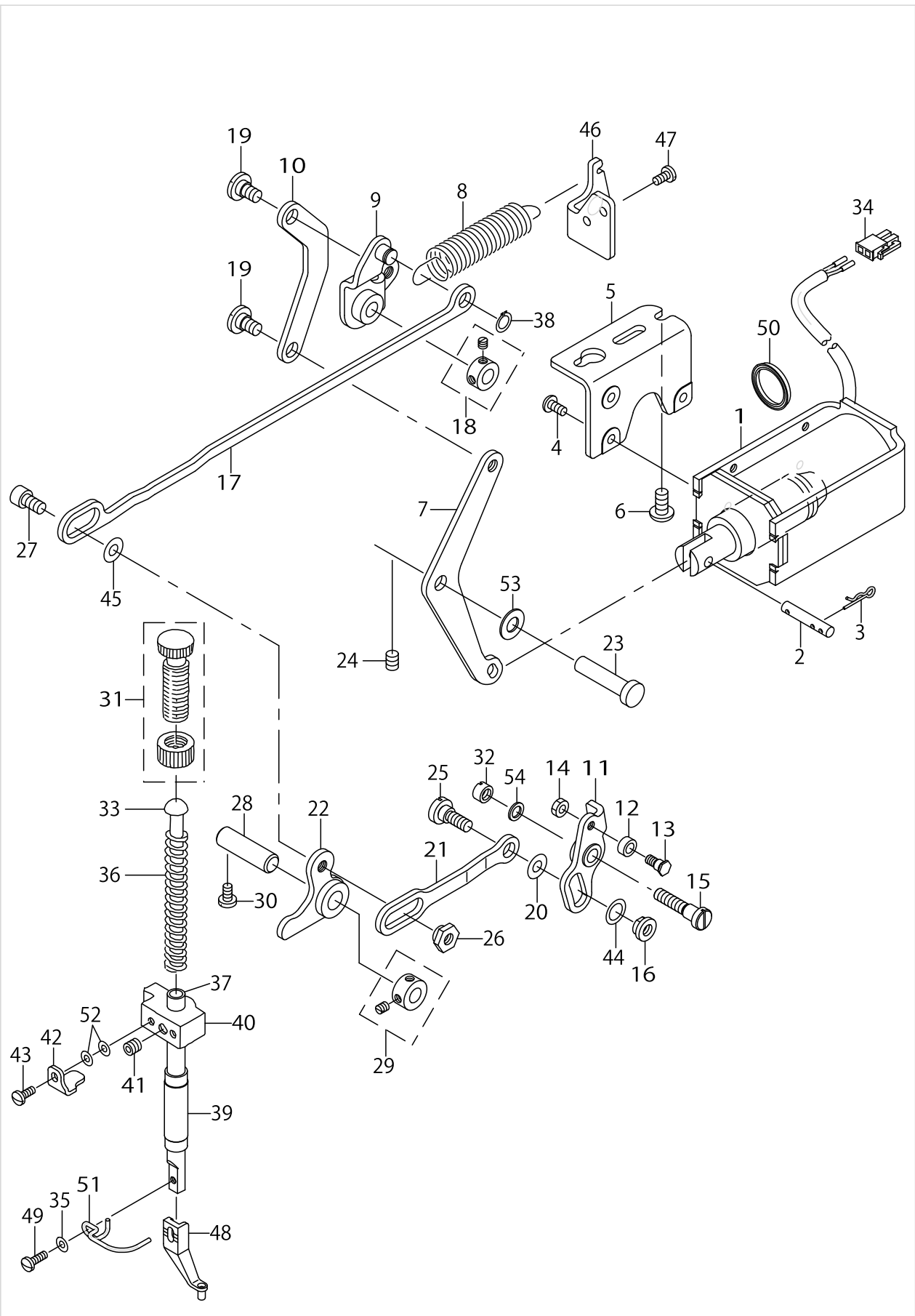
PRESSER MECHANISM COMPONENTS



PRESSER MECHANISM COMPONENTS

No.	Supply Code	Parts No.	Replacement	Parts name	Remarks	Choice	Step	Level	Cons	Qty	Rep. QTY
1		14209001		SOLENOID						1	
2		B1513210D00		MAGNET PIN						1	
3		B1515210D00		PIN						2	
4		SS4110815SP		SCREW 11/64-40 L=8						3	
5		14207807		SOLENOID INSTALLING PLATE						1	
6		SS4151215SP		SCREW15/64-28L=12						2	
7		14207609		LINK C						1	
8		14208201		SPRING						1	
9		14207252		LINK A COMPL.						1	
10		14207500		LINK B						1	
11		14206650		DRIVE ARM COMPL.						1	
12		D2587L8WB00		ROLLER						1	
13		14209308		INNER PRESSER ROLLER SHAFT						1	
14		NS6110420SP		NUT 11/64-40						1	
15		40031323		HINGE SCREW						1	
16		B1633210D00		ADJUSTING NUT						1	
17		40025746		LINK						1	
18		22917058		THRUST COLLAR ASM., FRONT						1	
19		SD0800341SP		HINGE SCREW D=8 H=3.4						2	
20		WP0612066SP		WASHER 6.1X11X2						1	
21		14206908		ROD						1	
22		14207054		LINK COMPL.						1	
23		14204309		LINK FULCRUM SHAFT						1	
24		SS8150822TP		SCREW 15/64-28 L=8						1	
25		SD0800431SP		HINGE SCREW D=8 H=4.3						1	
26		26227702		NUT						1	
27		SS6151142TP		SCREW 15/64-28 L=10.5						1	
28		PH1000332SH		PIN 10X33						1	
29		CS100081CSP		THRUST COLLAR ASM.						1	
30		SS7110810SP		SCREW 11/64-40 L=8.0						1	
31		22907554		PRESSER SPRING REGULATOR ASM.						1	
32		40031324		NUT						1	
33		40023631		PRESSER GUIDE BAR						1	
34		HK034610020		2-POLE NYLON PLUG						1	
35		WP0371016SD		WASHER 3.7X8X1						1	
36		14208300		SPRING						1	
37		26502906		INNER PRESSER ROD						1	
38		RC0740811KP		C-RING						1	
39		40014007		PRESSER BAR BUSHING LOWER						1	
40	R	11006004	22907208	PRESSER BAR GUIDE BRACKET						1	1.00
41		SS8660612TP		SCREW 1/4-40 L=6						1	
42		14208508		GUIDE BRACKET SUPPORT PLATE						1	
43		SS7091110TP		SCREW 9/64-40 L=10.5						1	
44		WP0951016SP		WASHER 9.53X15X1						1	
45		WP0600816SP		WASHER						1	
46		40022462		RETURN SPRING HOOK						1	

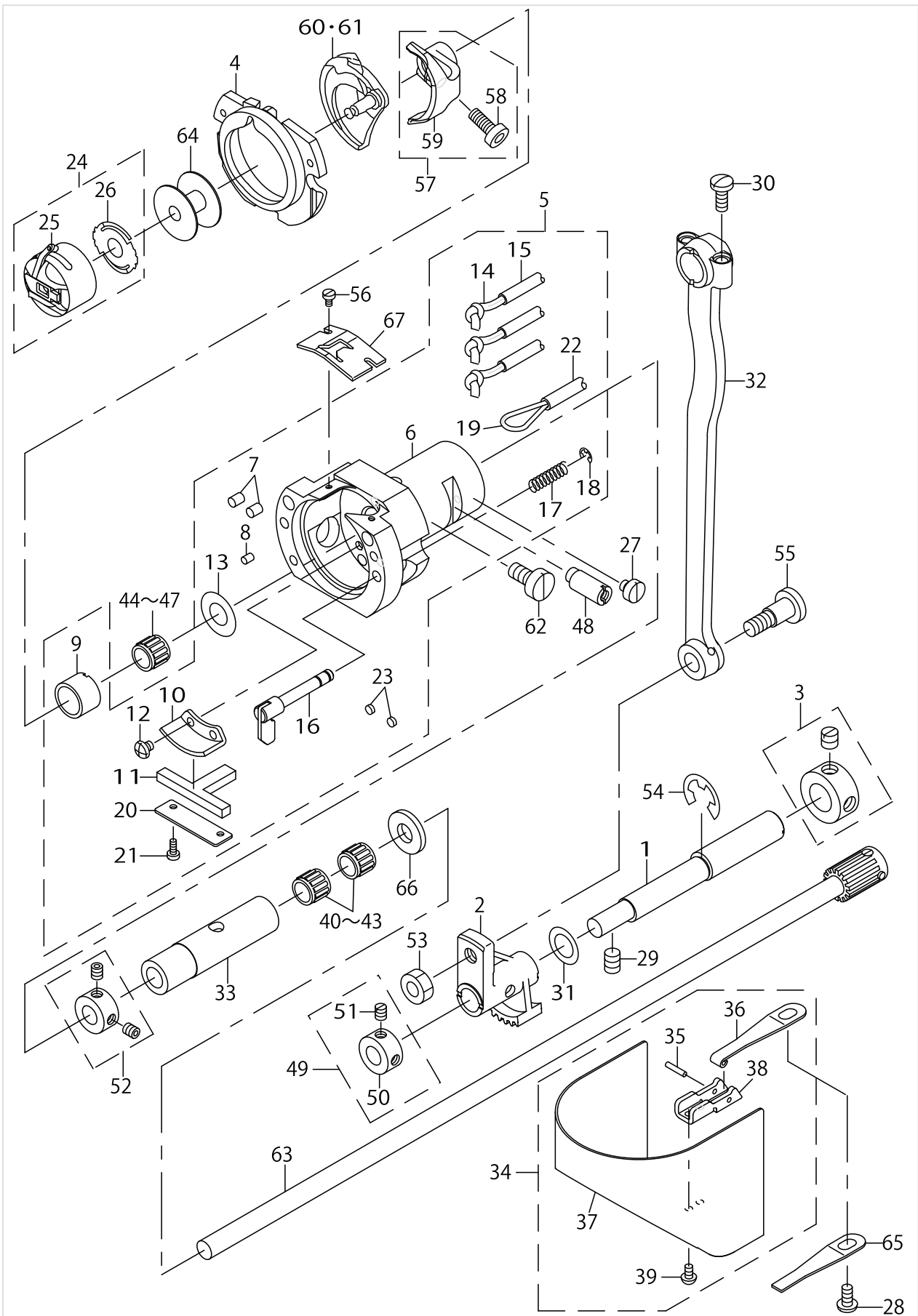
PRESSER MECHANISM COMPONENTS



PRESSER MECHANISM COMPONENTS

No.	Supply Code	Parts No.	Replacement	Parts name	Remarks	Choice	Step	Level	Cons	Qty	Rep. QTY
47		SS7110840SP		SCREW 11/64-40 L=7.8						2	
48		40023632		INTERMEDIATE PRESSER A						1	
49		SS7091110TP		SCREW 9/64-40 L=10.5						1	
50		B1652210D00		GASKET						1	
51		B1634210D00		FINGER GUARD						1	
52		WP0371016SD		WASHER 3.7X8X1						2	
53		B1223771000		NEEDLE ROD CRANK WASHER						1	
54		WP0621026SP		WASHER 6.2X9.5X1						1	

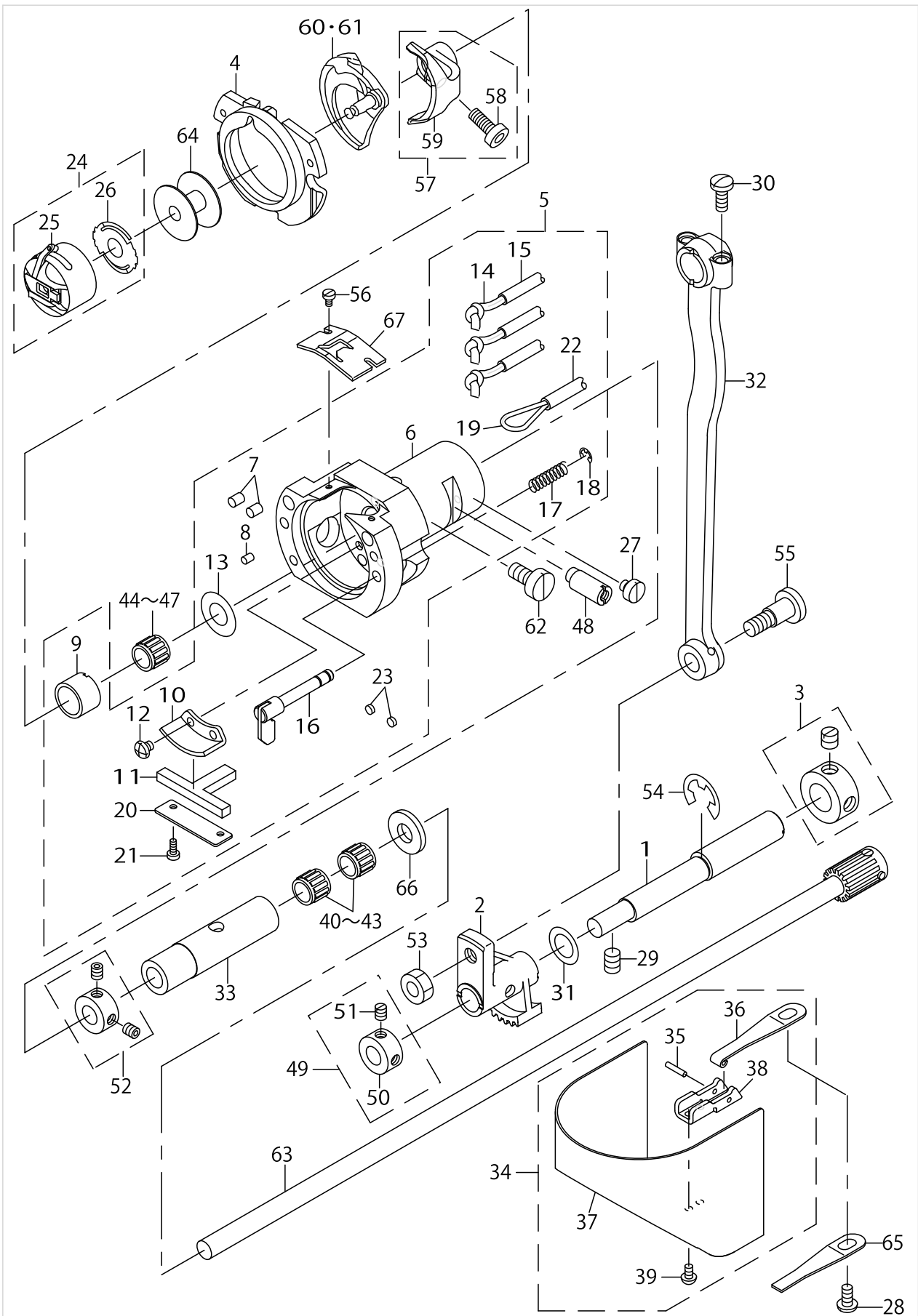
SHUTTLE DRIVER SHAFT COMPONENTS



SHUTTLE DRIVER SHAFT COMPONENTS

No.	Supply Code	Parts No.	Replacement	Parts name	Remarks	Choice	Step	Level	Cons	Qty	Rep. QTY
1		B1836210D00		OSCILLATING ECCENTRIC SHAFT						1	
2		14106702		OSCILLATOR						1	
3		CS1201010SH		THRUST COLLAR ASM. D=12 W=10						1	
4		14103352		INNER HOOK PRESSER ASM., B						1	
5		14103758		SHUTTLE ASM.						1	
6		14103006		SHUTTLE				*		1	
7		B1820210D00		SHUTTLE OIL FELT,A				*		2	
8		B1821210D00		SHUTTLE OIL FELT,B				*		1	
9		14106405		SHUTTLE NEEDLE OUTER RING				*		1	
10	R	B3505280000	26231100	SHUTTLE LUBRICATING PLATE				*		1	1.00
11		14103907		SHUTTLE ONCE TH- ROUGH OIL FELT				*		1	
12		SS4090415SP		SCREW 9/64-40 L=4				*		2	
13		WP0952616SD		WASHER 9.5X14.8X2.6				*		1	
14		CQ202000000		OIL WICK				*		1.06	
15		23630007		TUBE				*		1.59	
16		26501858		INNER-HOOK-PRESSER ASM.				*		0.99	
17		B1822215P00		INNER HOOK PRESSER SPRING				*		2	
18		RE0300000K0		E-RING 3				*		2	
19		CQ200000000		OIL WICK				*		0.43	
20		14104004		ONCE THROUGH OIL FELT PRESSER				*		1	
21		SS6060410TP		SCREW 3/32-56 L=3.5				*		2	
22		BT0500300EA		OIL TUBE				*		0.19	
23		13529607		SHUTTLE PACKING				*		2	
24		B1828210DAA		BOBBIN CASE ASM.						1	
25		B1828210D0A		BOBBIN CASE				*		1	
26		B1808210D00		SPRING				*		1	
27		SS6110480SP		SCREW 11/64-40 L=4.3						1	
28		SS7110840SP		SCREW 11/64-40 L=7.8						1	
29		SS8150822TP		SCREW 15/64-28 L=8						2	
30		SS7111110TP		SCREW 11/64-40 L=10.5						2	
31		10523504		WASHER						1	
32	R	B1802210D00	B1802210DA0	CRANK ROD						1	1.00
33		14106306		LOWER SHAFT REAR METAL						1	
34		40142674		CYLINDER_ARM_CAP_ASM.						1	
35		13508700		HOOK COVER PRE- SSER SPRING PIN				*		1	
36		26221101		HOOK COVER PRESSER SPRING A				*		1	
37		40142675		CYLINDER ARM CAP				*		1	
38	R	40142677	40142674	CYLINDER ARM CAP PLATE		A		*		1	1.00
38	R	40142677	40146832	CYLINDER ARM CAP PLATE		B	LK1903B-- BS-301專- 用/Only L- K1903B-BS-301	*		1	1.00
39		SM3030552TN		SCREW M3 L=5				*		2	
40		SB30800100A		BEARING	SELECTIVE PART					2	
41		SB30800100B		BEARING	SELECTIVE PART					2	
42		SB30800100C		BEARING	SELECTIVE PART					2	
43		SB30800100D		BEARING	SELECTIVE PART					2	

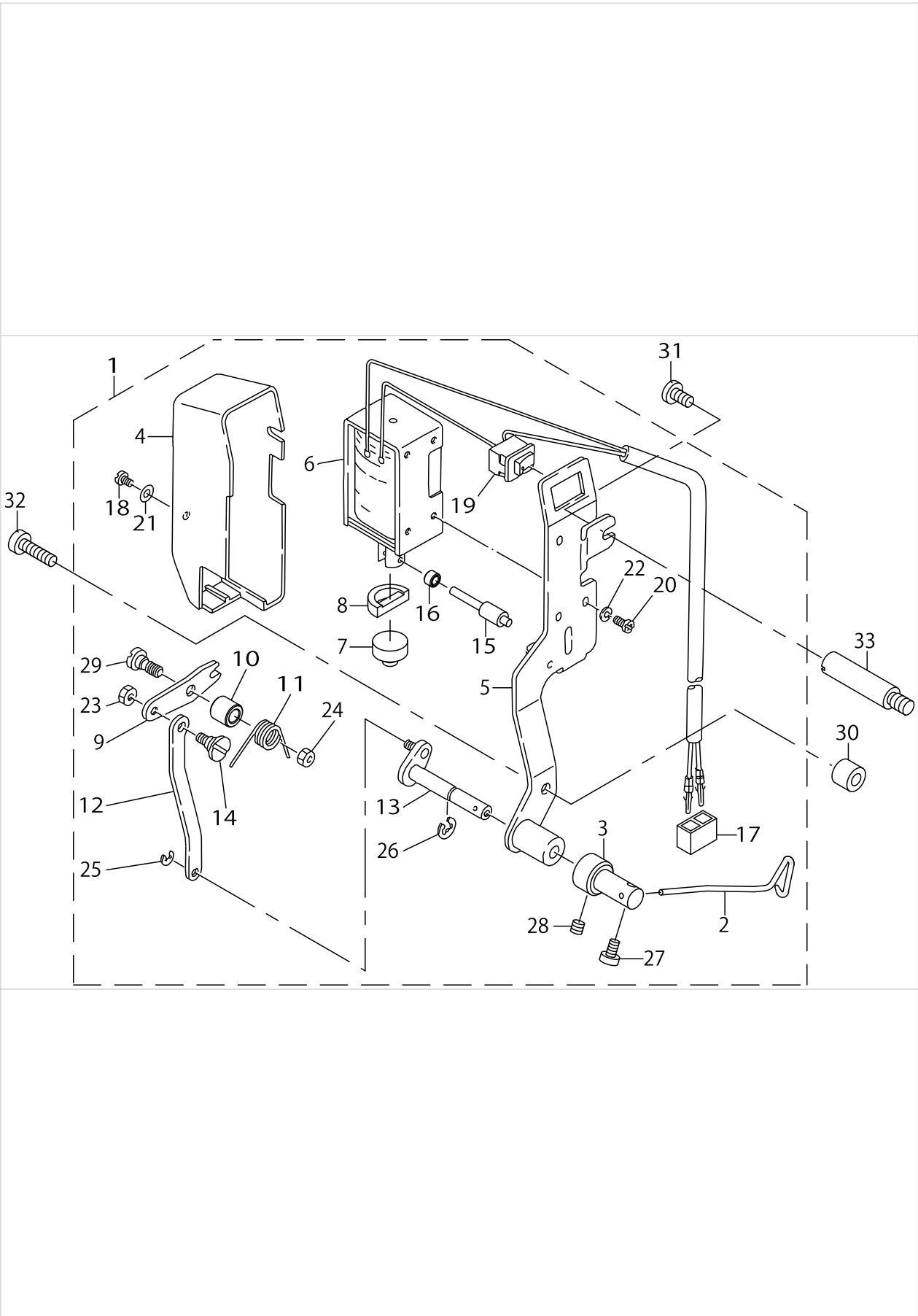
SHUTTLE DRIVER SHAFT COMPONENTS



SHUTTLE DRIVER SHAFT COMPONENTS

No.	Supply Code	Parts No.	Replacement	Parts name	Remarks	Choice	Step	Level	Cons	Qty	Rep. QTY
44		SB30800100A		BEARING	SELECTIVE PART					1	
45		SB30800100B		BEARING	SELECTIVE PART					1	
46		SB30800100C		BEARING	SELECTIVE PART					1	
47		SB30800100D		BEARING	SELECTIVE PART					1	
48		26222208		SHUTTLE RACE AD- JUSTING SHAFT						1	
49		CS100081CSP		THRUST COLLAR ASM.						1	
50		CS1000811SP		THRUST COLLAR				*		1	
51		SS8110520TP		SCREW 11/64-40 L=4.5				*		2	
52		CS080081CSH		THRUST COLLAR ASM. D=8.0 W=8						1	
53		NS6660430SP		NUT 1/4-40						1	
54		RE0900000K0		E-RING 9						1	
55		SD0801021TP		HINGE SCREW D=8 H=10.2						1	
56		SS6060410TP		SCREW 3/32-56 L=3.5						2	
57		40060888		SHUTTLE_DRIVER_ASM						1	
58		SS6121212TP		SCREW 3/16-28 L=12.0				*		1	
59		B1812210D00		SHUTTLE DRIVER				*		1	
60		B1818210D0A		SHUTTLE	FOR LK-1930SS,SA					1	
61		B1818210D0B		SHUTTLE,H	FOR LK-1930HS,HA					1	
62		SS6151220SP		SCREW 15/64-28 L=11.5						1	
63		14106256		LOWER SHAFT GEAR ASM.						1	
64		B1806210D00		BOBBIN						1	
65		26221200		HOOK COVER PRESSER SPRING B						1	
66		B1808980000		LOWER SHAFT THRUST WASHER						1	
67		26222109		SHUTTLE UPPER SPRING						1	

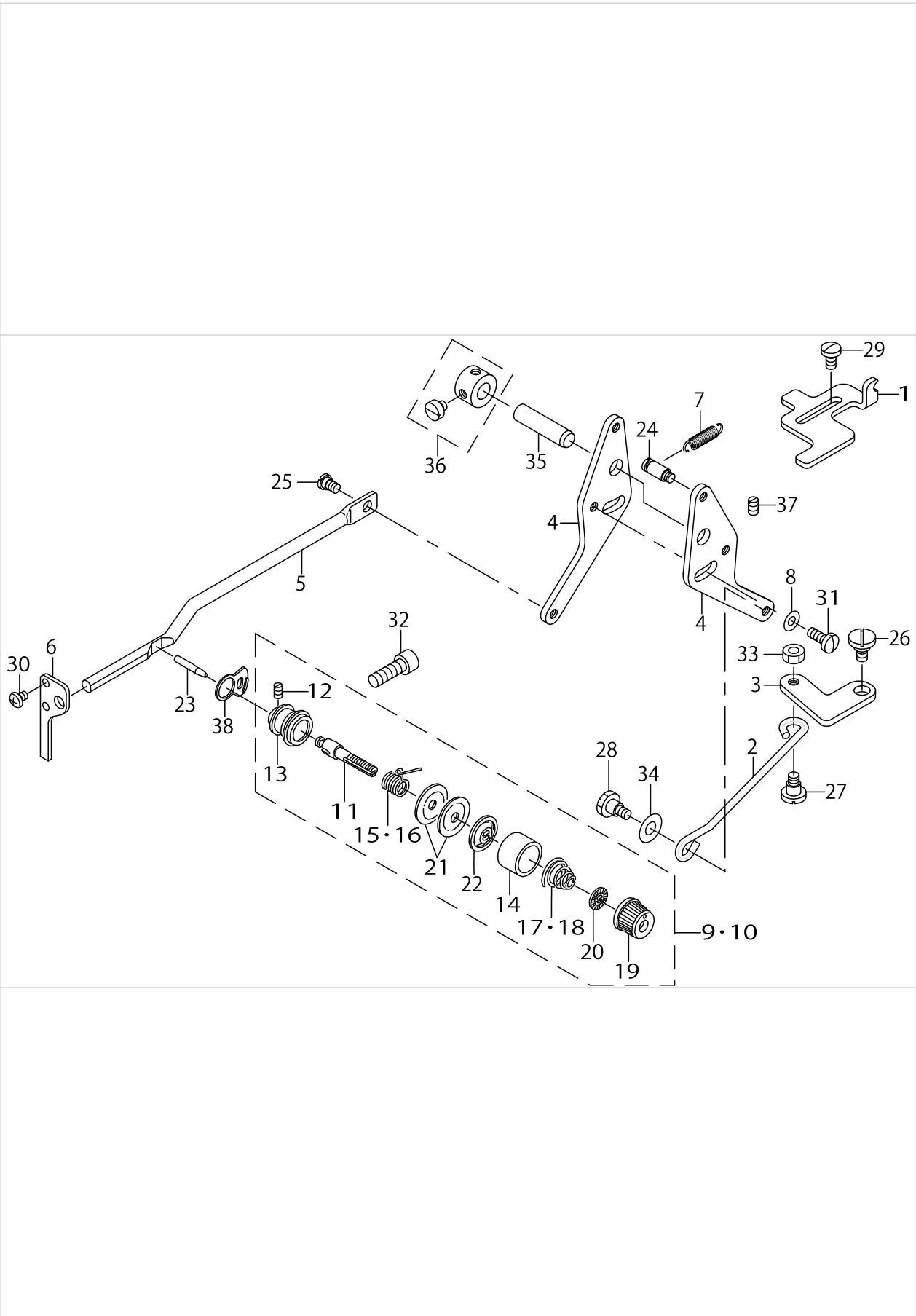
WIPER MECHANISM COMPONENTS



WIPER MECHANISM COMPONENTS

No.	Supply Code	Parts No.	Replacement	Parts name	Remarks	Choice	Step	Level	Cons	Qty	Rep. QTY
1		14211551		WIPER ASM.						1	
2		B2107210D0A		P WIPER				*		1	
3		14211502		WIPER SHAFT CAP				*		1	
4		22955504		WIPER COVER				*		1	
5		40034676		WIPER BASE ASM				*		1	
6		40097998		WIPER SOLENOID ASM.				*		1	
7		22955900		WIPER RUBBER A				*		1	
8		22956007		WIPER RUBBER B				*		1	
9		22956106		WIPER LINK A				*		1	
10		22956205		WIPER HINGE SCREW COLLAR				*		1	
11		B2130210D00		WIPER SPRING				*		1	
12		22956403		WIPER LINK B				*		1	
13	R	11111051	40041419	WIPER DRIVING SHAFT ASM.				*		1	1.00
14		22956908		WIPER LINK B HINGE SCREW				*		1	
15		22957104		WIPER SOLENOID SHAFT				*		1	
16		22957203		WIPER LINK COLLAR				*		1	
17		HK03461002B		HOUSING				*		1	
18		SM4030601SN		SCREW M3X6				*		1	
19		HA00600000A		SWITCH				*		1	
20		SM4030601SN		SCREW M3X6				*		3	
21		WP0320501SC		WASHER M3				*		1	
22		WS0310002KR		SPRING WASHER 3.1X5.9X0.7				*		3	
23		NS6090310SP		NUT 9/64-40				*		1	
24		NS6110310SP		NUT 11/64-40				*		1	
25		RE0250000K0		E-RING 2.5				*		1	
26		RE0500000K0		E-RING				*		1	
27		SS6090620TP		SCREW				*		1	
28		SS8110422TP		SCREW 11/64-40 L=4				*		1	
29		SD0650321TP		HINGE SCREW D=6.5 H=3.2				*		1	
30		11315108		COLLAR						1	
31		SS7110840SP		SCREW 11/64-40 L=7.8						1	
32		SS6111610SP		SCREW 11/64-40 L=16						1	
33		22924005		PUMP BODY STRUT						1	

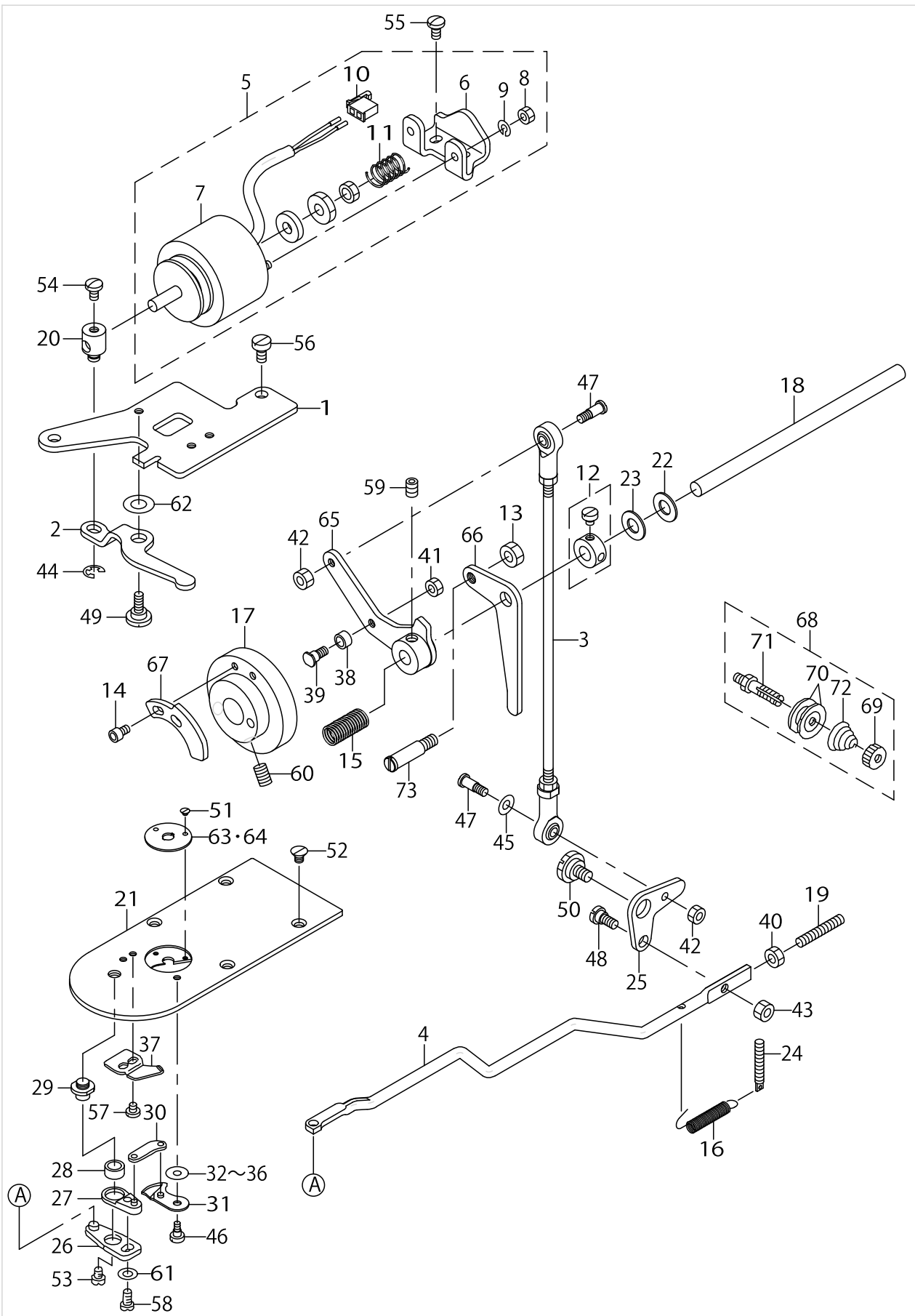
TENSION RELEASE & THREAD TENSION COMPONENTS



TENSION RELEASE & THREAD TENSION COMPONENTS

No.	Supply Code	Parts No.	Replacement	Parts name	Remarks	Choice	Step	Level	Cons	Qty	Rep. QTY
1		14107502		STOPPER						1	
2		14107700		CONNECTING BAR						1	
3		B2304210D00		TENSION RELEASE LINK						1	
4		26500900		TENSION RELEASE ADJUSTING ARM						2	
5		26501304		TENSION RELEASE BAR						1	
6		26218404		THREAD TENSION ARM						1	
7		B2545280000		PRESSURE SPRING						1	
8		WP0482086SD		WASHER 4.8X11.5X2						1	
9		B23022800A0		SECOND THREAD TENSION ASM.	FOR LK-1930SS,SA					1	
10		B23022050A0		TENSION CONTROLLER NO.2 ASM.	FOR LK-1930HS,HA					1	
11		B2302280000		SECOND THREAD TENSION ROD				*		1	
12		SS8090610SP		SCREW 9/64-40 L=5.9				*		1	
13		B2313280000		THREAD TENSION ROD, LARGE				*		1	
14		B3107804000		THREAD TENSION DISK PRESSER				*		1	
15		B3112761000		THREAD TAKE-UP SPRING				*		1	
16		D3112L4BB00		TAKE-UP SPRING (HEAVY)				*		1	
17		B3114232000		THREAD TENSION SPRING				*		1	
18		B3129053000		TENSION SPRING				*		1	
19	R	B3119771000	13817408	THREAD TENSION NUT				*		1	1.00
20		B3120125000		ROTATING STOPPER				*		1	
21	R	B3126012000	22921506	THREAD TENSION DISK				*		2	1.00
22		B3132552000		THREAD TENSION DISK PRESSER				*		1	
23		B2303280000		TENSION RELEASE PIN						1	
24		26229302		SUSPENSION SCREW						1	
25		SD0530221SP		HINGE SCREW D=5.3 H=2.2						1	
26		SD0720321TP		HINGE SCREW						1	
27		SD0640391TP		HINGE SCREW D=6.35 H=3.9						1	
28		SD0640482SP		HINGE SCREW D=6.35 H=4.8						1	
29		SS6110810TP		SCREW 11/64-40 L=8						2	
30		SS4090515SP		SCREW 9/64-40 L=5						2	
31		SS7111120TP		SCREW						1	
32		SS6151812TP		SCREW15/64-28L=18						1	
33		NS6120310SP		NUT 3/16-28						1	
34		WP0651056SD		WASHER 6.5X11X1						1	
35		40009290		HINGE STUD						1	
36		22917157		THRUST COLLAR ASM., REAR						1	
37	R	SS8110510SP	SS8110520TP	SCREW 11/64-40 L=5						1	1.00
38		B2702210000		GUIDE PLATE						1	

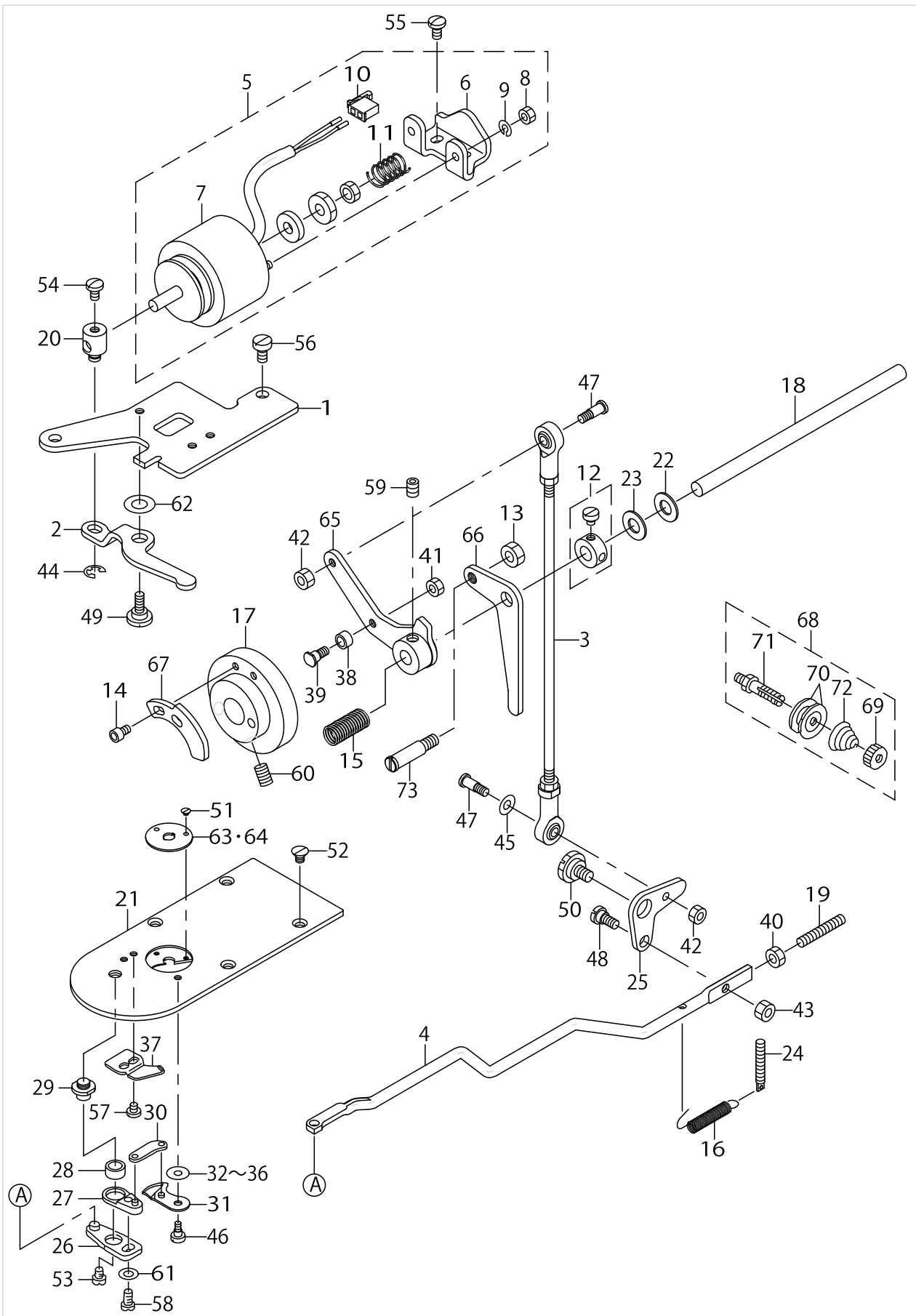
TENSION RELEASE & THREAD TRIMMER MECHANISM COMPONENTS



TENSION RELEASE & THREAD TRIMMER MECHANISM COMPONENTS

No.	Supply Code	Parts No.	Replacement	Parts name	Remarks	Choice	Step	Level	Cons	Qty	Rep. QTY
1		26501205		CAM FOLLOWER STOPPER						1	
2		14108500		SOLENOID ARM						1	
3		14108609		CONNECTING ROD						1	
4		26501908		CONNECTING BAR						1	
5		40104895		THREAD TRIMMER SOLENOID ASM.						1	
6		14108807		SOLENOID INSTALLING BASE				*		1	
7		40104889		THREAD TRIMMER SOLENOID				*		1	
8		NM6040001SE		NUT M4				*		2	
9		WS0410002KR		SPRING WASHER, M4				*		2	
10		HK034610020		2-POLE NYLON PLUG				*		1	
11		13216601		PUSH BUTTON SPRING				*		1	
12		CS080081BSH		THRUST COLLAR ASM. D=8.0 W=8						1	
13		NS6150310SP		NUT 15/64-28						1	
14		SM6040602TP		SCREW M4 L=6						2	
15		B2617771000		TRIPPING LEVER T-ENSION SPRING						1	
16		14109300		THREAD TRIM LINK SPRING						1	
17		B2401210D00		THREAD TRIMMER CAM						1	
18		B2408210D00		THREAD TRIMMER SHAFT						1	
19		SM8053002TP		SCREW M5 L=30						1	
20		22951008		SOLENOID PIN						1	
21		14213003		NEEDLE PLATE						1	
22		B1223771000		NEEDLE ROD CRANK WASHER						1	
23		B1116804000		CLOTH PLATE WASHER						1	
24		26226506		SPRING HOOK						1	
25		B2411210000		THREAD TRIMMER LINK						1	
26		B24142800A0		THREAD CUTTER L-EVER ASM., LARGE						1	
27		B24152800A0		THREAD CUTTER L-EVER ASM., SMALL						1	
28		B2416280000		THREAD CUTTING LEVER RING						1	
29		B2417280000		THREAD CUTTER LEVER SHAFT						1	
30		B2418280000		MOVING KNIFE LINK						1	
31		B24212800A0		MOVING KNIFE ASM.						1	
32		B242328000A		MOVING KNIFE WASHER A	SELECTIVE PART					1	
33		B242328000B		MOVING KNIFE WASHER B	SELECTIVE PART					1	
34		B242328000C		MOVING KNIFE WASHER C	SELECTIVE PART					1	
35		B242328000D		MOVING KNIFE WASHER D	SELECTIVE PART					1	
36		B242328000E		MOVING KNIFE WASHER E	SELECTIVE PART					1	
37		B2424280000		FIXING KNIFE						1	
38		D2587L8WB00		ROLLER						1	
39		D2588L8WB00		ROLLER SHAFT						1	
40		NM6050001SP		NUT M5						1	
41		NS6110420SP		NUT 11/64-40						1	
42		NS6110420SP		NUT 11/64-40						2	
43		NS6120310SP		NUT 3/16-28						1	
44		RE0500000K0		E-RING						1	
45		WP0501016SD		WASHER 5X10.5X1						1	

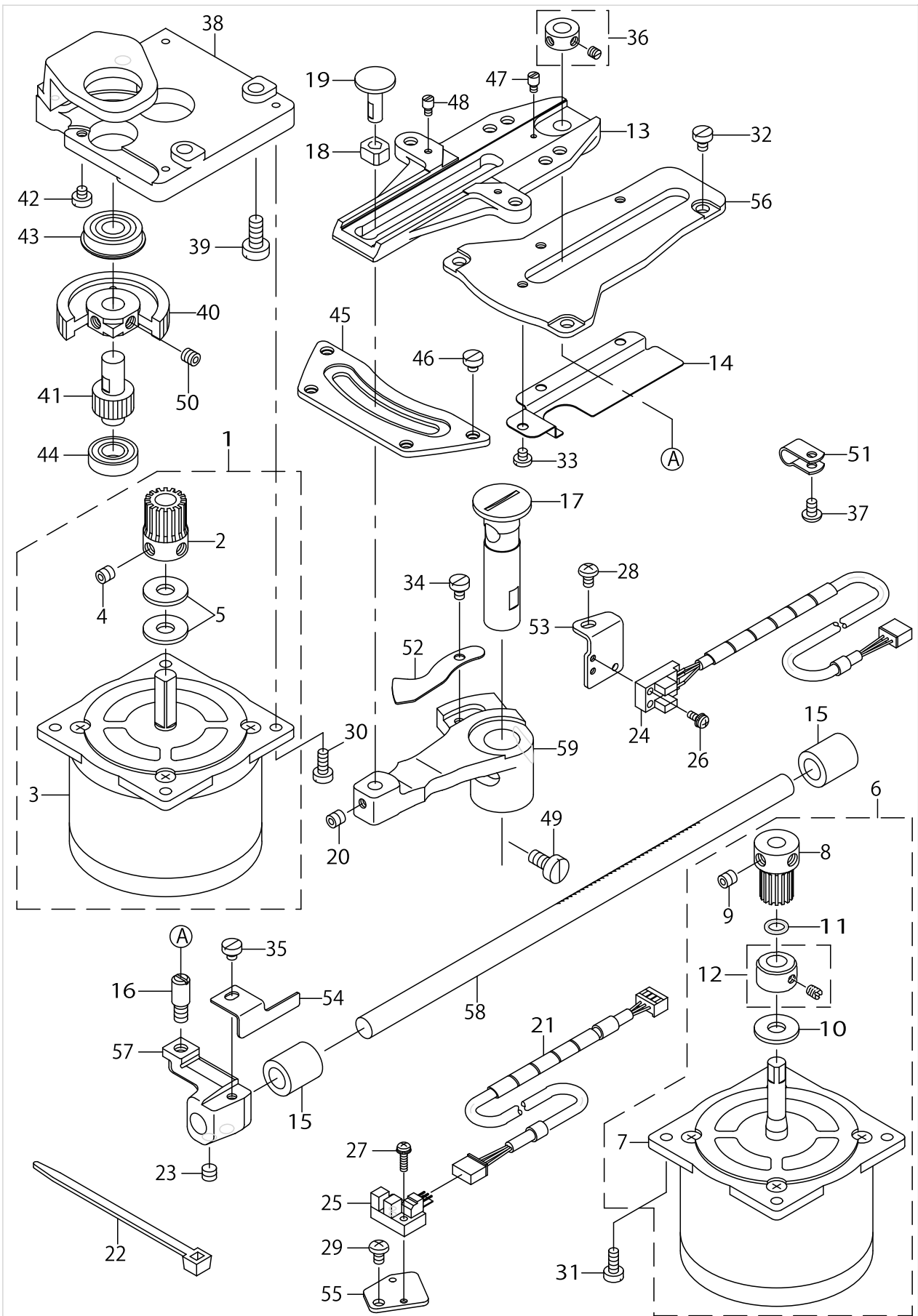
TENSION RELEASE & THREAD TRIMMER MECHANISM COMPONENTS



TENSION RELEASE & THREAD TRIMMER MECHANISM COMPONENTS

No.	Supply Code	Parts No.	Replacement	Parts name	Remarks	Choice	Step	Level	Cons	Qty	Rep. QTY
46		SD0500091TP		HINGE SCREW D=5.0 H=0.9						1	
47		SD0500803TP		HINGESCREWD=5H=8						2	
48		SD0650305TP		HINGE SCREW D=6.5 H=3						1	
49		SD0790311TP		HINGE SCREW D=7.94 H=3.1						1	
50		SD1100301TP		HINGE SCREW H=11 W=3						1	
51		SS1060210TP		SCREW 3/32-56 L=2.2						2	
52		SS1110640TP		SCREW 11/64-40 L=5.5						4	
53		SS6110430TP		SCREW 11/64-40 L=4.0						1	
54		SS7110740TP		SCREW 11/64-40 L=7						1	
55		SS7110840SP		SCREW 11/64-40 L=7.8						2	
56	R	SS6120930SP	SS6120930TP	SCREW 3/16-28 L=9						2	1.00
57		SS7090410SP		SCREW 9/64-40 L=3.5						2	
58		SS7110740TP		SCREW 11/64-40 L=7						1	
59		SS8150822TP		SCREW 15/64-28 L=8						1	
60		SS8661012TP		SCREW						2	
61		WP0450846SP		WASHER						1	
62		WP0553216SD		WASHER						1	
63		D2426284M00		NEEDLE HOLE GUIDE	FOR LK-1930SS,SA					1	
64		14109607		NEEDLE HOLE GUIDE	FOR LK-1930HS,HA					1	
65		14109250		CAMFOLLOWERASM.						1	
66		14107601		THREAD RELEASE ARM						1	
67		B2312210D00		TENSION RELEASE NOTCH						1	
68		26218651		FIRST THREAD TENSION ASM.						1	
69		22928808		NUT				*		1	
70		22921506		THREAD TENSION DISK				*		2	
71		26220400		THREAD TENSION ROD				*		1	
72		26218602		FIRST THREAD TENSION SPRING				*		1	
73		26500504		TENSION RELEASE ARM PIN						1	

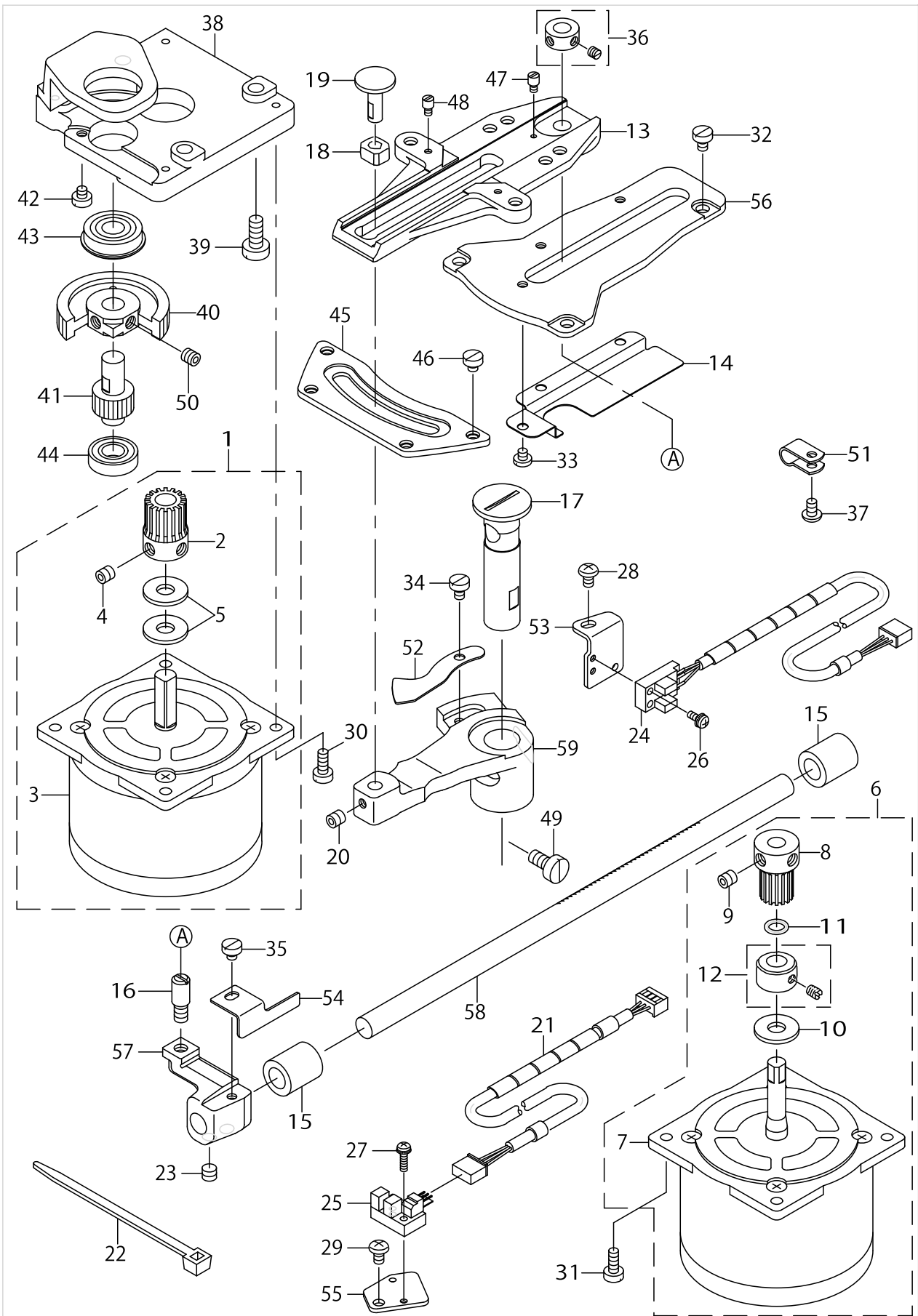
FEED MECHANISM COMPONENTS



FEED MECHANISM COMPONENTS

No.	Supply Code	Parts No.	Replacement	Parts name	Remarks	Choice	Step	Level	Cons	Qty	Rep. QTY
1	R	14216352	14112502	CROSSFEED MOTOR ASM.		A				1	2.00
1	R	14216352	SM8060612TP	CROSSFEED MOTOR ASM.		A				1	1.00
1	R	14216352	26501403	CROSSFEED MOTOR ASM.		A				1	1.00
1	R	14216352	14216303	CROSSFEED MOTOR ASM.		A				1	1.00
2		26501403		CROSSFEED GEAR				*		1	
3		14216303		CROSSFEED STEPPING MOTOR				*		1	
4		SM8060812TP		SCREW M6 L=8				*		2	
5		14112502		RUBBER WASHER				*		2	
6		14216469		LENGTHWISE FEED MOTOR ASM.						1	
7		14216410		LENGTHWISE STEPPING MOTOR				*		1	
8		26501502		LENGTHWISE FEED GEAR				*		1	
9		SM8060812TP		SCREW M6 L=8				*		2	
10		14112502		RUBBER WASHER				*		1	
11		RO069180100		RUBBER RING				*		1	
12		CS095081ASH		THRUST COLLAR ASM. D=9.53 W=8				*		1	
13		14214019		CLOTH FEED PLATE						1	
14		14215701		CLOTH FEED SUPPORT PLATE COVER						1	
15		B2509704000		BUSHING, REAR						2	
16		B1456057000		HINGE SCREW						1	
17		14214506		CROSSFEED FULCRUM SHAFT						1	
18		B1414232000		SQUARE BLOCK						1	
19		26223305		SLIDE BLOCK STUD						1	
20		SM8060612TP		SCREW M6 L=6						1	
21		14221352		Y SENSOR CABLE ASM.						1	
22		EA9500B0100		CABLE BAND						1	
23		SS8660612TP		SCREW 1/4-40 L=6						2	
24		14221451		CROSSFEED ZERO SENSOR ASM.						1	
25		HD00057000A		PHOTO SENSOR						1	
26		SL4030881SC		SCREW M3X8						2	
27		SL4031291SC		SCREW M3X12						1	
28		SS4110715SP		SCREW 11/64-40 L=7						1	
29		SS4110715SP		SCREW 11/64-40 L=7						1	
30		SS6111140SP		SCREW 11/64-40 L=11						4	
31		SS6111140SP		SCREW 11/64-40 L=11						4	
32		SS6110610TP		SCREW 11/64-40 L=6						3	
33		SS7110410SP		SCREW 11/64-40 L=4						3	
34		SS6110610TP		SCREW 11/64-40 L=6						1	
35		SS6110480SP		SCREW 11/64-40 L=4.3						1	
36		CS079073BSH		THRUST COLLAR						1	
37		SS4110715SP		SCREW 11/64-40 L=7						2	
38		14215057		MOTORBASE COMPL.						1	
39		SS6151440SP		SCREW 15/64-28 L=14						3	
40		14215404		CROSSFEED GEAR (LARGE)						1	
41		14215305		CROSSFEED GEAR (SMALL)						1	
42		SS6110480SP		SCREW 11/64-40 L=4.3						1	
43		SB110001300		BEARING						1	

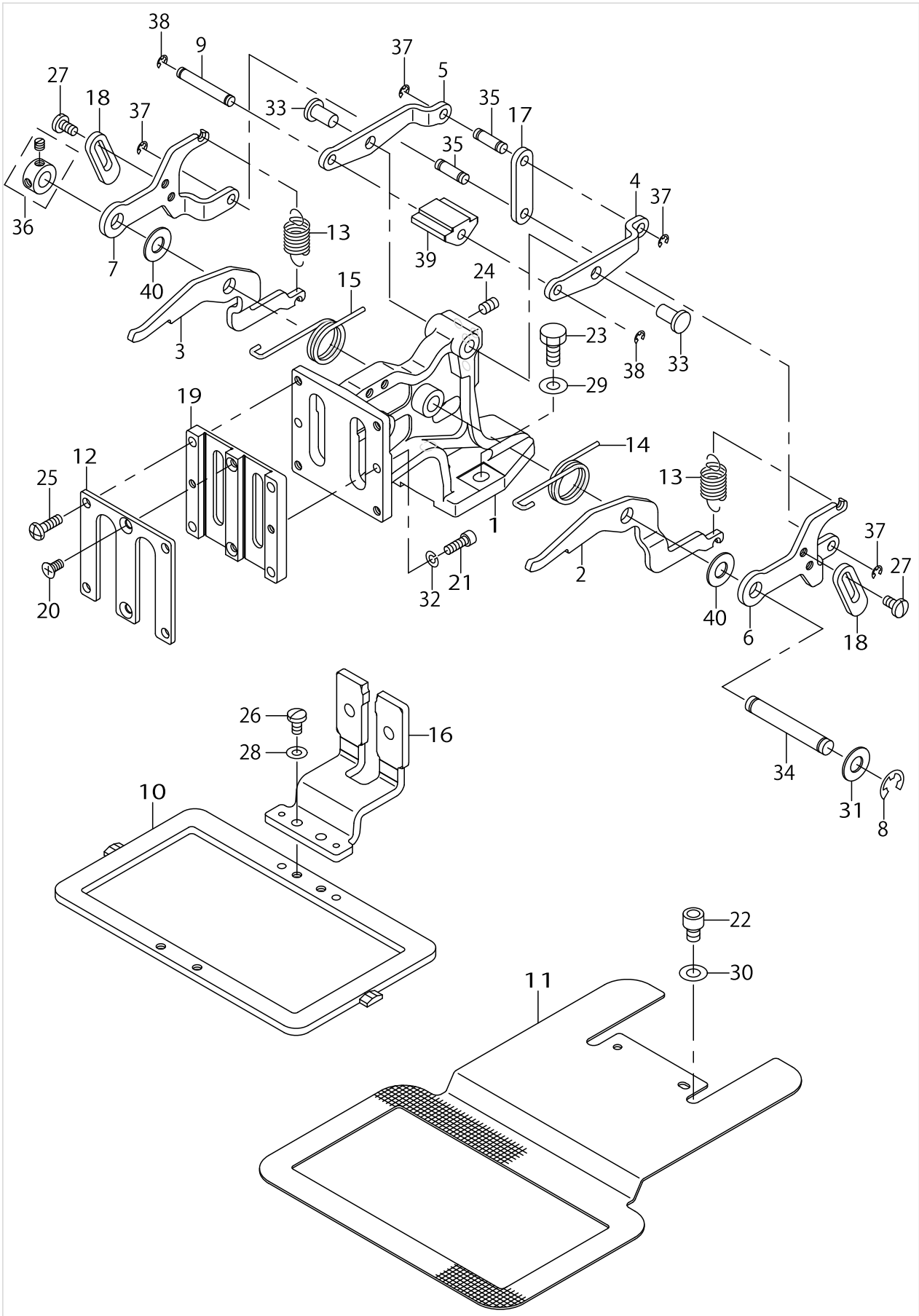
FEED MECHANISM COMPONENTS



FEED MECHANISM COMPONENTS

No.	Supply Code	Parts No.	Replacement	Parts name	Remarks	Choice	Step	Level	Cons	Qty	Rep. QTY
44		SB110000900		BEARING						1	
45		14214308		CROSSFEED SLIDE PLATE						1	
46		SS6110420TP		SCREW 11/64-40 L=4.8						4	
47		B151902600G		HINGE STUD						1	
48		B151902600G		HINGE STUD						2	
49		SS6151220SP		SCREW 15/64-28 L=11.5						1	
50		SM8060612TP		SCREW M6 L=6						2	
51		HX00150000B		CABLE CLIP						1	
52		14214712		CROSSFEED SENSOR UNIT						1	
53		14214803		CROSSFEED SENSOR FITTING BASE						1	
54		14216006		LENGTHWISE SENSOR SLIT						1	
55		40028986		SENSOR INSTALLING BASE						1	
56		14215602		CLOTH FEED SUPPORT PLATE						1	
57		14215909		LENGTHWISE FEED ARM						1	
58		14216204		LENGTHWISE FEED SHAFT						1	
59		14214605		CROSSFEED ARM						1	

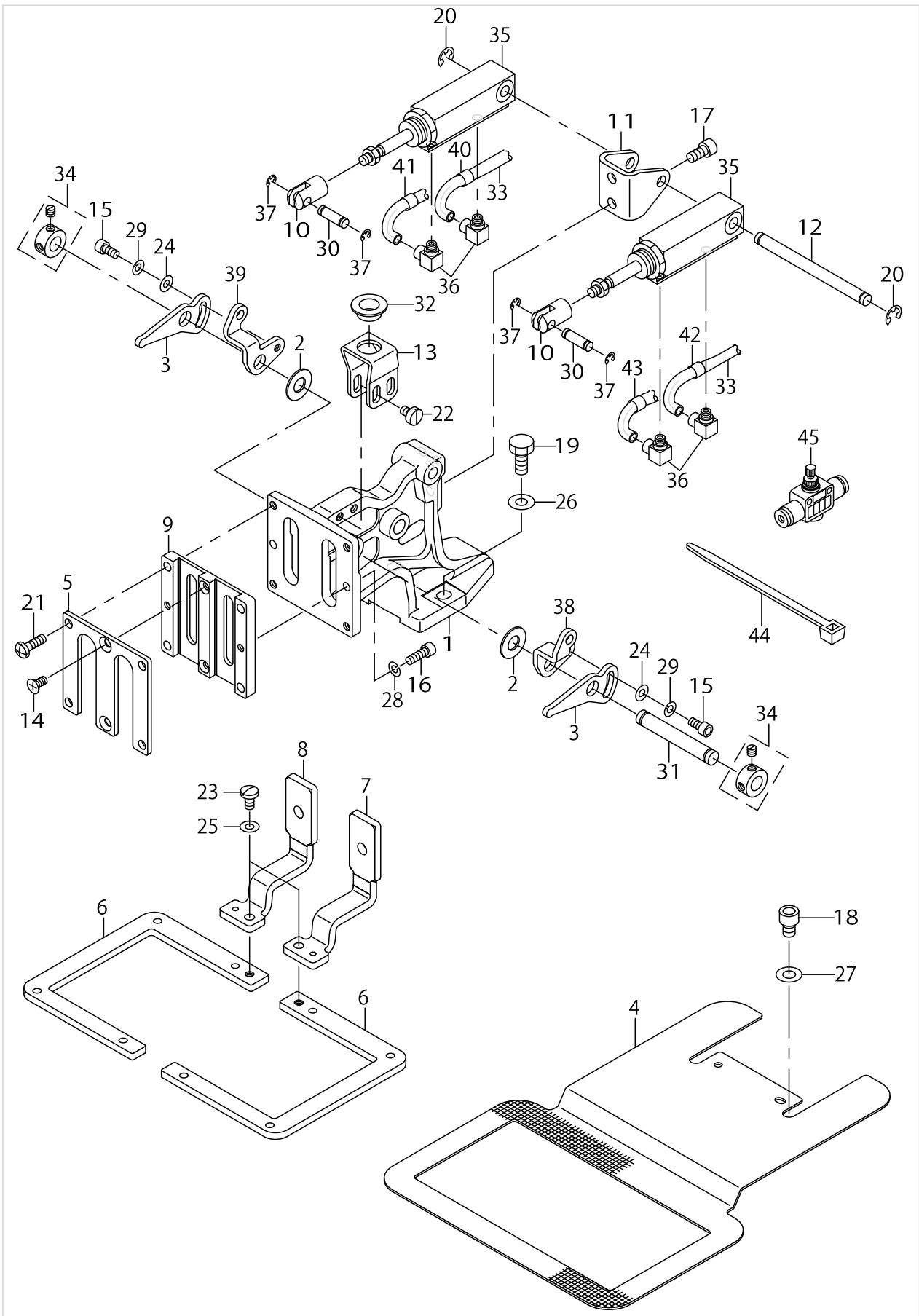
CLOTH FEED MECHANISM COMPONENTS(FOR LK-1930SS,1930HS)



CLOTH FEED MECHANISM COMPONENTS(FOR LK-1930SS,1930HS)

No.	Supply Code	Parts No.	Replacement	Parts name	Remarks	Choice	Step	Level	Cons	Qty	Rep. QTY
1		14216501		CLOTH FEED BASE						1	
2		14217004		CLOTH PRESSER HOOK,RIGHT						1	
3		14217103		CLOTH PRESSER HOOK,LEFT						1	
4		B2577210D00		FEED BRACKET UPPER LINK,RIGHT						1	
5		B2578210D00		FEED BRACKET UPPER LINK,LEFT						1	
6		B2574210D00		SUPPORT LINK,RIGHT						1	
7		B2575210D00		SUPPORT LINK,LEFT						1	
8		RE0700000K0		E-RING 7						1	
9		B2573210D00		SLIDER SHAFT						1	
10		B2553210D00		FEEDING FRAME						1	
11		14218002		LOWER PLATE						1	
12		B2572210D00		WORK CLAMP FOOT PLATE COVER						1	
13		14216808		SPRING						2	
14		B2581210D00		SPRING,RIGHT						1	
15		B2582210D00		SPRING,LEFT						1	
16		14217764		WORK CLAMP FOOT COMPL.						1	
17		B2576210D00		FEED BRACKET LINK						1	
18		B2580210D00		LINK STOPPER						2	
19		B2610210D00		WORK CLAMP FOOT PLATE						1	
20		SM1040801SP		SCREW M4X0.7 L=8						2	
21		SM6041202TP		SCREW M4X0.7 L=12						2	
22		SM6060802TP		SCREW M6 L=8						2	
23		SM9061403CP		SCREW M6 L=14						2	
24		SM8050812TP		SCREW M5X8						2	
25		SS4111415SP		SCREW 11/64-40L=14						4	
26		SS7110840SP		SCREW 11/64-40 L=7.8						2	
27		SS7110840SP		SCREW 11/64-40 L=7.8						4	
28		WP0480856SP		WASHER 4.8X8.4X0.8						2	
29		WP0621016SD		WASHER 6.2X13X1						2	
30		WP0621016SD		WASHER 6.2X13X1						2	
31		B255728000C		WASHER						1	
32		WS0410002KP		SPRING WASHER						2	
33		B1626555000		FEED REGULATOR CONNECTING ROD						2	
34		D2502232D00		SHAFTBLOCKSHAFT						1	
35		MAT80114T00		PLUNGER PIN						2	
36		22917058		THRUST COLLAR ASM., FRONT						1	
37		RE0300000K0		E-RING 3						4	
38		RE0300000K0		E-RING 3						2	
39		B2579210D00A		SLIDER						1	
40		13540406		WASHER						2	

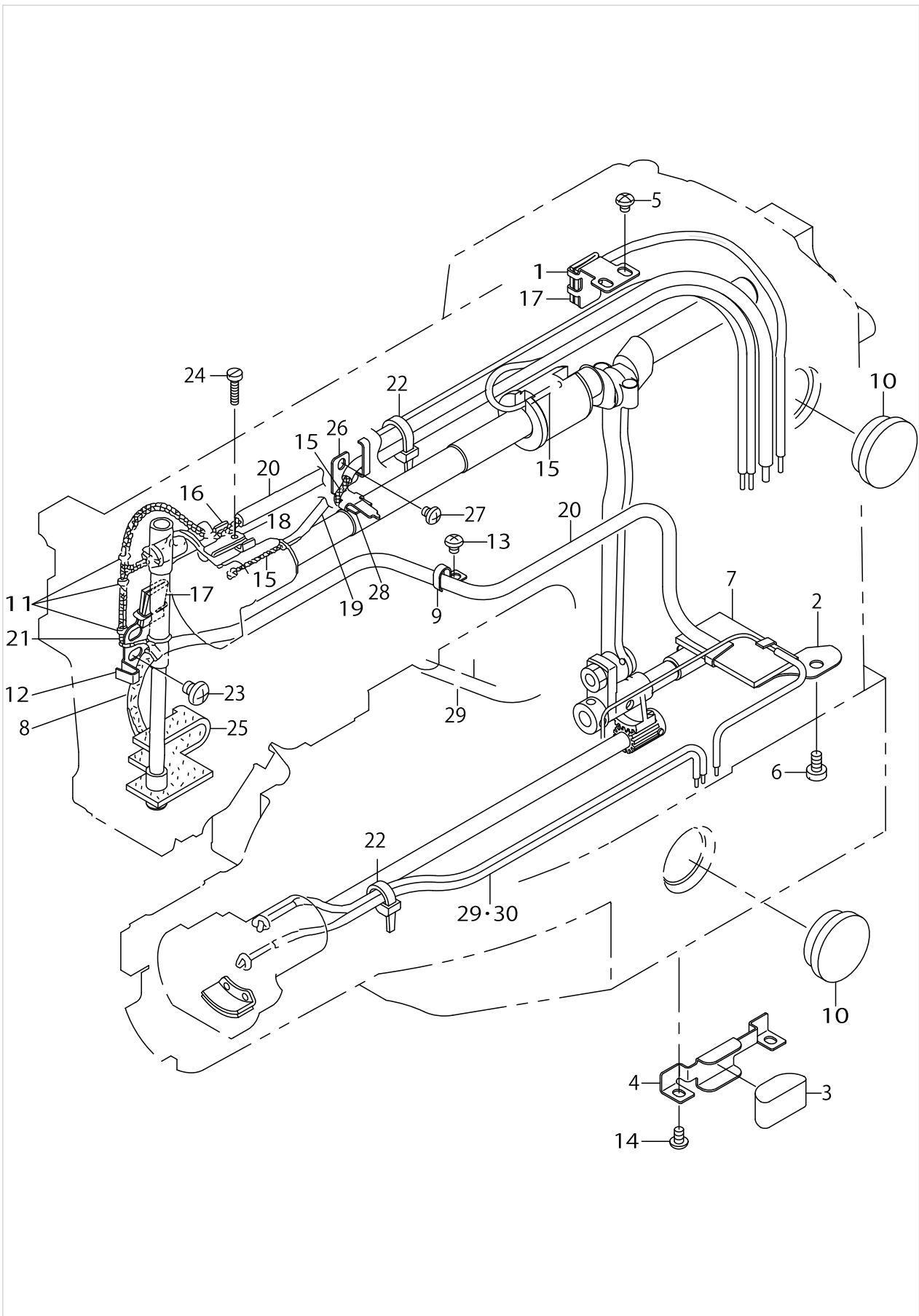
CLOTH FEED MECHANISM COMPONENTS(FOR LK-1930HA,1930SA)



CLOTH FEED MECHANISM COMPONENTS(FOR LK-1930HA,1930SA)

No.	Supply Code	Parts No.	Replacement	Parts name	Remarks	Choice	Step	Level	Cons	Qty	Rep. QTY
1		14216501		CLOTH FEED BASE						1	
2		B255728000C		WASHER						2	
3		14217202		HOOK A						2	
4		14218002		LOWER PLATE						1	
5		B2572210D00		WORK CLAMP FOOT PLATE COVER						1	
6		B2554210D00		FEEDING FRAME						2	
7		14217855		WORK CLAMP FOOT COMPL.,RIGHT						1	
8		14217954		WORK CLAMP FOOT COMPL.,LEFT						1	
9		B2610210D00		WORK CLAMP FOOT PLATE						1	
10		B2566210D00		CYLINDER KNUCKLE						2	
11		B2567210D00		CYLINDER INSTALLING BASE						1	
12		B2561210D00		CYLINDER SHAFT						1	
13		14217509		SLIDER BASE						1	
14		SM1040801SP		SCREW M4X0.7 L=8						2	
15		SM6040802TP		SCREW M4X0.7 L=8						2	
16		SM6041202TP		SCREW M4X0.7 L=12						2	
17		SM6051002TP		SCREW M5X0.8 L=10						2	
18		SM6060802TP		SCREW M6 L=8						2	
19		SM9061403CP		SCREW M6 L=14						2	
20		RE0500000K0		E-RING						2	
21		SS4111415SP		SCREW11/64-40L=14						4	
22		SS6110610TP		SCREW 11/64-40 L=6						4	
23		SS7110840SP		SCREW 11/64-40 L=7.8						2	
24		WP0450000SD		WASHER 4.5X8X0.5						2	
25		WP0480856SP		WASHER 4.8X8.4X0.8						2	
26		WP0621016SD		WASHER 6.2X13X1						2	
27		WP0621016SD		WASHER 6.2X13X1						2	
28		WS0410002KP		SPRING WASHER						2	
29		WS0410002KP		SPRING WASHER						2	
30		B1626220000		CYLINDER PIN						2	
31		D2502232D00		SHAFTBLOCKSHAFT						1	
32		E2193172000		PT EV PP METAL						1	
33		BT0400251EB		URETHANE HOSE, BLACK						2.4	
34		22917058		THRUST COLLAR ASM., FRONT						2	
35		PA1602006A0		AIR CYLINDER						2	
36		PJ046052503		HOSE ELBOW						4	
37		RE0300000K0		E-RING 3						4	
38		14217301		HOOK B,RIGHT						1	
39		14217400		HOOK B,LEFT						1	
40		B471122000D		AIR TUBE LABEL J04 LEFT						1	
41		B471122000C		AIR TUBE LABEL J03 LEFT						1	
42		B471122000H		AIR TUBE LABEL J04 RIGHT						1	
43		B471122000G		AIR TUBE LABEL J03 RIGHT						1	
44		EA9500B0100		CABLE BAND						3	
45		PC012401000		SPEED CONTROLLER						2	

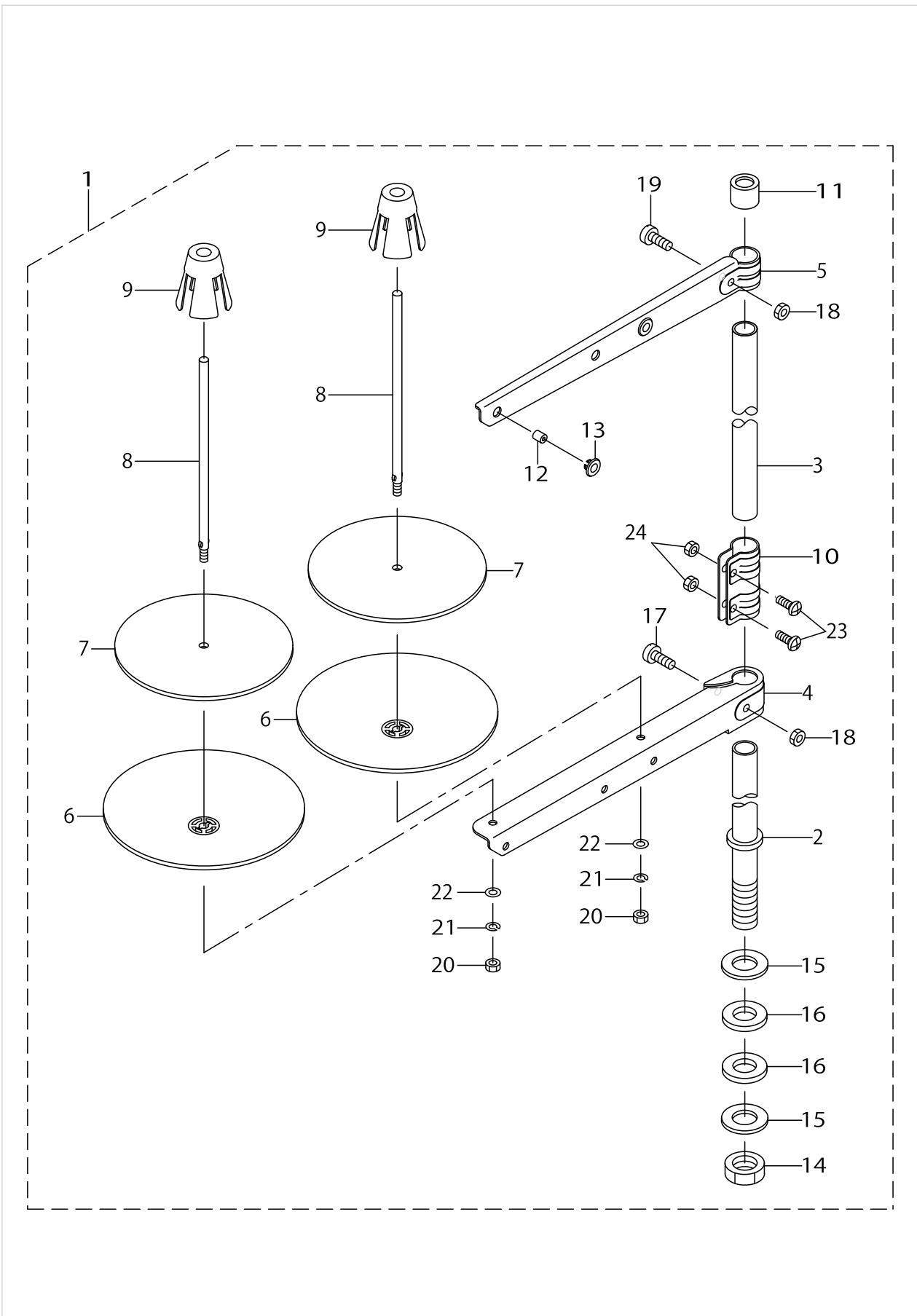
LUBRICATION COMPONENTS



LUBRICATION COMPONENTS

No.	Supply Code	Parts No.	Replacement	Parts name	Remarks	Choice	Step	Level	Cons	Qty	Rep. QTY
1		14114102		OIL SHIELD						1	
2		14114904		OIL SHIELD						1	
3		14114300		OIL FELT						1	
4		14114409		FELT PRESSER						1	
5		SS4110515SP		SCREW 11/64-40 L=5						2	
6	R	SS6120930SP	SS6120930TP	SCREW 3/16-28 L=9						1	1.00
7		B3509210D00		OIL FELT						1	
8		B3541012000		OIL WICK						.51	
9		26231902		OIL WICK PIPE STOPPER						1	
10		B3501210000		OIL GAUGE						2	
11		26230706		OIL WICK PRESSER						3	
12		14219513		LUBRICATION PLATE						1	
13		SS4110515SP		SCREW 11/64-40 L=5						1	
14		SS4110715SP		SCREW 11/64-40 L=7						2	
15		CQ200000000		OIL WICK						1.8	
16		26231407		BALANCE LUBRICATING PLATE						1	
17		B3509280000		NEEDLE ROD CRANK LUBRICATING						2	
18		B3518280000		BALANCE LUBRICATING						1	
19		23630007		TUBE						.7	
20		BP600000000		VINYL PIPE						.67	
21		CQ252200000		OIL WICK						1.6	
22		EA9500B0100		CABLE BAND						2	
23		SS4150715SP		SCREW 15/64-28 L=7						2	
24		SS6092120SP		SCREW 9/64-40 L=21.2						1	
25		14219604		OIL FELT						1	
26		14219711		LUBRICATION PLATE						1	
27		SS4110515SP		SCREW 11/64-40 L=5						1	
28		B3518280000		BALANCE LUBRICATING						1	
29		CQ202000000		OIL WICK						1.06	
30		BP300000100		VINYL TUBE						.7	

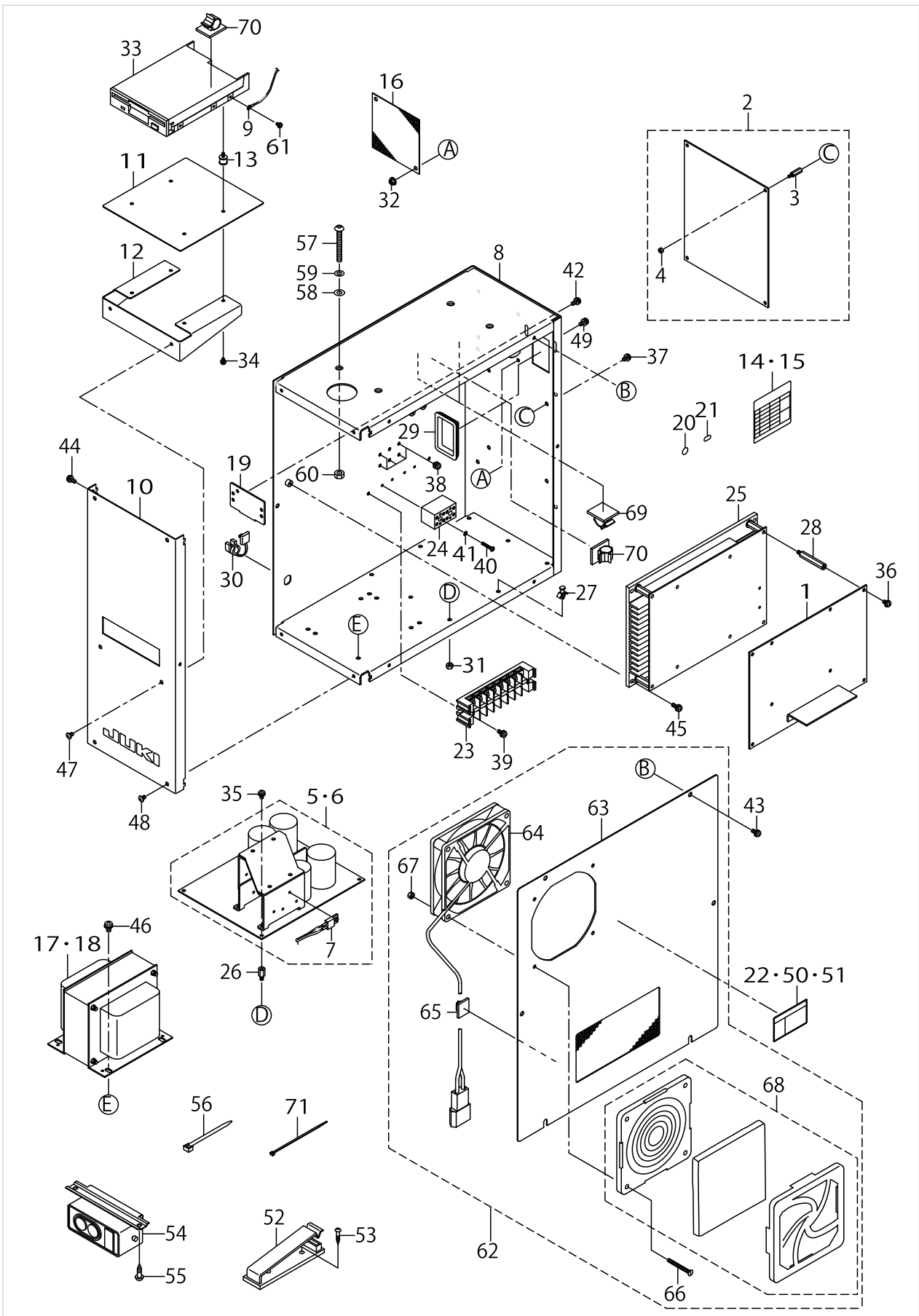
THREAD STAND COMPONENTS



THREAD STAND COMPONENTS

No.	Supply Code	Parts No.	Replacement	Parts name	Remarks	Choice	Step	Level	Cons	Qty	Rep. QTY
1		40096354		THREAD STAND ASM.						1	
2		40085784		SPOOL REST ROD LOWER				*		1	
3		40085785		SPOOL REST ROD UPPER				*		1	
4		40085786		SPOOL REST ARM LOWER				*		1	
5		40085787		SPOOL REST ARM UPPER				*		1	
6		40085788		SPOOL REST				*		2	
7		40085789		SPOOL REST CUSHION				*		2	
8		40085790		SPOOL PIN				*		2	
9		40085791		SPOOL RETAINER				*		2	
10		40085792		SPOOL REST ROD JOINT				*		1	
11		40085793		SPOOL REST ROD RUBBER CAP				*		1	
12		40085794		THREAD GUIDE				*		2	
13		40085795		THREAD GUIDE BUSHING				*		2	
14		40096325		SPOOL REST ROD NUT				*		1	
15		WP1612616SE		WASHER 16X30X2.6				*		2	
16		40085796		SPOOL REST ROD RUBBER CUSHION				*		2	
17		40096326		SPOOL REST ARM LOWER SCREW				*		1	
18		NM6050001SE		NUT M5				*		2	
19	R	40096327	SM4053001SE	SPOOL REST ARM UPPER SCREW				*		1	1.00
20		NM6050001SE		NUT M5				*		2	
21		WS0510002KN		SPRING WASHER M5				*		2	
22		WP0531001SC		WASHER M5				*		2	
23		SM4051405SE		SCREW M5 L=14				*		2	
24		NM6050001SE		NUT M5				*		2	

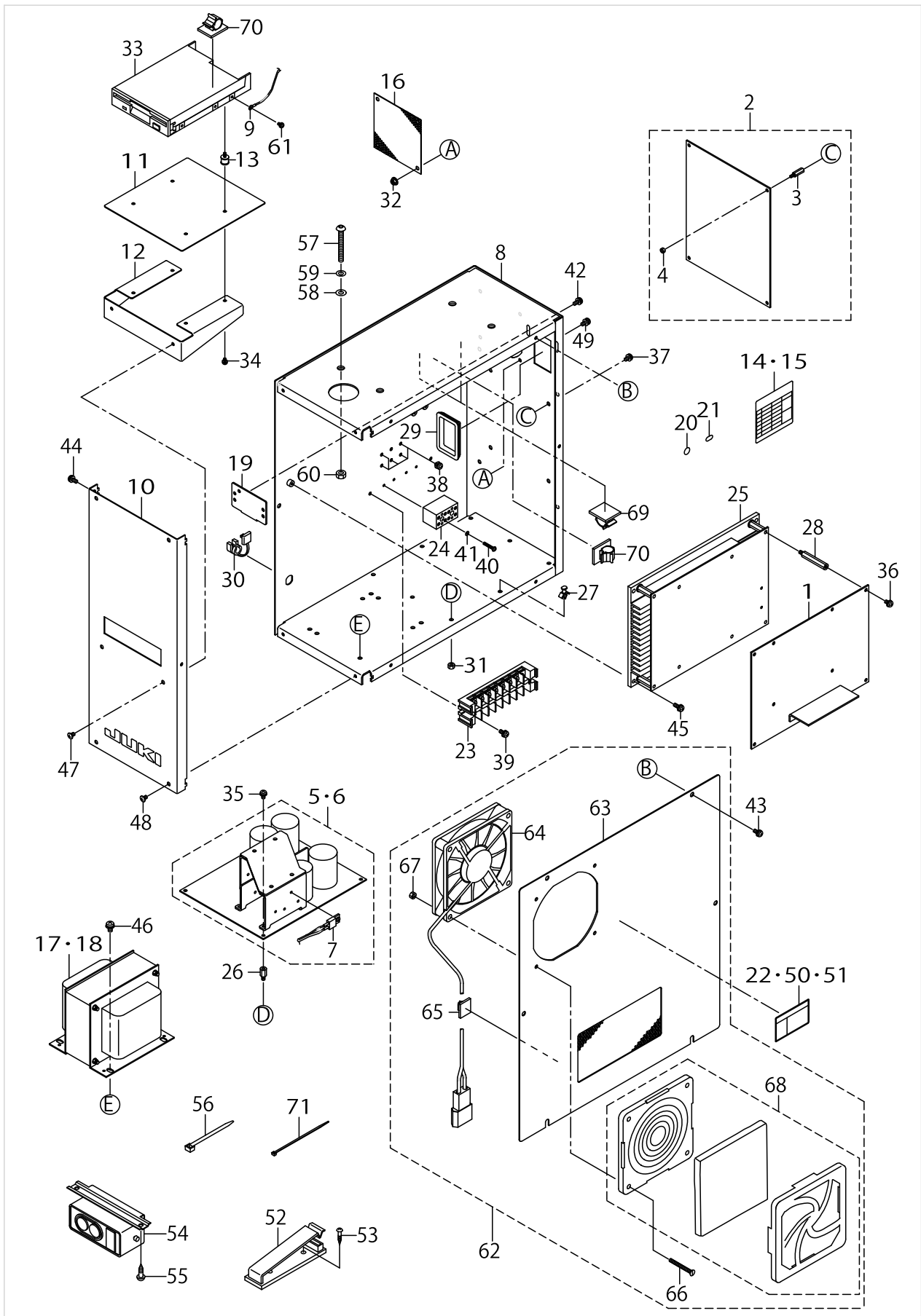
CONTROL BOX COMPONENTS



CONTROL BOX COMPONENTS

No.	Supply Code	Parts No.	Replacement	Parts name	Remarks	Choice	Step	Level	Cons	Qty	Rep. QTY
1		40056937		MAIN CIRCUIT BOARD A ASSY.						1	
2		40150001		SDC PCB ASSY						1	
3	D	HX003540000		STUD				*		4	
4		NM6030001SC		NUT M3				*		4	
5		M86045900C0		POWER CIRCUIT BOARD ASM.	FOR 100~200V					1	
6		M8604590AC0		POWER CIRCUIT BOARD A ASM.	FOR 380V					1	
7		M89105900A0		THERMOSTAT ASM.				*		1	
8	D	40098641		CONTROL BOX						1	
9		M90295800A0		FDD EARTH CORD ASM.						1	
10		40098937		CONTROL BOX PANEL						1	
11		M1005580000		FDD COVER PLATE						1	
12		M1006580000		FDD MOUNT PLATE						1	
13		M2001580000		FDD VIBROISOLATING RUBBER						4	
14		M300359000A		SEAL A	FOR 100~200V					1	
15		M300258000B		SEAL B	FOR 380V					1	
16		M1004581000		VENTILATIONCOVER						1	
17		M8901592AA0		TRANSFORMER A ASM.	FOR 100~200V					1	
18		M8901592BA0		TRANSFORMER B ASM.	FOR 380V					1	
19		17845009		CORDFITTINGPLATE						1	
20		E9567319000		EARTH MARK						1	
21		CM200100001		PE MARK LABEL	FOR 380V					1	
22		CM300100001		LABEL	FOR 380V					1	
23		HK026650080		TERMINAL BASE 8P	FOR 100~200V					1	
24		HK054250040		TERMINAL BASE	FOR 380V					2	
25		M86055930A0		PMDC CIRCUIT BOARD ASM.						1	
26		HX00056000B		SPACER						4	
27		HX00147000C		SPACER						4	
28		HX00339000D		SPACER						4	
29		HX004070000		BUSH						1	
30		HX004100000		BUSH						1	
31		NM3034000SF		FLANGE NUT						4	
32		NM3040520SF		FLANGE NUT M4						4	
33	D	S9622710000		MICRO FLOPPY DISC DEVICE						1	
34		SL4030681SF		SCREW M3 L=6						4	
35		SL4030681SF		SCREW M3 L=6						4	
36		SL4040881SF		SCREW M4 L=8						4	
37		SL4030891SC		SCREW M3X8						4	
38		SL4040681SC		COMBINATION SCREW M4X8						5	
39		SL4041081SF		SCREW M4 L=10	FOR 100~200V					2	
40		SM4031851SR		SCREW	FOR 380V					4	
41		WS0310702KS		SPRING WASHER	FOR 380V					4	
42		SL4041091SC		SCREW M4 L=10						2	
43		SL4041091SC		SCREW M4 L=10						6	
44		SL4041091SC		SCREW M4 L=10						3	
45		SL4041281SF		SCREW M4 L=12						4	
46		SL4051091SC		SCREW M5X0.8 L=10						4	

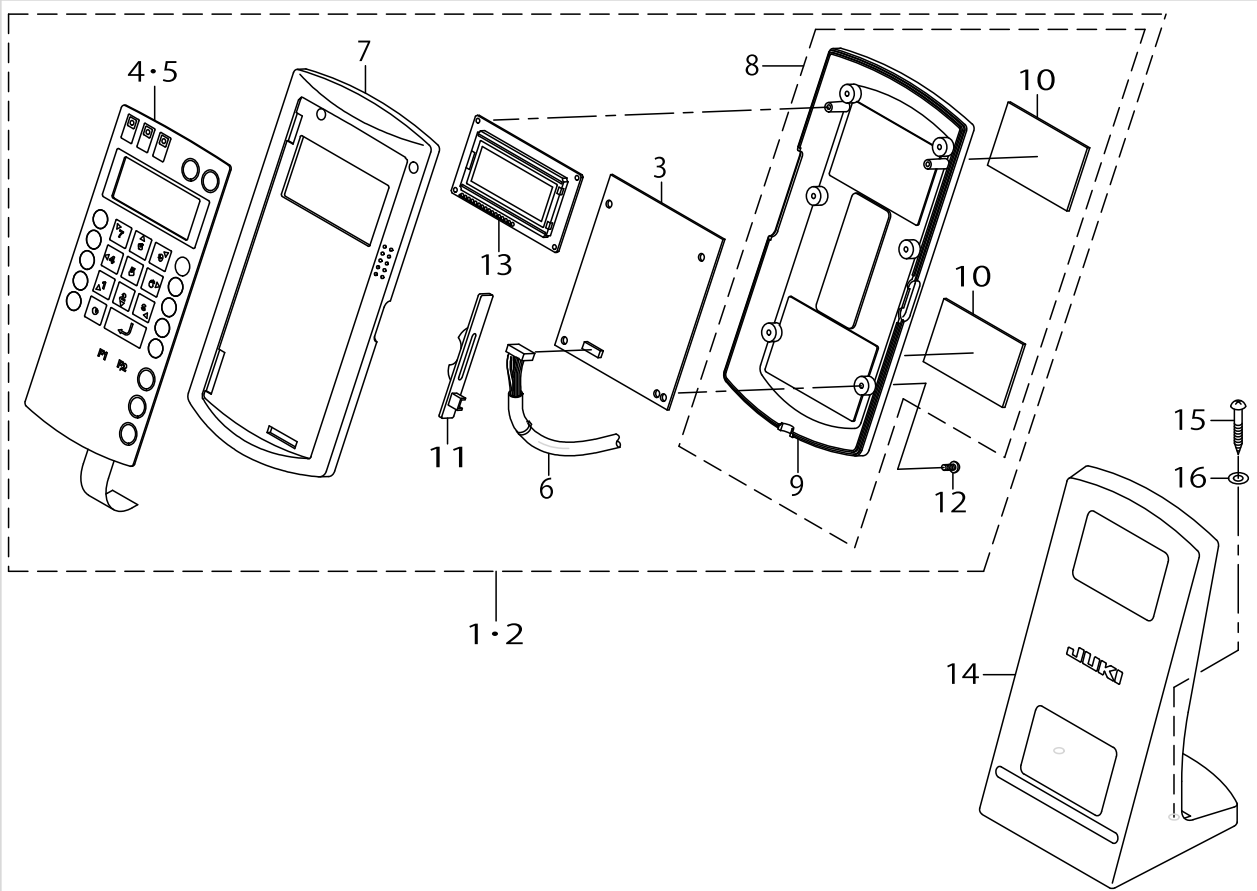
CONTROL BOX COMPONENTS



CONTROL BOX COMPONENTS

No.	Supply Code	Parts No.	Replacement	Parts name	Remarks	Choice	Step	Level	Cons	Qty	Rep. QTY
47		SM0040601SC		SCREW M4X0.7 L=6						2	
48		SM0040601SC		SCREW M4X0.7 L=6						4	
49		SL4041091SC		SCREW M4 L=10						4	
50		CM300100101		DANGER LABEL (SMALL)	FOR 100~-- 200V(FOR USE IN JAPAN) 1					1	
51		G6705152U0A		LABEL	FOR 100~-- 200V(FOR EXPORT)					1	
52		M964051000A		CABLE CLIP						2	
53		SK3382001SE		SCREW D=3.8 L=20						4	
54		HA004250000		SWITCH	FOR 1-PH- ASE,3-PH- ASE(100~200V)					1	
55		SK3482001SE		WOOD SCREW D=4.8 L=20						2	
56		EA9500B0200		CABLE BAND 150						4	
57		SM3065052TC		SCREW						4	
58		WP0651001SC		WASHER						4	
59		WS0610002KN		SPRING WASHER 6.1X12.2X1.5						4	
60		NM6060001SC		NUT M6						4	
61		SL4030681SF		SCREW M3 L=6						1	
62		M85205920A0		FAN COVER ASM.						1	
63		M10025920A0		CONTROL BOX COVER ASM.				*		1	
64		M85105810A0		FAN ASM.				*		1	
65		E9607603000		STICKER (SMALL)				*		1	
66		SM1044050SM		SCREW M4X0.7 L=40				*		4	
67		NM3040520SF		FLANGE NUT M4				*		4	
68		HM000630010		FILTER				*		1	
69		E9609603000		STICKER (LARGE)						2	
70		E9608603000		STICKER (MIDDLE)						2	
71		EA9500B0100		CABLE BAND						1	

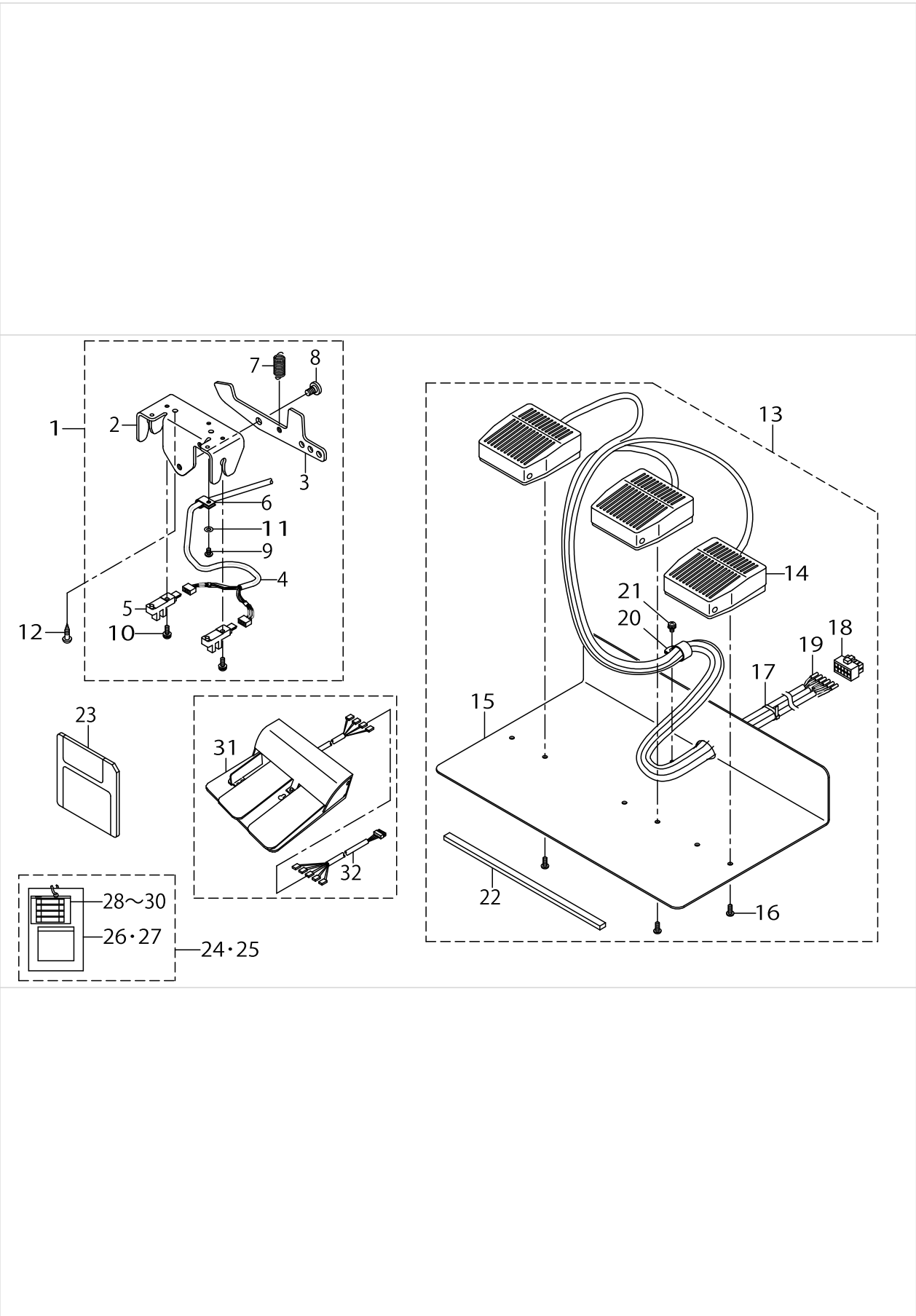
OPERATION BOX COMPONENTS



OPERATION BOX COMPONENTS

No.	Supply Code	Parts No.	Replacement	Parts name	Remarks	Choice	Step	Level	Cons	Qty	Rep. QTY
1		M8510580AA0		OPERATION BOX J ASM.	FOR USE IN JAPAN					1	
2		M8510580BA0		OPERATION BOX E ASM.	FOR EXPORT					1	
3		M86065800A0		OPERATION CIRCUIT BOARD ASM.				*		1	
4	R	M300558000A	M300558000AA	OPERATION PANEL SHEET(JAPAN)	FOR USE IN JAPAN			*		1	1.00
5	R	M300558000B	M300558000BA	OPERATION PANEL SHEET(ENGLISH)	FOR EXPORT	A		*		1	1.00
5	R	M300558000B	M1030580000A	OPERATION PANEL SHEET(ENGLISH)	FOR EXPORT	A		*		1	1.00
6		M90125800A0		PANEL SIGNAL CORD ASM.				*		1	
7	R	M1030580000	M1030580000A	OPERATION BOX UPPER CASE				*		1	1.00
8		M10315800A0		OPERATION BOX L-OWER CASE ASM.				*		1	
9		M1031580000		OPERATION BOX LOWER CASE				*		1	
10		M1011580000		MAGNET SHEET				*		2	
11		M1032580000		VOLUME TONGUE				*		1	
12		ST4031051SN		TAPPING SCREW D=3-24 L=10				*		6	
13		M85415800A0		LCD ASM.				*		1	
14	R	M10175800A0	40035024	OPERATION BOX FI-XED PLATE ASM.						1	1.00
15		SK3413201SE		WOOD SCREW D=4.1 L=32						2	
16		WP0501016SC		WASHER 5X10.5X1						2	

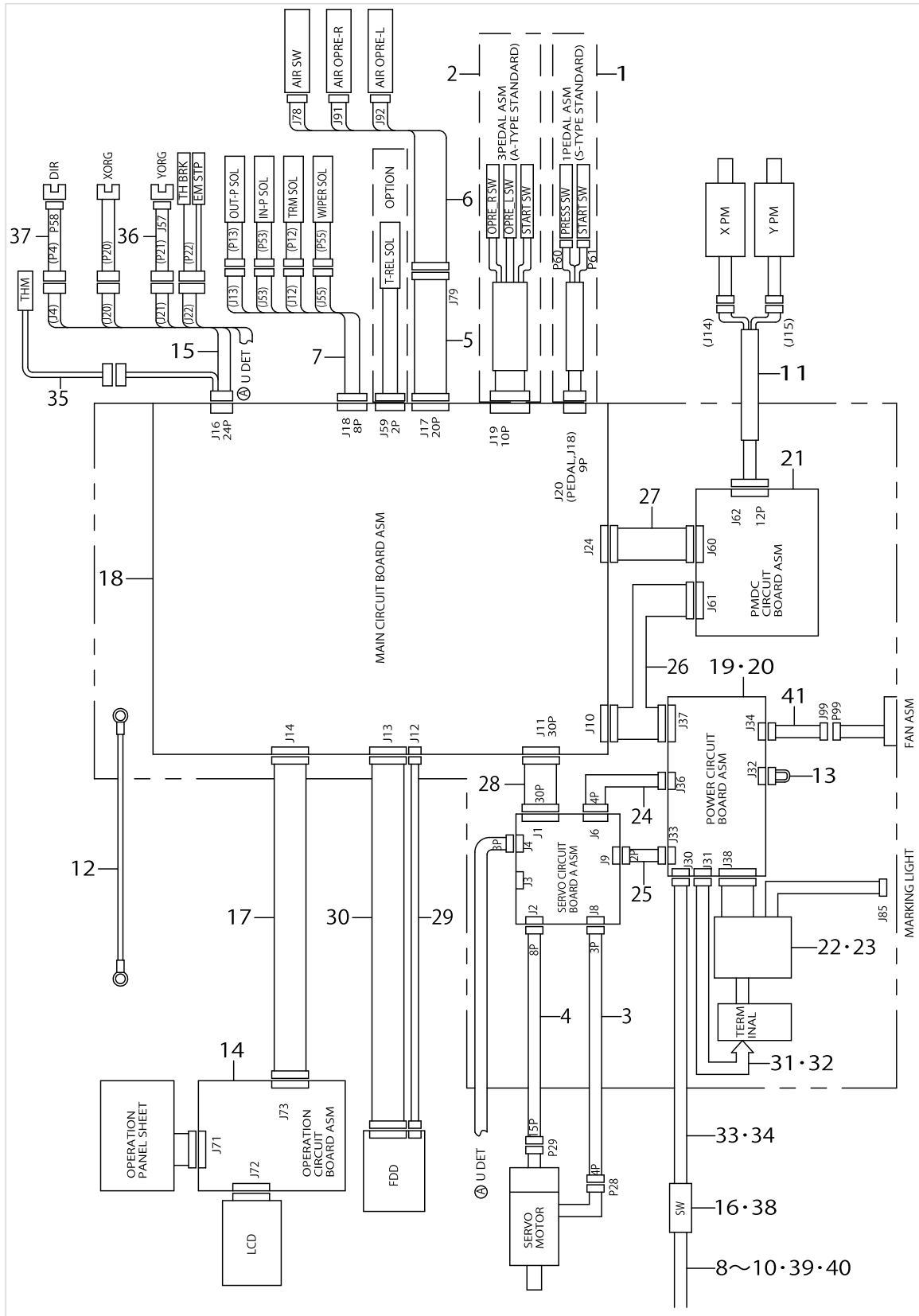
PEDAL & ELECTRICAL EQUIPMENT ACCESSORIE PART COMPONENTS



PEDAL & ELECTRICAL EQUIPMENT ACCESSORIE PART COMPONENTS

No.	Supply Code	Parts No.	Replacement	Parts name	Remarks	Choice	Step	Level	Cons	Qty	Rep. QTY
1		M85205900A0		1-PEDAL ASM.	FOR LK-1930SS,HS					1	
2		M1030590000		PEDAL SWITCH FRAME				*		1	
3		M1031590000		PEDAL SWITCH LEVER				*		1	
4		M90115900A0		PEDAL SWITCH CABLE ASM.				*		1	
5		HD002230000		PHOTO SENSOR				*		2	
6		HX001230000		CABLE CLIP				*		1	
7		B2583210D00		SPRING				*		1	
8		SD0800331TH		HINGE SCREW D=8 H=3.25				*		1	
9		SM4040601SC		SCREW M4X0.7 L=6				*		1	
10		SL4041291SC		SCREW M4 L=12				*		2	
11		WP0430801SC		WASHER 4.3X9X0.8				*		1	
12		SK3482001SE		WOOD SCREW D=4.8 L=20	FOR LK-1930SS,HS					2	
13		M85215800A0		3-PEDAL ASM.	FOR LK-1930SA,HA					1	
14		HA004260000		FOOT SWITCH				*		3	
15		M1016580000		SWITCH MOUNT PLATE,B				*		1	
16		ST5041051SN		SCREW				*		6	
17		EA9500B0100		CABLE BAND				*		4	
18		HK034610100		10P CONNECTOR				*		1	
19		HK034640000		PIN CONTACT				*		6	
20		EA9502B0500		CABLE CLIP				*		1	
21		SL4040881SF		SCREW M4 L=8				*		1	
22		GPK26002000		PEDALBASE RUBBER				*		1	
23		M8902593000		SERVICE DISK						1	
24		M85995900A0		ACCESSORIES PART ASM.	FOR 100~200V					1	
25		M8599590AA0		ACCESSORIES PART A ASM.	FOR 380V					1	
26		M300451100A		VOLTAGE INDICATION CARD,A	FOR 100~200V			*		1	
27		M3003580000		VOLTAGE INDICATION CARD,B	FOR 380V			*		1	
28		HF0041080P0		FUSE 8A				*		1	
29		E8523304000		FUSE 10A				*		1	
30		HF001301000		TIMING LAG FUSE				*		1	
31		GPK470010AB		3-PEDAL ASM.						1	
32		M90255800A0		PEDAL SWITCH TR-ANSFER CABLE ASM.						1	

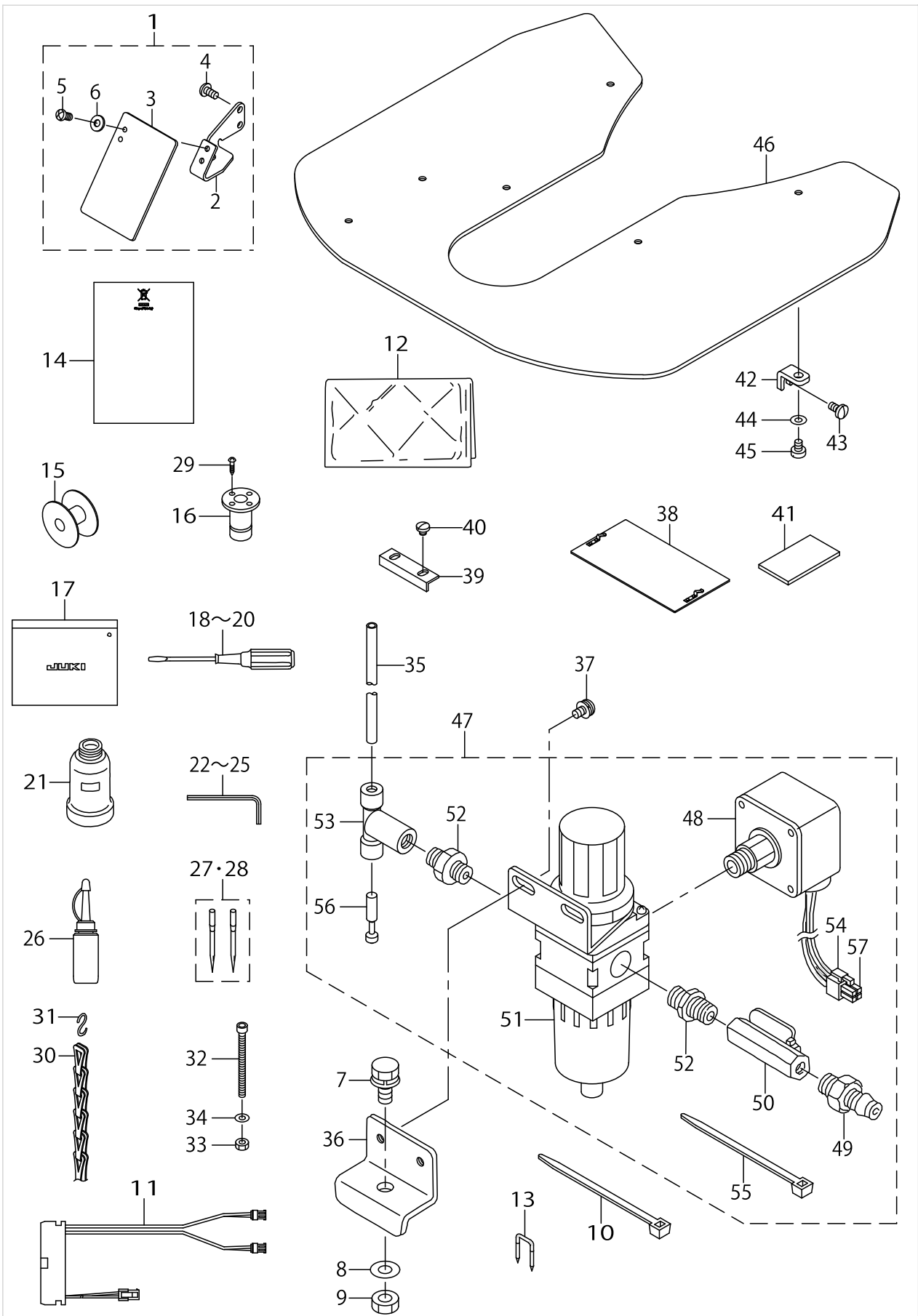
WIRING DIAGRAM



WIRING DIAGRAM

No.	Supply Code	Parts No.	Replacement	Parts name	Remarks	Choice	Step	Level	Cons	Qty	Rep. QTY
1		M85205900A0		1-PEDAL ASM.	FOR LK-1930SS,HS					1	
2		M85215800A0		3-PEDAL ASM.	FOR LK-1930SA,HA					1	
3		M90035800A0		SERVO MOTOR CABLE ASM.						1	
4		M90045800A0		ENCODER CONNec- TING CABLE ASM.						1	
5		M90145800A0		RELAY CABLE ASM.	FOR LK-1930SA,HA					1	
6		14204853		SOLENOID VALVE CABLE ASM.	FOR LK-1930SA,HA					1	
7		M90165930A0		SOLENOID CABLE ASM.						1	
8		M90175800A0		POWER CABLE ASM.	FOR 3-PH- ASE(100~200V)					1	
9		M90245800A0		POWER CABLE ASM.,100V	FOR 1-PH- ASE(100~200V)					1	
10		M90285800A0		POWER CABLE ASM.	FOR 380V					1	
11		M90185930A0		PULSE MOTOR CABLE ASM.						1	
12		M90195800A0		EARTH CABLE ASM.						1	
13		M90215800A0		VOLTAGE TRANSFER CORD ASM.	FOR 100,110,120V					1	
14		M86065800A0		OPERATION CIRCUIT BOARD ASM.						1	
15	D	M90265930A0		SENSOR RELAY CABLE ASM.						1	
16		HA004250000		SWITCH	FOR 1-PH- ASE,3-PH- ASE(100~200)					1	
17		M90125800A0		PANEL SIGNAL CORD ASM.						1	
18	R	M8601593AA0	40056937	MAIN CIRCUIT BOARD A ASM.						1	1.00
19	R	M86045920A0	M86045900C0	POWER CIRCUIT BOARD ASM.	FOR 100~200V					1	1.00
20	R	M8604592AA0	M8604590AC0	POWER CIRCUIT BOARD A ASM.	FOR 380V					1	1.00
21		M86055930A0		PMDC CIRCUIT BOARD ASM.						1	
22		M8901592AA0		TRANSFORMER A ASM.	FOR 100~200V					1	
23		M8901592BA0		TRANSFORMER B ASM.	FOR 380V					1	
24		M90315900A0		SERVO POWER CORD ASM.,A						1	
25		M90025800A0		SERVO POWER CORD ASM.,B						1	
26		M90055800A0		MP POWER CORD ASM.						1	
27		M90075800A0		PMDC SIGNAL CORD ASM.						1	
28		M90085800A0		SERVO SIGNAL CORD ASM.						1	
29		M90095800A0		FDD POWER CORD ASM.						1	
30		M90105800A0		FDD SIGNAL CORD ASM.						1	
31		M90205800A0		TRANSFORMER PO- WER CORD ASM.	FOR 100~200V					1	
32		M9020580AA0		TRANSFORMER PO- WER CORD ASM.,A	FOR 380V					1	
33		M90225800A0		POWER CORD ASM.	FOR 100~200V					1	
34		M90275800A0A		POWER CORD ASM.	FOR 380V					1	
35		M89105920A0		THERMOSTAT ASM.						1	
36		14221352		Y SENSOR CABLE ASM.						1	
37		14115356		MAIN SHAFT SENSOR CABLE ASM.						1	
38	R	HA00303000A	M85065220A0	SWITCH	FOR JE					1	1.00
39		M90345800A0		GROUND CORD ASM.	FOR USE IN JAPAN(100V)					1	
40		M90355800A0		POWER SOURCE CORD ASM.	FOR USE IN JAPAN(100V)					1	
41		M90105810A0		FAN CONNECTING CORD ASM.						1	

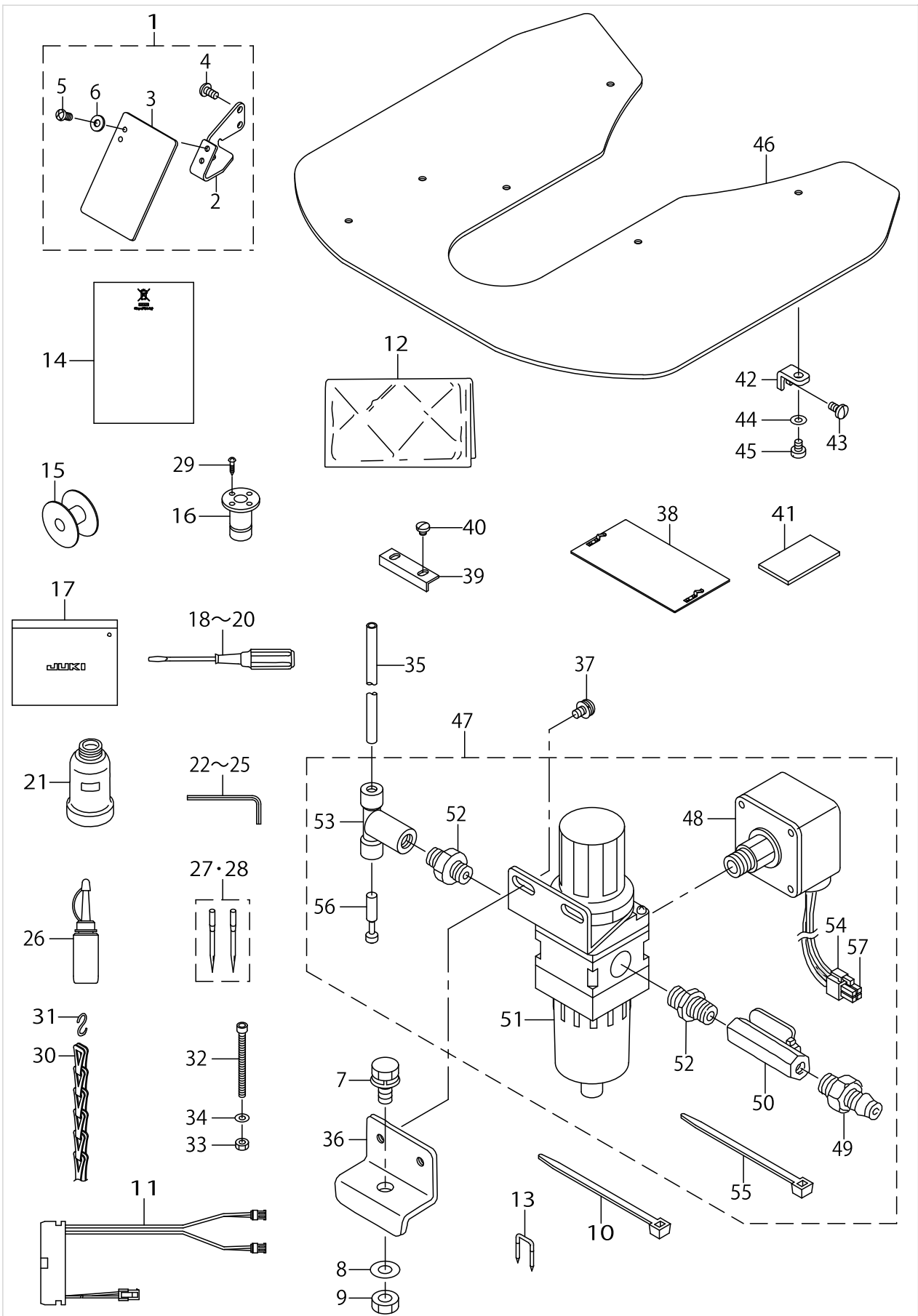
ACCESSORIE PART COMPONENTS



ACCESSORIE PART COMPONENTS

No.	Supply Code	Parts No.	Replacement	Parts name	Remarks	Choice	Step	Level	Cons	Qty	Rep. QTY
1		40052806		SAFETY PLATE ASM						1	
2		40051987		SAFETY PLATE BASE				*		1	
3		26037200		SAFETY PLATE				*		1	
4		SS4110715SP		SCREW 11/64-40 L=7				*		2	
5		SM4040655SP		SCREW M4 L=6				*		2	
6		WP0450801SD		WASHER 4.5X10X0.8				*		2	
7		SL9082093SE		SCREW	FOR LK-1930SA,HA					1	
8		WP0871602SE		WASHER 8.7X18X1.6	FOR LK-1930SA,HA					1	
9		NM6080721SE		NUT M8	FOR LK-1930SA,HA					1	
10		EA9500B0100		CABLE BAND	FOR LK-1930SA,HA					5	
11		14204853		SOLENOID VALVE CABLE ASM.	FOR LK-1930SA,HA					1	
12		26234005		VINYL COVER						1	
13	D	MA011532000		CORD STAPLE						10	
14		CM600100201		WEEE INFORMATION SHEET	FOR JE					1	
15		B1806210D00		BOBBIN						1	
16		B8202205000		OIL MANAGEMENT						1	
17		22932800		ACCESSORIE BAG						1	
18		22933006		SCREW DRIVER,LARGE						1	
19		22933105		SCREW DRIVER,MIDDLE						1	
20		22933204		SCREW DRIVER,SMALL						1	
21		B9121012000		OIL CAN						1	
22		B9140372000		HEXAGONAL WRENCH, SMALL						1	
23		10038909		HEXAGONAL WRENCH						1	
24		J106600000D		HEXAGONAL WRENCH KEY						1	
25		GCT02906000		HEXAGONAL SPANNER						1	
26		B91212200A0		OILER (CONTAINING NO.2 OIL)						1	
27	R	MDP500B1402	MDP500B1400	NEEDLE DPX5#14-2	FOR LK-1930SS,SA					1	1.00
28	R	MDP170B1802	MDP170B1800	NEEDLE DPZ17#18-2	FOR LK-1930HS,HA					1	1.00
29		SK3311601SE		WOOD SCREW D=3.1 L=16						4	
30		26037903		CHAIN	FOR LK-1930SS,HS					2	
31		13160304		S SHAPED HOOK	FOR LK-1930SS,HS					4	
32		SM6067552TP		HEXAGONAL-HOLE BOLT M6 L=75						1	
33		NM6060001SC		NUT M6						1	
34		WP0651646SC		WASHER						1	
35		BT0600401EB		TUBE	FOR LK-1930SA,HA					1	
36		40023662		FILTER INSTALLING PLATE	FOR LK-1930SA,HA					1	
37		SL4051091SC		SCREW M5X0.8 L=10	FOR LK-1930SA,HA					2	
38		B2557210DA0		PLASTIC BLANK PLATE ASM.	FOR LK-1930SS,HS					1	
39		B2592210000		PLASTIC PLATE STOPPER	FOR LK-1930SS,HS					1	
40		SS7110340SP		SCREW 11/64-40 L=3.2	FOR LK-1930SS,HS					2	
41		B2564215000		SPONGE						1	
42		B1113223C00		COVER SUPPORTER						4	
43		SS7110840SP		SCREW 11/64-40 L=7.8						4	
44		WP0520656SA		WASHER 5.2X9.5X0.6						4	
45		SS6110610TP		SCREW 11/64-40 L=6						4	
46		14223010		NEEDLE PLATE SUPPORT COVER						1	

ACCESSORIE PART COMPONENTS



ACCESSORIE PART COMPONENTS

No.	Supply Code	Parts No.	Replacement	Parts name	Remarks	Choice	Step	Level	Cons	Qty	Rep. QTY
47		B47152150A0		FILTER REGULATOR ASM.	FOR LK-1930SA,HA					1	
48	R	G8124270000	G85048750A0	AIRPRESSUESWITCH		A	AVP-875	*		1	1.00
48	R	G8124270000	40030951	AIRPRESSUESWITCH		B	AMS-210E-N,AMS-221EN	*		1	1.00
48	R	G8124270000	B47152150A0	AIRPRESSUESWITCH		C	MEB-3200,-LK-1910/2-0/30/41,AMS-224E	*		1	1.00
49		PJ309005203		QUICK JOINT PLUG				*		1	
50	R	G5430116000	40030951	AIR COCK				*		1	1.00
51		PF0552040B0		FILTER REGULATOR				*		1	
52		PJ030520001		RING JOINT (NIPPLE)				*		2	
53		PJ305065202		TEE				*		1	
54		HK034610040		HOUSING				*		1	
55		EA9500B0100		CABLE BAND				*		5	
56		PX950009000		PLUG				*		1	
57		HK034640000		PIN CONTACT				*		3	

TABLE COMPONENTS

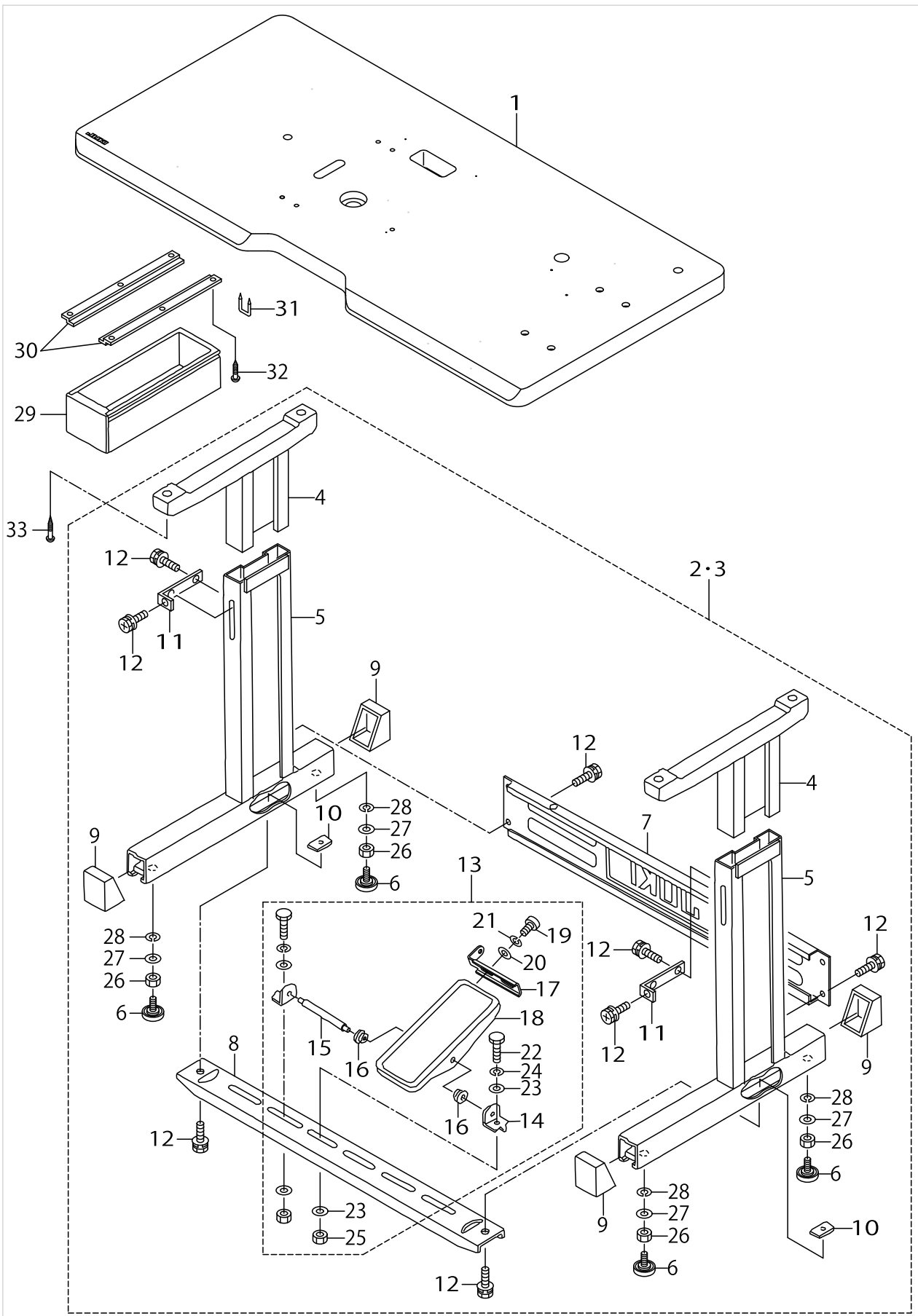
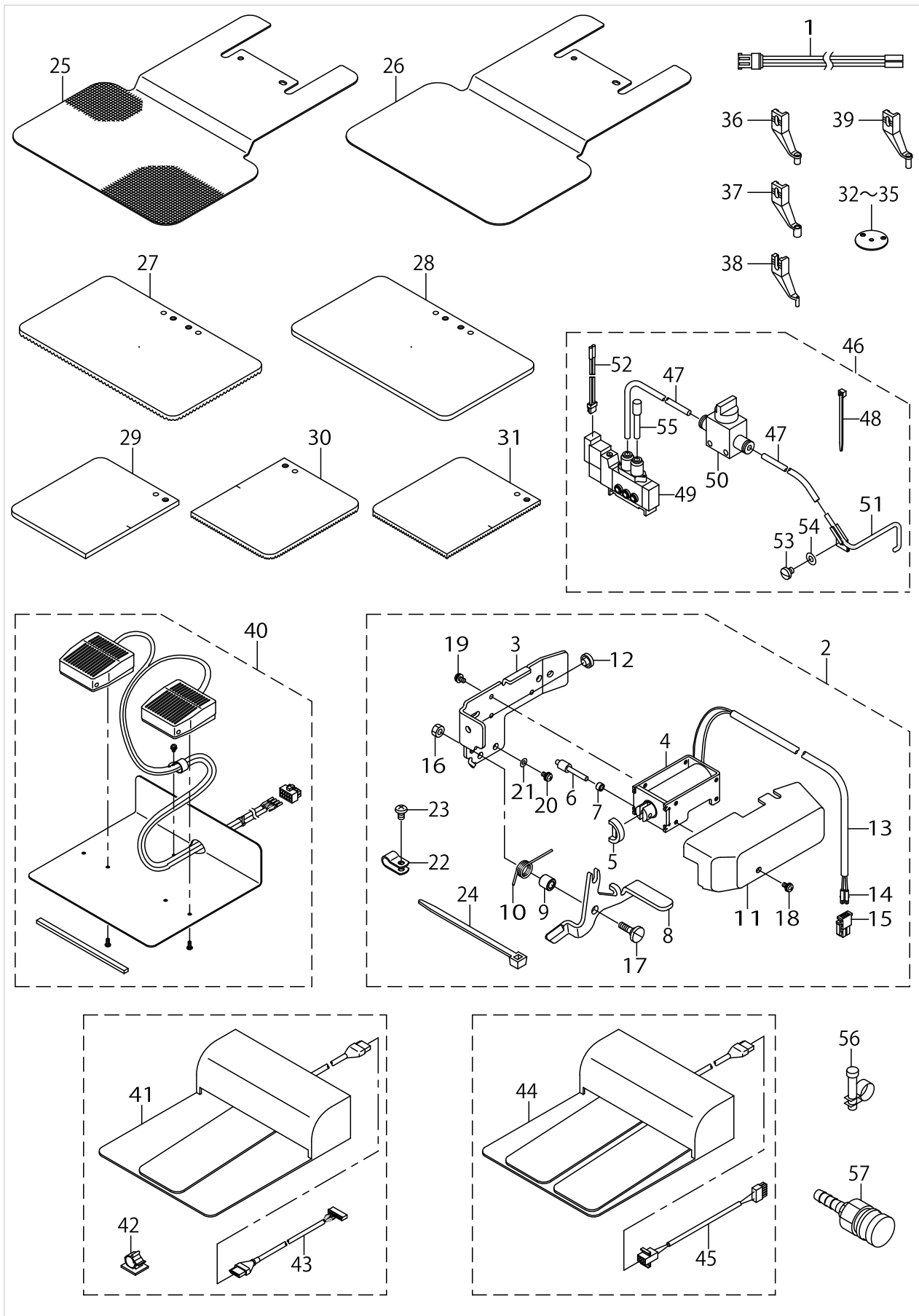


TABLE COMPONENTS

No.	Supply Code	Parts No.	Replacement	Parts name	Remarks	Choice	Step	Level	Cons	Qty	Rep. QTY
1		14222301		TABLE (1930)						1	
2		14222251		T-STAND ASM.(SOLENOID TYPE)	FOR LK-1930SS,HS					1	
3		14222459		T-STAND ASM.(AIR TYPE)	FOR LK-1930SA,HA					1	
4		B8101210AAB		UPPER STAND ASM.				*		2	
5		B8105210AAA		STAND ASM.				*		2	
6		B81085550A0		ADJUSTING SCREW ASM. WITH CAP				*		4	
7	D	11158300		STAND SIDE SUPPORT				*		1	
8		11158409		STAND SIDE SUPPORT				*		1	
9		11158607		RUBBER CAP				*		4	
10		17007402		NUT				*		2	
11		11158516		UPPER STAND PLATE				*		2	
12		SL9082091SE		WASHER HEXAGONAL BOLT				*		12	
13		13817754		Z-STAND PEDAL ASM.	FOR LK-1930SS,HS			*		2	
14		11159001		PEDAL SHAFT BRACKET				*		2	
15		B8153771000		PEDAL CONNECTING ROD				*		1	
16		D8113555B00		PEDAL BUSHING				*		2	
17		GPF06080000		PEDAL ADJUSTING PLATE				*		1	
18		GPF060600A0		PEDAL ASM.				*		1	
19		SM9061203SE		SCREW M6 L=12				*		2	
20		WP0671016SE		WASHER 6.7X13X1				*		2	
21		WS0621210KR		SPRING WASHER 6.2X11.4X1.2				*		2	
22		SM9082023SE		SCREW M8 L=20				*		2	
23		WP0871602SE		WASHER 8.7X18X1.6				*		4	
24		WS0861410KR		SPRING WASHER 8.6X15X1.4				*		2	
25		NM6080721SE		NUT M8				*		2	
26		NM6120001SE		NUT M12				*		4	
27		WP1302501SE		WASHER M12				*		4	
28		WS1253010KN		SPRING WASHER 12.5X21.5X3				*		4	
29	R	11155108	11155157	DRAWER						1	1.00
30		11155207		DRAWER SUPPORT						2	
31		D8204555D00		DRAWER STOPPER						1	
32		SK3311601SE		WOOD SCREW D=3.1 L=16						6	
33		SK3513201SE		WOOD SCREW D=5.1 L=32						4	

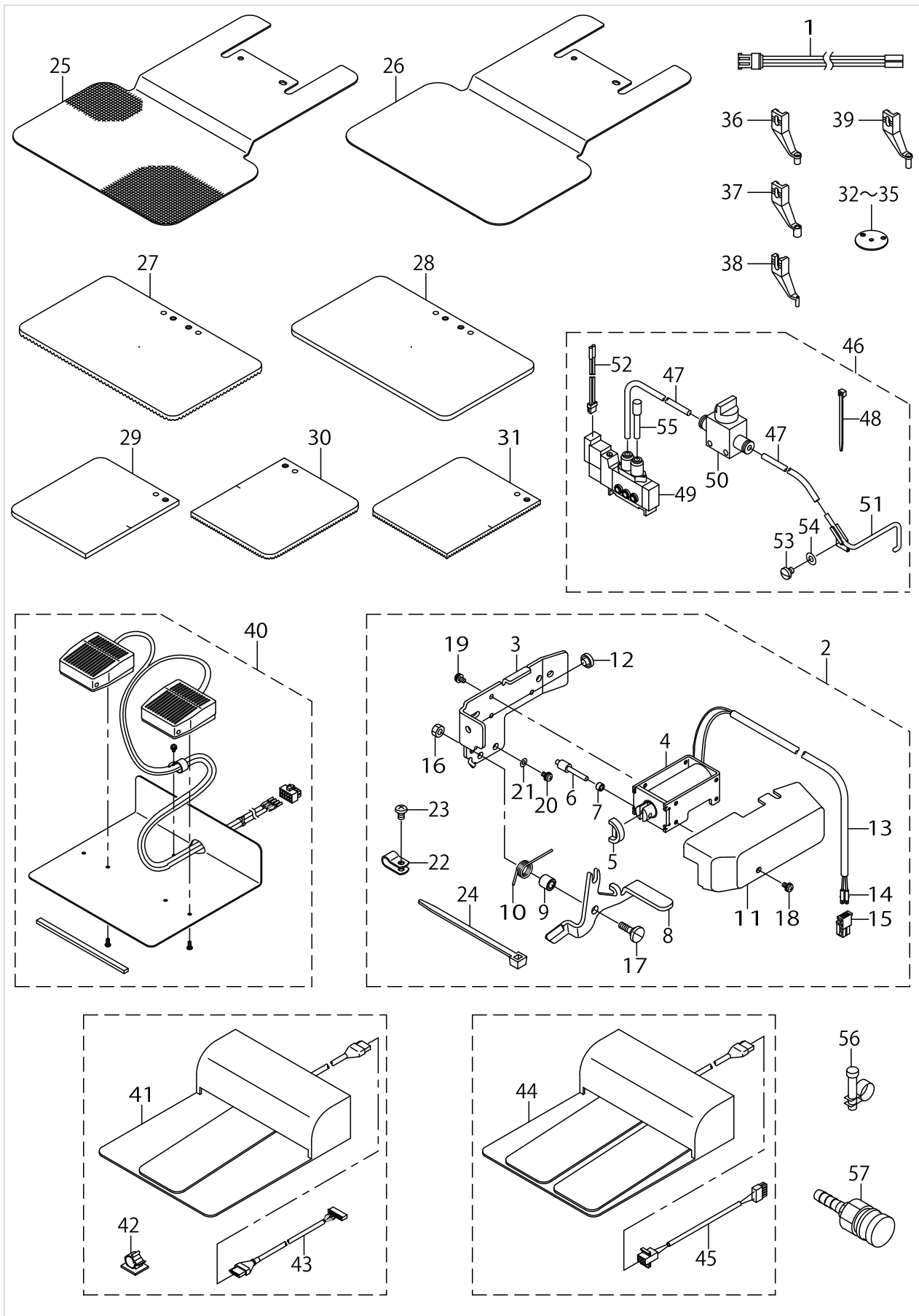
OPTIONAL PART COMPONENTS



OPTIONAL PART COMPONENTS

No.	Supply Code	Parts No.	Replacement	Parts name	Remarks	Choice	Step	Level	Cons	Qty	Rep. QTY
1		14204754		SOLENOID VALVE CONNECTOR ASM.						1	
2	D	14224760		DISK-RAISING DEVICE ASM.						1	
3		14224703		DISK-RAISING BASE				*		1	
4	R	11110301	40106936	WIPER SOLENOID				*		1	1.00
5		22956007		WIPER RUBBER B				*		1	
6		22957104		WIPER SOLENOID SHAFT				*		1	
7		22957203		WIPER LINK COLLAR				*		1	
8	D	14224802		DISK RAISING LEVER				*		1	
9		22956205		WIPER HINGE SCREW COLLAR				*		1	
10	R	11110806	22956304	WIPER SPRING				*		1	1.00
11		22955504		WIPER COVER				*		1	
12		12258000		BUSH				*		1	
13		HW500070000		2-CORE CABTYRE CORD				*		1.75	
14		HK034640000		PIN CONTACT				*		2	
15		HK03461002C		HOUSING				*		1	
16		NS6110310SP		NUT 11/64-40				*		1	
17		SD0650321TP		HINGE SCREW D=6.5 H=3.2				*		1	
18		SL4030681SC		SCREW M3 L=6				*		1	
19		SL4030681SC		SCREW M3 L=6				*		3	
20		SS4110915SP		SCREW 11/64-40 L=9				*		2	
21		WP0480856SP		WASHER 4.8X8.4X0.8				*		2	
22		HX00150000B		CABLE CLIP				*		2	
23		SS4110715SP		SCREW 11/64-40 L=7				*		2	
24		EA9500B0200		CABLE BAND 150				*		3	
25		14224000		LOWERPLATEBLANK						1	
26		14224109		LOWERPLATEBLANK						1	
27		B2553210D0A		FEEDING FRAME BLANK						1	
28		B2553210D0B		FEEDING FRAME BLANK						1	
29		B2554210D0A		FEEDING FRAME BLANK						1	
30		B2554210D0B		FEEDING FRAME BLANK,RIGHT						1	
31		B2554210D0C		FEEDING FRAME BLANK,LEFT						1	
32		D2426282C00		NEEDLE HOLE GUIDE						1	
33		14224307		NEEDLE HOLE GUIDE D=2						1	
34	D	B242628000D		NEEDLE HOLE GUIDE D						1	
35	D	D2426MMCK0C		NEEDLE PLATE NEEDLE HOLE GUIDE						1	
36		B1601210D0BA		INTERMEDIATE PRESSER B						1	
37		B1601210D0CA		INTERMEDIATE PRESSER C						1	
38		B1601210D0E		INNER PRESSER E						1	
39		B1601210D0FA		INTERMEDIATE PRESSER F						1	
40		M85205800A0		2-PEDAL ASM.						1	
41		GPK570010B0		PEDAL SWITCH ASM.						1	
42		E9607603000		STICKER (SMALL)						2	
43		M90135900A0		PK57 TRANSFER CABLE ASM.						1	
44		M85905130AA		PEDAL SWITCH ASM.						1	
45		M90315800A0		2-PEDAL CONNECTING CORD ASM.						1	

OPTIONAL PART COMPONENTS



OPTIONAL PART COMPONENTS

No.	Supply Code	Parts No.	Replacement	Parts name	Remarks	Choice	Step	Level	Cons	Qty	Rep. QTY
46		14225056		NEEDLE COOLER ASM.						1	
47		BT0400251EB		URETHANE HOSE, BLACK				*		2	
48		HX002330000		CLIP				*		3	
49		PV150209000		5 PORT SOLENOID VALVE				*		1	
50		PV010011000		VALVE				*		1	
51		B47202150A0		NEEDLE COOLER UNION				*		1	
52		14204754		SOLENOID VALVE CONNECTOR ASM.				*		1	
53		SS7110510SP		SCREW 11/64-40 L=5				*		1	
54		WP0450000SD		WASHER 4.5X8X0.5				*		1	
55		PX500014000		PLUG				*		1	
56		PB000010000		HOSE BAND	FOR LK-1930SA,HA					1	
57		PJ309520001		SOCKET	FOR LK-1930SA,HA					1	

LIST FOR INFORMATION OF CHANGE

As to the place changed, refer to the corresponding Rev.No.
 When previous parts(Obsoleted part)and new parts(Added parts)are
 not interchangeable with each other:
 In this case,even obsoleted parts(D.)can be ordered with the
 obsoleted part number,so select the parts with changed dates and
 place your orders.

変更箇所は、該当Rev.No.版をご参照ください。
 部品の互換性がない変更の場合は、削除された品番でも、ご注文できます。

29320207
 No.1244-09 Rev.No.

*A:Added parts追加部品/D:Obsoleted parts削除部品/E:Erratum訂正

* Rev. No.	Page 頁	Ref. No.	Parts No. 品番	* Rev. No.	Page 頁	Ref. No.	Parts No. 品番
D 08	2	24	262-11607	A 09	2	24	400-30828
D 08	4	47	B1406-210-000	A 09	4	47	400-26884
D 08	8	33	142-08409	A 09	8	33	400-23631
D 08	8	48	B1601-210-D00-A	A 09	8	48	400-23632
D 08	10	34	400-86483	A 09	10	34	401-42674
D 08	10	37	138-16855	A 09	10	37	401-42675
				A 09	10	38	401-42677
				A 09	10	39	SM-3030552-TN
D 08	11	6	111-10301	A 09	11	6	400-97998
D 08	11	18	HK-0346400-0B				
D 08	11	19	HA-0060000-00	A 09	11	19	HA-0060000-0A
D 08	11	20	HW-2003900-00				
D 08	11	21	HW-5000700-00				
D 08	14	5	141-08955	A 09	14	5	401-04895
D 08	14	7	141-08906	A 09	14	7	401-04889
D 08	14	8	110-43304				
D 08	14	9	NS-6660410-SH				
D 08	14	10	NM-6040000-SN	A 09	14	8	NM-6040001-SE
D 08	14	11	NS-6660430-SP				
D 08	14	12	WP-0450000-SD	A 09	14	9	WS-0410002-KR
D 08	14	13	HK-0346100-2D	A 09	14	10	HK-0346100-20
D 08	14	14	HK-034600-00				
D 08	14	15	B1652-704-000	A 09	14	11	132-16601
D 08	16	4	SM-8060612-TP	A 09	16	4	SM-8060812-TP
D 08	16	9	SM-8060612-TP	A 09	16	9	SM-8060812-TP
D 08	24	1	229-30358	A 09	24	1	400-96354
D 08	26	1	M8601-593-AA0	A 09	26	1	400-56937
D 08	26	2	M8612-590-CA0	A 09	26	2	401-50001
D 08	26	8	M1001-590-000	A 09	26	8	400-98641
D 08	26	10	M1003-580-000	A 09	26	10	400-98937
D 08	32	36	PB-0000100-00	A 09	36	56	PB-0000100-00
D 08	32	37	PJ-3095200-01	A 09	36	57	PJ-3095200-01
D 08	32	58	B8211-206-000	A 09	32	36	400-23662

HOW TO MAKE USE OF THIS PARTS LIST

1.Explanation of codes

1)"*"mark.....means this part is changed from the previous parts book.

As to the details of the change, refer to the "List for information of change".

2)"#01".....refer to "Note" explanation at bottom of page.

2.Codes on the "Qty" column

- Each numeral indicates the number of parts required.
- "0.1" and "2.5" indicate the length (in meters) of the respective parts.

3.Parentheses mean that the corresponding part is a subpart that constructs an assembly part.

4.Dotted lines on the Figures indicate assembly parts.

1."注記"欄の記号説明

1) "*"印.....前回のパーツブックに比較して今回変更された部品を意味します。

変更内容は、"変更情報リスト"を参照してください。

2) "#01".....ページ下の"注記"の説明を参照してください。

2.数量欄の数字は、個数を表し、0.1、2.5等の数値は、長さ（単位メートル）を表します。

3.数量欄の（ ）は、組部品を構成している子部品であることを意味します。

4.イラストページの-----枠は、組構成であることを意味します。

NUMERICAL INDEX OF PARTS

PART NO	PAGE	REF NO.	PART NO	PAGE	REF NO.	PART NO	PAGE	REF NO.
10038909	54	22~25	14106405	20	9	14205009	14	50
10502300	4	47	14106702	20	2	14205108	14	52
10523504	20	31	14107502	26	1	14205207	14	54
11006004	16	40	14107601	30	66	14206502	10	59
11072402	6	94	14107700	26	2	14206650	16	11
11110301	60	4	14108500	28	2	14206908	16	21
11110806	60	10	14108609	28	3	14207054	16	22
11111051	24	13	14108807	28	6	14207252	16	9
11155108	58	29	14109250	30	65	14207500	16	10
11155207	58	30	14109300	28	16	14207609	16	7
11158300	58	7	14109607	30	63·64	14207807	16	5
11158409	58	8	14112502	32	10	14208201	16	8
11158516	58	11	14113450	4	91	14208300	16	36
11158607	58	9	14113468	4	89	14208508	16	42
11159001	58	14	14114102	40	1	14208607	10	61
11315108	24	30	14114300	40	3	14209001	16	1
12210803	12	44	14114409	40	4	14209308	16	13
12258000	60	12	14114508	10	33	14211502	24	3
13160304	54	31	14114904	40	2	14211551	24	1
13216601	28	11	14115356	10	63	14213003	28	21
13502307	2	13	14115356	52	37	14214019	32	13
13508700	20	35	14115653	2	33	14214308	34	45
13529607	20	23	14200802	4	54	14214506	32	17
13540406	36	40	14200901	4	80	14214605	34	59
13817754	58	13	14201305	4	85	14214712	34	52
14100309	2	39	14203004	12	6	14214803	34	53
14100408	2	2	14203103	12	4	14215057	32	38
14100457	2	1	14203202	12	5	14215305	32	41
14100705	2	6	14203301	12	2	14215404	32	40
14100754	2	5	14203400	12	22	14215602	34	56
14101208	2	22	14203509	12	17	14215701	32	14
14102107	8	2	14203608	12	24	14215909	34	57
14102404	8	1	14203707	14	58	14216006	34	54
14102503	8	5	14203806	12	25	14216204	34	58
14102701	8	7	14203905	14	60	14216303	32	3
14102800	8	8	14204002	12	26	14216352	32	1
14103006	20	6	14204101	12	30	14216410	32	7
14103352	20	4	14204200	12	21	14216469	32	6
14103758	20	5	14204309	12	23	14216501	36	1
14103907	20	11	14204309	16	23	14216501	38	1
14104004	20	20	14204754	60	52	14216808	36	13
14104152	12	1	14204754	62	52	14217004	36	2
14104707	12	3	14204853	52	6	14217103	36	3
14106256	22	63	14204853	54	11	14217202	38	3
14106306	20	33	14204911	12	42	14217301	38	38

NUMERICAL INDEX OF PARTS

PART NO	PAGE	REF NO.	PART NO	PAGE	REF NO.	PART NO	PAGE	REF NO.
14217400	38	39	22933204	54	18~20	26260802	4	64
14217509	38	13	22951008	28	20	26260901	4	65
14217764	36	16	22955504	24	4	26261008	4	66
14217855	38	7	22955504	60	11	26261107	4	67
14217954	38	8	22955900	24	7	26261206	4	68
14218002	36	11	22956007	24	8	26261305	4	69
14218002	38	4	22956007	60	5	26261602	4	71
14219513	40	12	22956106	24	9	26261701	4	72
14219604	40	25	22956205	24	10	26500306	8	6
14219711	40	26	22956205	60	9	26500504	30	73
14220503	4	87	22956403	24	12	26500900	26	4
14220750	2	9	22956908	24	14	26501205	28	1
14221352	32	21	22957104	24	15	26501304	26	5
14221352	52	36	22957104	60	6	26501403	32	2
14221451	32	24	22957203	24	16	26501502	32	8
14222251	58	2·3	22957203	60	7	26501858	20	16
14222301	58	1	23630007	20	15	26501908	28	4
14222459	58	2·3	23630007	40	19	26502906	16	37
14223010	54	46	26037200	54	3	40009290	2	16
14224000	60	25	26037903	54	30	40009290	26	35
14224109	60	26	26203208	10	44	40011144	4	63
14224307	60	32~35	26211755	2	23	40014007	16	39
14224703	60	3	26211904	2	25	40022462	16	46
14224760	60	2	26212100	2	26	40023631	16	33
14224802	60	8	26218404	26	6	40023632	18	48
14225056	62	46	26218602	30	72	40023662	54	36
17007402	58	10	26218651	30	68	40025746	16	17
17845009	44	19	26220400	30	71	40026730	4	62
22901805	2	11	26221101	20	36	40026745	4	79
22904155	8	26	26221200	22	65	40026746	4	56
22907554	16	31	26222109	22	67	40026884	10	47
22917058	12	33	26222208	22	48	40026917	10	55
22917058	16	18	26223305	32	19	40028986	34	55
22917058	36	36	26226506	28	24	40030828	2	24
22917058	38	34	26227702	16	26	40031323	16	15
22917157	12	13	26229302	26	24	40031324	16	32
22917157	26	36	26230706	40	11	40034676	24	5
22920508	2	28	26231407	40	16	40040414	2	14
22921506	30	70	26231902	40	9	40045548	10	65
22924005	14	49	26234005	54	12	40051987	54	2
22924005	24	33	26260109	4	57	40052806	54	1
22928808	30	69	26260208	4	58	40053326	8	9
22932800	54	17	26260307	4	59	40056937	44	1
22933006	54	18~20	26260406	4	60	40060888	22	57
22933105	54	18~20	26260505	4	61	40085784	42	2

NUMERICAL INDEX OF PARTS

PART NO	PAGE	REF NO.	PART NO	PAGE	REF NO.	PART NO	PAGE	REF NO.
40085785	42	3	B1231210D00	8	10	B1901210DC0	8	13
40085786	42	4	B1401210000	10	43	B1903210000	8	16
40085787	42	5	B1403280000	10	45	B1903552000	8	19
40085788	42	6	B1404280000	8	20	B1904280000	8	21
40085789	42	7	B1405210000	10	46	B1905541000	8	17
40085790	42	8	B1407210D00	8	15	B2107210D0A	24	2
40085791	42	9	B1411552000	10	49	B2130210D00	24	11
40085792	42	10	B14115520A0	10	48	B23022050A0	26	9·10
40085793	42	11	B1411804000	8	18	B2302280000	26	11
40085794	42	12	B1414232000	10	51	B23022800A0	26	9·10
40085795	42	13	B1414232000	32	18	B2303280000	26	23
40085796	42	16	B1456057000	32	16	B2304210D00	26	3
40096325	42	14	B1513210D00	12	9	B2312210D00	30	67
40096326	42	17	B1513210D00	16	2	B2313280000	26	13
40096327	42	19	B1515210D00	12	10	B2401210D00	28	17
40096354	42	1	B1515210D00	16	3	B2408210D00	28	18
40097998	24	6	B1516210D00	12	27	B2411210000	28	25
40098641	44	8	B151902600G	34	48	B24142800A0	28	26
40098937	44	10	B1530210D00	12	28	B24152800A0	28	27
40104889	28	7	B1601210D0BA	60	36	B2416280000	28	28
40104895	28	5	B1601210D0CA	60	37	B2417280000	28	29
40142674	20	34	B1601210D0E	60	38	B2418280000	28	30
40142675	20	37	B1601210D0FA	60	39	B24212800A0	28	31
40142677	20	38	B1626220000	38	30	B242328000A	28	32~36
40150001	44	2	B1626555000	36	33	B242328000B	28	32~36
A1230500000A	10	36	B1633210D00	16	16	B242328000C	28	32~36
A321600100A	4	70	B1634210D00	18	51	B242328000D	28	32~36
B1111210D00	2	15	B1652210D00	18	50	B242328000E	28	32~36
B1113223C00	54	42	B1701210D00	14	56	B2424280000	28	37
B1115210D00	2	10	B1702155000	12	29	B242628000D	60	32~35
B1116210D00	2	12	B1802210D00	20	32	B2509704000	32	15
B1116804000	28	23	B1806210D00	22	64	B2545280000	26	7
B1123210D00	4	52	B1806210D00	54	15	B2553210D00	36	10
B1125210D00	4	81	B1808210D00	20	26	B2553210D0A	60	27
B1125215P00	2	27	B1808980000	22	66	B2553210D0B	60	28
B1144210000	10	37	B1812210D00	22	59	B2554210D00	38	6
B1202210000	8	3	B1818210D0A	22	60·61	B2554210D0A	60	29
B1203215000	8	4	B1818210D0B	22	60·61	B2554210D0B	60	30
B1206210D00	8	11	B1820210D00	20	7	B2554210D0C	60	31
B1208019000	12	32	B1821210D00	20	8	B2557210DA0	54	38
B1212210D00	10	38	B1822215P00	20	17	B255728000C	36	31
B1220771000	12	34	B1828210D0A	20	25	B255728000C	38	2
B1223771000	8	12	B1828210DAA	20	24	B2561210D00	38	12
B1223771000	18	53	B1836210D00	20	1	B2564215000	54	41
B1223771000	28	22	B1901210DA0	8	14	B2566210D00	38	10

NUMERICAL INDEX OF PARTS

PART NO	PAGE	REF NO.	PART NO	PAGE	REF NO.	PART NO	PAGE	REF NO.
B2567210D00	38	11	B8153771000	58	15	E2193172000	38	32
B2572210D00	36	12	B8202205000	54	16	E8523304000	50	28~30
B2572210D00	38	5	B9121012000	54	21	E9567319000	44	20
B2573210D00	36	9	B91212200A0	54	26	E9607603000	46	65
B2574210D00	36	6	B9140372000	54	22~25	E9607603000	60	42
B2575210D00	36	7	BP300000100	40	29·30	E9608603000	46	70
B2576210D00	36	17	BP600000000	40	20	E9609603000	46	69
B2577210D00	36	4	BT0400251EB	38	33	EA9500B0100	32	22
B2578210D00	36	5	BT0400251EB	62	47	EA9500B0100	38	44
B2579210D00A	36	39	BT0500300EA	20	22	EA9500B0100	40	22
B2580210D00	36	18	BT0600401EB	54	35	EA9500B0100	46	71
B2581210D00	36	14	CM200100001	44	21	EA9500B0100	50	17
B2582210D00	36	15	CM300100001	44	22·50·51	EA9500B0100	54	55
B2583210D00	50	7	CM300100101	46	22·50·51	EA9500B0100	56	55
B2592210000	54	39	CM300200002	2	35	EA9500B0200	46	56
B2610210D00	36	19	CM301200001	2	30	EA9500B0200	60	24
B2610210D00	38	9	CM600100101	2	34	EA9502B0500	50	20
B2617771000	28	15	CM600100201	54	14	G1216870000	8	27
B2702210000	26	38	CQ200000000	20	19	G5430116000	56	50
B2703210000	4	50	CQ200000000	40	15	G6705152U0A	46	22·50·51
B3107804000	26	14	CQ202000000	20	14	G8124270000	56	48
B3112761000	26	15·16	CQ202000000	40	29·30	GAF01007000	10	39
B3114232000	26	17·18	CQ252200000	2	7	GCT02906000	54	22~25
B3114771000	2	29	CQ252200000	40	21	GNP01330000	12	31
B3119771000	26	19	CS079073BSH	32	36	GPF060600A0	58	18
B3120125000	26	20	CS080081BSH	28	12	GPF06080000	58	17
B3126012000	4	92	CS080081CSH	22	52	GPK26002000	50	22
B3126012000	26	21	CS095081ASH	32	12	GPK470010AB	50	31
B3129053000	26	17·18	CS1000811SP	22	50	GPK570010B0	60	41
B3132552000	26	22	CS100081CSP	16	29	HA001690010	2	8
B3501210000	40	10	CS100081CSP	22	49	HA00303000A	52	16·38
B3505280000	20	10	CS1201010SH	20	3	HA004250000	46	54
B3509210D00	40	7	CS147121ESH	10	58	HA004250000	52	16·38
B3509280000	40	17	D2426282C00	60	32~35	HA004260000	50	14
B3518280000	40	28	D2426284M00	30	63·64	HA00600000A	24	19
B3541012000	40	8	D2426MMCK0C	60	32~35	HD00057000A	32	25
B471122000C	38	41	D2502232D00	36	34	HD002230000	10	30
B471122000D	38	40	D2502232D00	38	31	HD002230000	50	5
B471122000G	38	43	D2587L8WB00	16	12	HF001301000	50	28~30
B471122000H	38	42	D2587L8WB00	28	38	HF0041080P0	50	28~30
B47152150A0	56	47	D2588L8WB00	28	39	HK026650080	44	23
B47202150A0	62	51	D3112L4BB00	26	15·16	HK034610020	16	34
B8101210AAB	58	4	D7133555B00	6	93	HK034610020	28	10
B8105210AAA	58	5	D8113555B00	58	16	HK03461002B	24	17
B81085550A0	58	6	D8204555D00	58	31	HK03461002C	60	15

NUMERICAL INDEX OF PARTS

PART NO	PAGE	REF NO.	PART NO	PAGE	REF NO.	PART NO	PAGE	REF NO.
HK034610040	56	54	M85105810A0	46	64	M90195800A0	52	12
HK034610100	50	18	M85205800A0	60	40	M90205800A0	52	31·32
HK034640000	50	19	M85205900A0	50	1	M9020580AA0	52	31·32
HK034640000	56	57	M85205900A0	52	1	M90215800A0	52	13
HK034640000	60	14	M85205920A0	46	62	M90225800A0	52	33·34
HK054250040	44	24	M85215800A0	50	13	M90245800A0	52	8~ 10·39·40
HM000630010	46	68	M85215800A0	52	2	M90255800A0	50	32
HW500070000	60	13	M85415800A0	48	13	M90265930A0	52	15
HX00056000B	44	26	M85905130AA	60	44	M90275800A0A	52	33·34
HX001230000	50	6	M85995900A0	50	24·25	M90285800A0	52	8~ 10·39·40
HX00147000C	44	27	M8599590AA0	50	24·25	M90295800A0	44	9
HX00150000B	34	51	M8601593AA0	52	18	M90315800A0	60	45
HX00150000B	60	22	M86045900C0	44	5·6	M90315900A0	52	24
HX00150000C	4	88	M8604590AC0	44	5·6	M90345800A0	52	8~ 10·39·40
HX00150000J	2	45	M86045920A0	52	19·20	M90355800A0	52	8~ 10·39·40
HX00150000N	2	43	M8604592AA0	52	19·20	M964051000A	46	52
HX002330000	62	48	M86055930A0	44	25	MA011532000	54	13
HX00339000D	44	28	M86055930A0	52	21	MAT80114T00	36	35
HX003540000	44	3	M86065800A0	48	3	MDP170B1800	10	52·53
HX004070000	44	29	M86065800A0	52	14	MDP170B1802	54	27·28
HX004100000	44	30	M8901592AA0	44	17·18	MDP500B1400	10	52·53
J106600000D	54	22~25	M8901592AA0	52	22·23	MDP500B1402	54	27·28
M10025920A0	46	63	M8901592BA0	44	17·18	NM3034000SF	44	31
M1004581000	44	16	M8901592BA0	52	22·23	NM3040520SF	44	67
M1005580000	44	11	M8902593000	50	23	NM3040520SF	46	67
M1006580000	44	12	M89105900A0	44	7	NM6030001SC	44	4
M1011580000	48	10	M89105920A0	52	35	NM6040001SE	28	8
M1016580000	50	15	M90025800A0	52	25	NM6050001SE	42	24
M10175800A0	48	14	M90035800A0	52	3	NM6050001SP	14	53
M1030580000	48	7	M90045800A0	52	4	NM6050001SP	28	40
M1030590000	50	2	M90055800A0	52	26	NM6060001SC	2	20
M1031580000	48	9	M90075800A0	52	27	NM6060001SC	46	60
M10315800A0	48	8	M90085800A0	52	28	NM6060001SC	54	33
M1031590000	50	3	M90095800A0	52	29	NM6080721SE	54	9
M1032580000	48	11	M90105800A0	52	30	NM6080721SE	58	25
M2001580000	44	13	M90105810A0	52	41	NM6120001SE	58	26
M300258000B	44	14·15	M90115900A0	50	4	NS6090310SP	2	32
M3003580000	50	26·27	M90125800A0	48	6	NS6090310SP	24	23
M300359000A	44	14·15	M90125800A0	52	17	NS6110310SP	4	90
M300451100A	50	26·27	M90135900A0	60	43	NS6110310SP	12	8
M300558000A	48	4·5	M90145800A0	52	5	NS6110310SP	24	24
M300558000B	48	4·5	M90165930A0	52	7	NS6110310SP	60	16
M8002430000	2	4	M90175800A0	52	8~ 10·39·40			
M8510580AA0	48	1·2	M90185930A0	52	11			
M8510580BA0	48	1·2						

NUMERICAL INDEX OF PARTS

PART NO	PAGE	REF NO.	PART NO	PAGE	REF NO.	PART NO	PAGE	REF NO.
NS6110420SP	16	14	SB30800100B	20	44~47	SL4041291SC	12	41
NS6110420SP	28	42	SB30800100B	22	44~47	SL4041291SC	50	10
NS6120310SP	26	33	SB30800100C	20	44~47	SL4051091SC	44	46
NS6120310SP	28	43	SB30800100C	22	44~47	SL4051091SC	54	37
NS6150310SP	28	13	SB30800100D	20	44~47	SL6052092TN	10	34
NS6660430SP	22	53	SB30800100D	22	44~47	SL9082091SE	58	12
PA1602006A0	38	35	SD0500091TP	30	46	SL9082093SE	54	7
PB000010000	62	56	SD0500803TP	30	47	SM0040601SC	46	48
PC012401000	38	45	SD0530221SP	26	25	SM1040801SP	36	20
PF0552040B0	56	51	SD0640391TP	26	27	SM1040801SP	38	14
PH1000332SH	16	28	SD0640482SP	26	28	SM1044050SM	46	66
PJ030520001	56	52	SD0650305TP	30	48	SM3030552TN	20	39
PJ046052503	38	36	SD0650321TP	24	29	SM3065052TC	46	57
PJ304060001	14	47	SD0650321TP	60	17	SM4030601SN	24	20
PJ305065202	56	53	SD0720321TP	26	26	SM4031851SR	44	40
PJ309005203	56	49	SD0790311TP	30	49	SM4040601SC	50	9
PJ309520001	62	57	SD0800331TH	14	57	SM4040655SP	54	5
PS0400142KH	10	40	SD0800331TH	50	8	SM4051405SE	42	23
PV010011000	62	50	SD0800341SP	12	14	SM4060801SE	10	32
PV150209000	12	45	SD0800341SP	16	19	SM5040655SN	4	76
PV150209000	62	49	SD0800431SP	16	25	SM6040602TP	28	14
PV915005000	12	46	SD0801021TP	22	55	SM6040802TP	38	15
PX050003000	14	48	SD1100301TP	30	50	SM6041202TP	36	21
PX500014000	62	55	SK3311601SE	54	29	SM6041202TP	38	16
PX950009000	56	56	SK3311601SE	58	32	SM6051002TP	38	17
RC0150001KP	12	37	SK3382001SE	2	21	SM6060802TP	14	51
RC0560711KP	4	73	SK3382001SE	46	53	SM6060802TP	36	22
RC0740811KP	16	38	SK3413201SE	48	15	SM6060802TP	38	18
RE0250000K0	24	25	SK3482001SE	46	55	SM6067552TP	2	18
RE0300000K0	20	18	SK3482001SE	50	12	SM6067552TP	54	32
RE0300000K0	36	38	SK3513201SE	58	33	SM8040412TP	4	78
RE0300000K0	38	37	SL4030681SC	60	19	SM8040600SP	10	56
RE0400000K0	4	74	SL4030681SF	44	61	SM8050502TP	4	77
RE0500000K0	24	26	SL4030681SF	46	61	SM8050812TP	10	60
RE0500000K0	28	44	SL4030881SC	32	26	SM8050812TP	36	24
RE0500000K0	38	20	SL4030891SC	44	37	SM8053002TP	28	19
RE0700000K0	36	8	SL4031291SC	32	27	SM8060612TP	10	28
RE0900000K0	22	54	SL4040681SC	44	38	SM8060612TP	32	50
RO069180100	32	11	SL4040881SF	44	36	SM8060612TP	34	50
RO154240100	10	42	SL4040881SF	50	21	SM8060812TP	32	9
S9622710000	44	33	SL4041081SF	44	39	SM8061612TP	10	29
SB110000900	34	44	SL4041091SC	44	49	SM9061203SE	58	19
SB110001300	32	43	SL4041091SC	46	49	SM9061403CP	36	23
SB30800100A	20	44~47	SL4041281SF	44	45	SM9061403CP	38	19
SB30800100A	22	44~47	SL4041291SC	10	31	SM9082023SE	58	22

NUMERICAL INDEX OF PARTS

PART NO	PAGE	REF NO.	PART NO	PAGE	REF NO.	PART NO	PAGE	REF NO.
SS1060210TP	30	51	SS6151142TP	16	27	SS8660612TP	16	41
SS1110640TP	30	52	SS6151220SP	22	62	SS8660612TP	32	23
SS1110840SP	2	42	SS6151220SP	34	49	SS8661012TP	30	60
SS1110840SP	10	66	SS6151412TP	8	22	SS9111010SP	12	35
SS4090415SP	20	12	SS6151440SP	32	39	SS9661230CP	10	57
SS4090515SP	26	30	SS6151812TP	26	32	ST4031051SN	48	12
SS4090715SP	2	37	SS6681712TP	8	23	ST5041051SN	50	16
SS4110515SP	2	41	SS7080510TP	10	54	TA0550604R0	4	51
SS4110515SP	40	27	SS7090410SP	14	61	TA0850604R0	4	84
SS4110715SP	4	86	SS7090410SP	30	57	TA1050504R0	4	48
SS4110715SP	32	37	SS7091110TP	16	49	TA1250406R0	4	49
SS4110715SP	40	14	SS7091110TP	18	49	TA1550902R0	12	38
SS4110715SP	54	4	SS7110340SP	14	59	TA2100904R0	4	53
SS4110715SP	60	23	SS7110340SP	54	40	WP0320501SC	24	21
SS4110815SP	4	82	SS7110410SP	32	33	WP0371016SD	16	52
SS4110815SP	16	4	SS7110510SP	62	53	WP0371016SD	18	52
SS4110915SP	60	20	SS7110730SP	2	17	WP0430801SC	50	11
SS4111015SP	2	38	SS7110740TP	30	58	WP0450000SD	38	24
SS4111415SP	36	25	SS7110810SP	16	30	WP0450000SD	62	54
SS4111415SP	38	21	SS7110840SP	2	46	WP0450801SD	54	6
SS4150715SP	2	40	SS7110840SP	10	35	WP0450826SC	4	75
SS4150715SP	40	23	SS7110840SP	12	36	WP0450846SP	30	61
SS4151215SP	2	44	SS7110840SP	18	47	WP0480856SP	36	28
SS4151215SP	12	43	SS7110840SP	20	28	WP0480856SP	38	25
SS4151215SP	16	6	SS7110840SP	24	31	WP0480856SP	60	21
SS6060410TP	20	56	SS7110840SP	30	55	WP0482086SD	26	8
SS6060410TP	22	56	SS7110840SP	36	27	WP0501016SC	48	16
SS6090620TP	24	27	SS7110840SP	38	23	WP0501016SD	28	45
SS6090670TP	10	50	SS7110840SP	54	43	WP0520656SA	54	44
SS6092120SP	40	24	SS7111110TP	20	30	WP0531001SC	42	22
SS6110420TP	34	46	SS7111120TP	12	7	WP0553216SD	30	62
SS6110430TP	30	53	SS7111120TP	26	31	WP0560860SE	12	15
SS6110480SP	20	27	SS7151120SP	8	25	WP0600816SP	16	45
SS6110480SP	32	42	SS8090610SP	26	12	WP0612066SP	16	20
SS6110610TP	2	36	SS8110310SP	10	41	WP0621016SD	36	30
SS6110610TP	32	34	SS8110422TP	24	28	WP0621016SD	38	27
SS6110610TP	38	22	SS8110510SP	10	62	WP0621026SP	18	54
SS6110610TP	54	45	SS8110510SP	12	39	WP0641601SC	14	55
SS6110810TP	26	29	SS8110510SP	26	37	WP0651001SC	46	58
SS6111140SP	2	31	SS8110520TP	22	51	WP0651056SD	26	34
SS6111140SP	32	31	SS8150822TP	12	40	WP0651646SC	2	19
SS6111610SP	24	32	SS8150822TP	16	24	WP0651646SC	54	34
SS6120930SP	30	56	SS8150822TP	20	29	WP0671016SE	58	20
SS6120930SP	40	6	SS8150822TP	30	59	WP0871602SE	54	8
SS6121212TP	22	58	SS8660610TP	8	24	WP0871602SE	58	23

NUMERICAL INDEX OF PARTS

PART NO	PAGE	REF NO.
WP0951016SP	16	44
WP0952616SD	20	13
WP1302501SE	58	27
WP1612616SE	42	15
WS0310002KR	24	22
WS0310702KS	44	41
WS0410002KP	36	32
WS0410002KP	38	29
WS0410002KR	28	9
WS0510002KN	42	21
WS0610002KN	10	64
WS0610002KN	46	59
WS0621210KR	58	21
WS0861410KR	58	24
WS1253010KN	58	28